




## Cultural tips for the successful grower

### Amity Raspberry

**Amity** was developed at the Oregon Agricultural Experiment Station in Corvallis and introduced in 1984. Amity is an everbearing producing a small crop in June and a large crop from September through October. Amity has strong upright cane, is more resistant to root rot, and aphid and can take heavier soils. Amity produces a superior firm quality, medium to large dark red berries with a classic raspberry overtones. These berries are excellent for fresh market, processing and canning. For the home gardener, Amity would make a wonderful addition to your edible garden. Zones 3-9



**Planting Instructions** - Raspberries can be planted in almost any sort of well-drained soil. Start by digging a large hole big enough to encompass all of the roots of the plant without bending or circling. Raspberries should be planted in the spring. They are usually spaced 2-3 feet in the row with 8-10 feet between the rows. Plant raspberries about one inch deeper than the plant grew in the nursery. The plant, as purchased from the nursery, may be cut back to a few inches as most of the growth will arise from the roots or from the base of the planted cane. Any white sprouts arising from the crown should be covered with soil to prevent burning by the sun.

Variety	Zone	Season	Fruit Size	Classification	Exposure	Flavor	Spacing
Everbearing Raspberry	 3-9	June - Frost 	Large	Rubus idaeus	Full Sun 	Classic Raspberry	2-3 Feet

**Bradley Weeks**  
Executive Manager  
bradw@weeksberry.com

**Weeks Berry Nursery, Inc.**  
[www.weeksberry.com](http://www.weeksberry.com)  
6494 Windsor Island RD N  
Keizer Oregon 97303

**John Weeks**  
President