




Cultural tips for the successful grower

Canby Raspberry

Canby: was developed in Oregon and introduced in 1953. Canby is a thornless Red Raspberry with vary large, sweet, firm, juicy, bright red berries of fine quality. This delicious flavored berry is one of the best in the Northwest for freezing, canning, cooking, and fresh eating. The canes are vigorous and productive growers. Canby does show a high level of virus resistance and aphid immunity. It is sensitive to root rot and not adapted to heavy soils, so good soil drainage is required. Canby grows best in areas with cooler summers. Canby shows excellent winter hardiness in Zones 4-7.



Planting Instructions - Raspberries can be planted in almost any sort of well-drained soil. Start by digging a large hole big enough to encompass all of the roots of the plant without bending or circling. Raspberries should be planted in the spring. They are usually spaced 2-3 feet in the row with 8-10 feet between the rows. Plant raspberries about one inch deeper than the plant grew in the nursery. The plant, as purchased from the nursery, may be cut back to a few inches as most of the growth will arise from the roots or from the base of the planted cane. Any white sprouts arising from the crown should be covered with soil to prevent burning by the sun.

Variety	Zone	Season	Fruit Size	Classification	Exposure	Flavor	Spacing
Spring Crop	 4-7	Late June - Mid July 	Large	Rubus idaeus	Full Sun 	Good	2-3 Feet

Bradley Weeks
Executive Manager
bradw@weeksberry.com

Weeks Berry Nursery, Inc.
www.weeksberry.com
6494 Windsor Island RD N
Keizer Oregon 97303

John Weeks
President