




## Cultural tips for the successful grower

### Latham Raspberry

**Latham:** The standard for spring-bearing, red raspberries; extremely popular and widely grown. Latham has large to very large, round, often 1", deep red fruits. With wonderful texture with somewhat non-cohesive full flavored and aromatic fruit makes it good for fresh eating, canning, freezing, jam, juice and pie. Latham has strong, vigorous, heavily productive, upright, 4-5' plants; widely adapted and disease resistant; mosaic free. Latham ripens evenly for three weeks in late June and early July. Exceptionally hardy; zone 3-8.



**Planting Instructions** - Raspberries can be planted in almost any sort of well-drained soil. Start by digging a large hole big enough to encompass all of the roots of the plant without bending or circling. Raspberries should be planted in the spring. They are usually spaced 2-3 feet in the row with 8-10 feet between the rows. Plant raspberries about one inch deeper than the plant grew in the nursery. The plant, as purchased from the nursery, may be cut back to a few inches as most of the growth will arise from the roots or from the base of the planted cane. Any white sprouts arising from the crown should be covered with soil to prevent burning by the sun.

Variety	Zone	Season	Fruit Size	Classification	Exposure	Flavor	Spacing
Spring crop	 3-8	June - July 	Large	Rubus idaeus	Full Sun 	Rich Full Flavor	2-3 Feet

**Bradley Weeks**  
Executive Manager  
bradw@weeksberry.com

**Weeks Berry Nursery, Inc.**  
[www.weeksberry.com](http://www.weeksberry.com)  
6494 Windsor Island RD N  
Keizer Oregon 97303

**John Weeks**  
President