




Cultural tips for the successful grower

Meeker Raspberry

Meeker: Developed at Washington State University. Large, thimble shaped dark red fruit with high sugar content and good quality flavor. Good home garden variety for eating fresh, freezing, canning, and processing. Meeker is not particularly adapted to heavy soils but is a vigorous plant with long willowy growth. Meeker is very productive with a long harvest season late June to mid-July Meeker has some resistance to Botrytis Rot. Zone 5-8



Planting Instructions - Raspberries can be planted in almost any sort of well-drained soil. Start by digging a large hole big enough to encompass all of the roots of the plant without bending or circling. Raspberries should be planted in the spring. They are usually spaced 2-3 feet in the row with 8-10 feet between the rows. Plant raspberries about one inch deeper than the plant grew in the nursery. The plant, as purchased from the nursery, may be cut back to a few inches as most of the growth will arise from the roots or from the base of the planted cane. Any white sprouts arising from the crown should be covered with soil to prevent burning by the sun.

Variety	Zone	Season	Fruit Size	Classification	Exposure	Flavor	Spacing
Spring Crop	 5-8	Late June To Mid July 	Large	Rubus idaeus	Full Sun 	Rich Sweet	2-3 Feet

Bradley Weeks
Executive Manager
bradw@weeksberry.com

Weeks Berry Nursery, Inc.
www.weeksberry.com
6494 Windsor Island RD N
Keizer Oregon 97303

John Weeks
President