




Cultural tips for the successful grower

Willamette Raspberry

Willamette: Originated in Oregon and is extensively grown in the Pacific Northwest. Willamette an extremely large berry, nearly round, dark red, very firm and of excellent quality. Lower sugar content, rich, and slightly tart good flavor. Excellent quality for fresh eating, freezing, and canning. Holds color and shape well. The bush is vigorous, very productive, and suckers freely. Willamette requires well drained soils and mild winters and is disease resistant. Willamette is one of the most popular commercial varieties in Oregon, Washington, and California.
Zone 5-10



Planting Instructions - Raspberries can be planted in almost any sort of well-drained soil. Start by digging a large hole big enough to encompass all of the roots of the plant without bending or circling. Raspberries should be planted in the spring. They are usually spaced 2-3 feet in the row with 8-10 feet between the rows. Plant raspberries about one inch deeper than the plant grew in the nursery. The plant, as purchased from the nursery, may be cut back to a few inches as most of the growth will arise from the roots or from the base of the planted cane. Any white sprouts arising from the crown should be covered with soil to prevent burning by the sun.

Variety	Zone	Season	Fruit Size	Classification	Exposure	Flavor	Spacing
Spring Crop	 5-10	Late June to mid July 	Large	Rubus idaeus	Full Sun 	Slightly Tart Good	2-3 Feet

Bradley Weeks
Executive Manager
bradw@weeksberry.com

Weeks Berry Nursery, Inc.
www.weeksberry.com
6494 Windsor Island RD N
Keizer Oregon 97303

John Weeks
President