

Mr Blue Sky

Electric Light Orchestra

F
Sun is shinin' in the sky
There ain't a cloud in sight
It's stopped rainin'
Ev'rybody's in a play
And don't you know
It's a beautiful new day hey, hey

F
Runnin' down the avenue
See how the sun shines brightly
in the city
On the streets where once was pity
Mister Blue Sky is living here today hey, hey

Chorus 1

Dm F Bb
Mister Blue Sky please tell us why
You had to hide away for so long (so long)
Where did we go wrong?

Dm F Bb
Mister Blue Sky please tell us why
You had to hide away for so long (so long)
Where did we go wrong?

Instrumental Solo (verse pattern)

A		----	0h1-	0-0--	053-	0	0	Dm	G
E		-----	---	31	---	1	-	-	31-13-
C		-0h2----	-----	-----	-----	-	-	-	--2---
G		-----	-----	-----	-----	-	-	-	-----
			Em	A7	Bb	C	F	C	
A		-----	0-0	---	010-	0	1p0--		
E		--131313-	3-	113	---	3	-	---	31
C		-2-----	-----	-----	-----	-	-----		
G		-----	-----	-----	-----	-	-----		

F
Hey you with the pretty face
Welcome to the hu - man race
A celebration, Mister Blue Sky's up there waitin'
And today is the day we've waited for

Chorus 2

Dm F Bb
Mister Blue Sky please tell us why
You had to hide away for so long
Where did we go wrong?

Dm F
Hey there Mister Blue
Bb F
We're so pleased to be with you
Bb F
Look around see what you do
Eb Bb C
Ev'rybody smiles at you

F
Mister Blue Sky,
Em A7 Dm G
Mi - ster Blue Sky
Em A7 Bb C F C
Mister Blue Sky

F
Mister Blue, you did it right
But soon comes mis - ter night
creepin' over
Now his hand is on your shoulder
Never mind I'll remember you this *
C#-bar Eb-bar Dm-bar
I'll re - member you this way *

Dm F Bb
Mister Blue Sky please tell us why
You had to hide away for so long
Where did we go wrong?

Dm F
Hey there Mister Blue
Bb F
We're so pleased to be with you
Bb F
Look around see what you do
Eb Bb
Ev'rybody smiles at you

Coda

Dm F Bb
Ba ba ba ba ba ba ba ba
F Bb F
Ba ba ba ba ba ba ba ba ba
Eb Bb
Ba ba

Dm F Bb
Ba ba ba ba ba ba ba ba
F Bb F
Ba ba ba ba ba ba ba ba ba
Eb Bb
Ba ba

F
Ba

* Play bar chords on these lines. Bb is just an A pattern with a bar on fret 1. Slide this up to get C, C#, and Eb. Then down to an Am pattern on fret 5.

A7



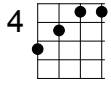
Bb



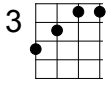
C



C#-bar



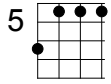
C-bar



Dm



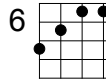
Dm-bar



Eb



Eb-bar



Em



F



G

