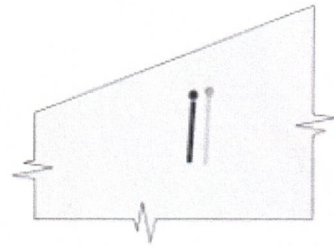
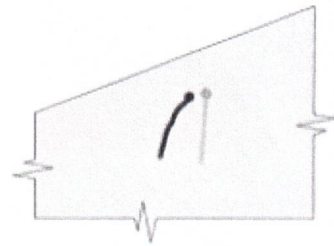


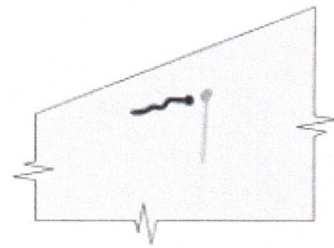
1. Bow-down Speed-building Mode: Lee-ward telltale dances and windward telltale streams straight back. This mode is used for building speed when coming out of a tack or when going through steep motorboat chop.



2. Max Speed Mode: Both telltales streams straight aft.



3. Pointing Mode: Lee-ward telltale streams aft, and wind-ward telltale dances between straight back and 45° above horizon- tal. This mode is used when sailing to wind- ward in flat water in winds over 10 knots.



4. Pinching Mode: Lee-ward telltale streams aft, and windward telltale stands straight up. To be used when trying to get over another boat or make it around a channel mark.