





UNIT 2: DIGITAL PHOTOGRAPHY - 9 Weeks

In this unit, students will learn the basics of photo composition and proper exposure. We'll study portraiture and photojournalism and learn post-processing techniques in Adobe Lightroom. Students will practice, apply, and demonstrate their mastery of the following habits, concepts, tools, and skills covered in this unit.

 HABITS	 CONCEPTS
<ul style="list-style-type: none"> • Format SD card at the beginning of each session. • Set camera to Manual mode • Upload photos to Google Drive after each session. • Give files meaningful names. • Place batteries & SD cards in correct spaces. • Replace lens caps before turning in equipment • Show respect for classmates, teacher • Wear a photo badge outside of class 	<ul style="list-style-type: none"> • Exposure Triangle • RAW vs. JPEG • Photo Composition • Portraiture • Understanding a Histogram • Post-Processing • Photo Illustration in Photoshop • Photojournalism • Photo Analysis/Critique • Sharing your work
 TOOLS	 SKILLS
<ul style="list-style-type: none"> • Canon DSLR Camera or smartphone camera • Canon Camera Simulator - practice tool • SD Card • Adobe Lightroom • Adobe Photoshop • Google Drive 	<ul style="list-style-type: none"> • Accessing camera menus and settings • Adjusting camera settings for proper exposure • Composing shots for compelling photos • Uploading photos to the computer for editing • Editing workflow in Lightroom • Separating subject from the background. • Applying effects, layers, and masks in Photoshop
STANDARDS	
<ul style="list-style-type: none"> • CTE.AME.D.10.7 Understand the key technical and technological requirements applicable for various segments of the Media and Design Arts Pathway. • CTE.MPD.A10.3 Apply the principles of composition and lighting used in photography. • CTE.AME.A.4.4 Analyze the relationship between the artist, artistic product and audience in both an existing and self-generated project. 	

IN-CLASS/HOMEWORK ASSIGNMENTS

- IC [Famous Photographer Research & Report](#) - list of famous photographers to choose from. Google Slide Template.
- IC Portrait Series - Take photos of individuals and groups using tips used in class.
- HW [Dorothea Lange - Photo Analysis](#)
- HW Photojournalism Series Edpuzzle videos

PROJECTS / ASSESSMENTS

- Elements of Art in Photography - Series of 7 photos that represent the elements of art (line, shape, form, texture, space, value, and color)
- Before & After Photo Edit
- Portrait on a Brick Wall - Photo Illustration
- Shepard Fairey-ish Portrait - Photo Illustration
- Photo Essay - Create a 10-image photo essay that tells a visual story, reflects mastery of composition and editing techniques.
- Unit quiz - exposure triangle, composition, portrait tips, post processing, photojournalism.

SLIDES	UNIT TOPICS
	Assignment due dates and quiz dates will be communicated as needed during the unit.
WK 1	<ul style="list-style-type: none"> • Famous Photographers • Photo subject types • Composition Styles • Exposure triangle
Elements of Art WK 2	<ul style="list-style-type: none"> • Camera functions • Equipment use procedures • Refresher on Elements of Art • ON ASSIGNMENT: Elements of Art Photo Shoot • Process for uploading work
WK 3	<ul style="list-style-type: none"> • Finish Elements of Art series • Post-Processing in Lightroom
WK 4	<ul style="list-style-type: none"> • Portrait tips • ON ASSIGNMENT: Portrait Photo Shoot
WK 5	<ul style="list-style-type: none"> • Photo Illustration in Photoshop: <i>Portrait on a Brick Wall</i>
WK 6	<ul style="list-style-type: none"> • Photo Illustration in Photoshop: <i>Shepard Fairey-ish Portrait</i>
WK 7	<ul style="list-style-type: none"> • Intro to Photojournalism, Profile: Dorothea Lange • Photo Essay Project
WK 8	<ul style="list-style-type: none"> • Quiz Review • Make-up late work
WK 9	<ul style="list-style-type: none"> • Quiz • Gallery Walk of Student Work

