

Introduction to orientation and safety



<https://washingtoncareacademy.com/wp-content/uploads/2017/09/Orientation-and-safety.jpg>

Pacific Shore Training Center



- Welcome for joining to Orientation and Safety course here at Pacific Shore Training Centre. Before I dive into the material, I'd like to give you a brief overview of what to expect in this course.


<https://www.hbnnext.com/wp-content/uploads/2017/09/Safety-Orientation-1.jpg>



- The Orientation and Safety class is a 5-hour training program, approved by the Department of Social and Health Services (DSHS) and is mandatory for all long-term care workers before they begin employment.
- This essential training equips a caregiver with the knowledge and skills to provide safe and effective care.

<https://abcsafetyolutions.com/wp-content/uploads/2021/10/logo-light.png>

- The course is divided into two sections:
 - Orientation course: takes 2 hours and Covers an introduction to the caregiver role, responsibilities, and client rights, as well as communication essentials.
 - Safety course: takes 3 hours and Focuses on injury prevention, identifying and managing hazards, emergency response, and infection control.



- Orientation course is the initial phase of orientation and safety training course.
- It is designed to familiarize new employees or individuals with the new workplace culture, safety policies, and job expectations.
- It focuses on providing the foundational knowledge necessary for a smooth transition into the work environment.

- The objective of orientation class in orientation and safety course is to ensure that new workers understand their roles and responsibilities, are aware of safety regulations, and are prepared to work in a manner that protects both themselves and others.



<https://www.safeopedia.com/wp-content/uploads/2023/07/19cb739eb007435ca87cfa313ba7b42f-800x521.jpg>

NEW TO THE JOB? **STAY SAFE**

- While safety refers to the essential knowledge and practices that employees must understand to protect themselves, their coworkers, and clients from harm while working.
- It focuses on creating a safe working environment by following safety regulations, preventing accidents, and responding effectively to emergencies.

- The objective of safety class in the orientation and safety course is to ensure that all employees are equipped with the knowledge and skills to prevent accidents and injuries, handle emergencies, and follow health and safety protocols according to Washington State laws.



https://hsiassetstorage.sfo2.digitaloceanspaces.com/transforms/blogimages/27066/safety-leadership-orientation_d4bd353bac6a5f3a10ab94d9650d3531.jpg

- The orientation and safety training will help students to have the necessary knowledge and skills to navigate the new environment safely and effectively. When you finish this course, you will feel confident in your ability to work safely, respond to emergency with confidence and care, and maintain a safe work environment for themselves, their colleagues, and the clients they serve.

- ORIENTATION COURSE HAS FIVE MODULES AND SAFETY COURSE HAS 6 MODULES.

MODULE 1: CLIENTS RIGHTS AND CARE SETTINGS

- LESSON 1: UNDERSTANDING CLIENT RIGHTS

[https://
www.jcfs.org/
sites/default/
files/styles/
banner_full_cont
ent/public/
banner-images/
496819415_0.jp
g?
itok=_18FRtrM](https://www.jcfs.org/sites/default/files/styles/banner_full_content/public/banner-images/496819415_0.jpg?itok=_18FRtrM)



[https://
angelhomeh
ealthcare.co
m/wp-
content/
uploads/
2021/08/5-
reasons-for-
home-
health-care-
img.jpg](https://angelhomehealthcare.com/wp-content/uploads/2021/08/5-reasons-for-home-health-care-img.jpg)

- LESSON 2: CARE SETTING OVERVIEW

MODULE 2 : BASIC RESPONSIBILITIES OF LTC WORKERS

- LESSON 1: UNDERSTANDING THE CARE PLAN
- LESSION 2: PERFORM TASKS ACCORATELY
- LESSON 3: DOCUMENT AND REPORT CHANGES
- LESSON 4: RESPOIND APPOPRIATELY IN EMERGENICES
- LESSON 5: BE PROFESSIONAL
- LESSON 6: NOTICE PERIOD



https://www.bosmedicalstaffing.com/wp-content/uploads/2021/02/970796_BOSMedicalFacebookFebruary2021-A-Day-in-the-Life-of-a-Long-Term-Care-Nurse_021121.jpg

<https://actriv.com/wp-content/uploads/2022/12/LTC-1024x731.png>

MODULE 3: PROFESSIONALISM IN CLIENT CARE



- LESSON 1: FIRST IMPRESSIONS
- LESSON 2: LISTEN
- LESSON 3: BODY LANGUAGE
- LESSON 4: ASK AGAIN



<https://encrypted-tbn0.gstatic.com/images?q=tbn:ANd9GcRWBESvTVq3jg4rm4rWRi1FWcCyezCLJr49kg&s>

https://encrypted-tbn0.gstatic.com/images?q=tbn:ANd9GcT1EfKWV-mMUssZlivUgCLhUUUXDC_zNTyAA&s

MODULE 4: EFFECTIVE COMMUNICATION IN THE WORKPLACE

- LESSON 1: EFFECTIVE COMMUNICATION WITH YOUR SUPERVISOR
- LESSON 2: COMMUNICATION WITH CARE TEAM MEMBERS
- LESSON 3: COMMUNICATION ON THE PHONE
- LESSON 4: EMERGENCY COMMUNICATION



[https://www.alert-software.com/hubfs/
how%20to%20improve%20communication%20between%20managers%20a
nd%20employees.png](https://www.alert-software.com/hubfs/how%20to%20improve%20communication%20between%20managers%20and%20employees.png)

MODULE 5: OBSERVING, PROTECTING AND REPORTING.

- LESSON 1: OBSERVATION, DOCUMENTING AND RESPONDING TO CLIENT NEEDS
- LESSON 2: CLIENT SAFETY, PROTECTION AND RIGHTS
- LESSON 3: LEGAL AND ETHICAL RESPONSIBILITIES



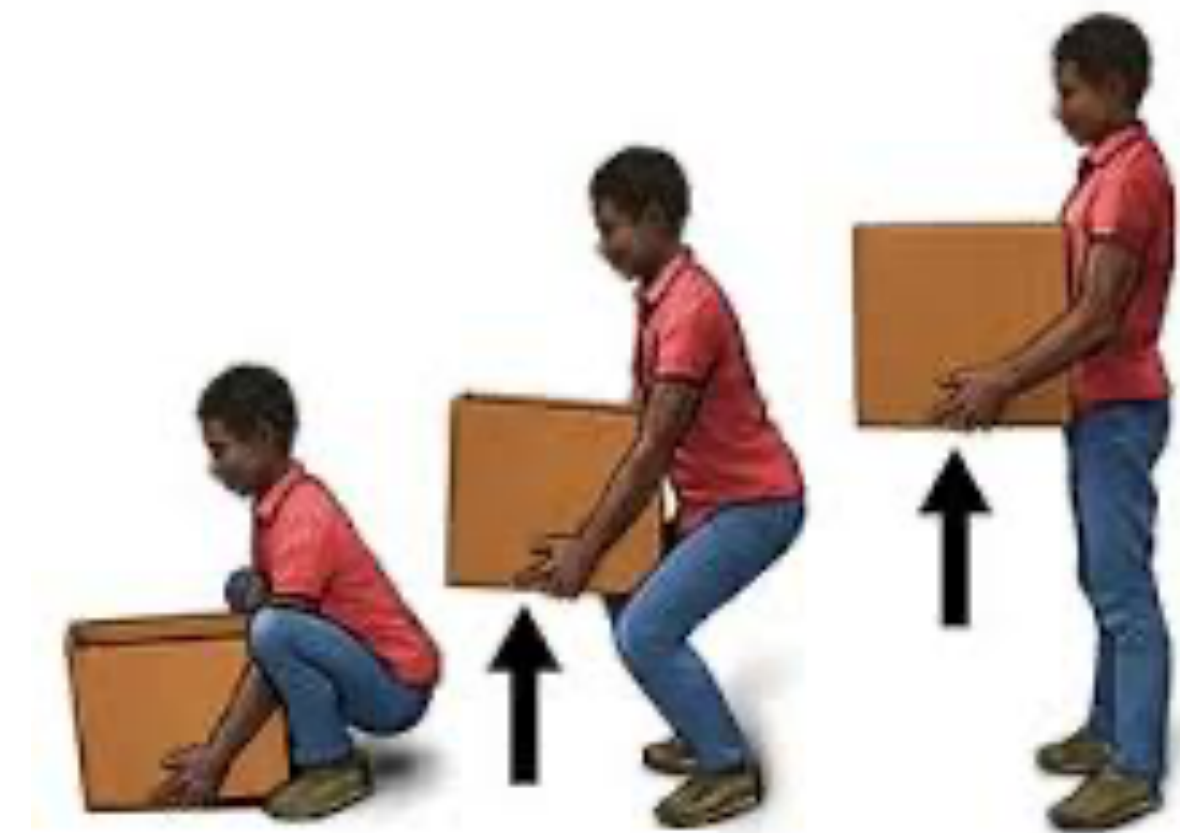
[https://
cdnsecakmi.kaltur
a.com/p/1067292/
sp/106729200/
thumbnail/entry_id/
0_1s8emyow/
version/100001/
acv/151/width/400](https://cdnsecakmi.kaltura.com/p/1067292/sp/106729200/thumbnail/entry_id/0_1s8emyow/version/100001/acv/151/width/400)



[https://
thevalleylawgroup.com/wp-
content/uploads/2022/06/
Attorneys-AZ_Stages-
Spousal-Abuse_Featured.jpg](https://thevalleylawgroup.com/wp-content/uploads/2022/06/Attorneys-AZ_Stages-Spousal-Abuse_Featured.jpg)

MODULE 6: PREVENT INJURY TO YOURSELF AND CLIENTS

- LESSON 1: STRENGTHEN AND PROTECT YOUR BACK WITH PROPER EXERCISE.
- LESSON 2: USE PROPER LIFTING TECHNIQUES AND WEAR CLOSED-TOE SHOES TO PREVENT INJURIES.
- LESSON 3: FALL PREVENTION AND SAFETY PROTOCOLS



How to Lift Items Safely

<https://encrypted-tbn0.gstatic.com/images?q=tbn:ANd9GcRxbi8JVHljhr50PrMmtFkESeVAWWa-cT6Gsw&s>

MODULE 7 : PREVENTS ACCIDENTS TO YOURSELF AND CLIENTS

- LESSON 1: PREVENTING ACCIDENTS AND MAINTAINING A SAFE ENVIRONMENT
- LESSON 2: HAZARD PREVENTION
- LESSON 3: WORKPLACE SAFETY



https://encrypted-tbno.gstatic.com/images?q=tbn:ANd9GcTGaO4yC_sG7vTKHjzJSeCS8iAB2jOrDcQ&s

MODULE 8: INFECTION CONTROL AND SAFETY PRACTICES

- LESSON 1: STANDARD PRECAUTION FOR INFECTION CONTROL
- LESSON 2: PREVENTING EXPOSURE TO BLOOD BORN DISEASE
- LESSON 3: SAFELY MANAGING CONTAMINATED MATERIALS IN THE HOUSE.



<https://engiomed.ae/wp-content/uploads/2022/04/IPC.jpg>

MODULE 9: MAINTAINING A SAFETY AND HEALTHY ENVIRONMENT

- LESSON 1: EFFECTIVE CLEANING AND DISINFECTION PRACTICE
- LESSON 2: SAFE HANDLING OF HOUSEHOLD CHEMICALS
- LESSON 3: PROTECTING OTHERS: STAY HOME WHEN SICK

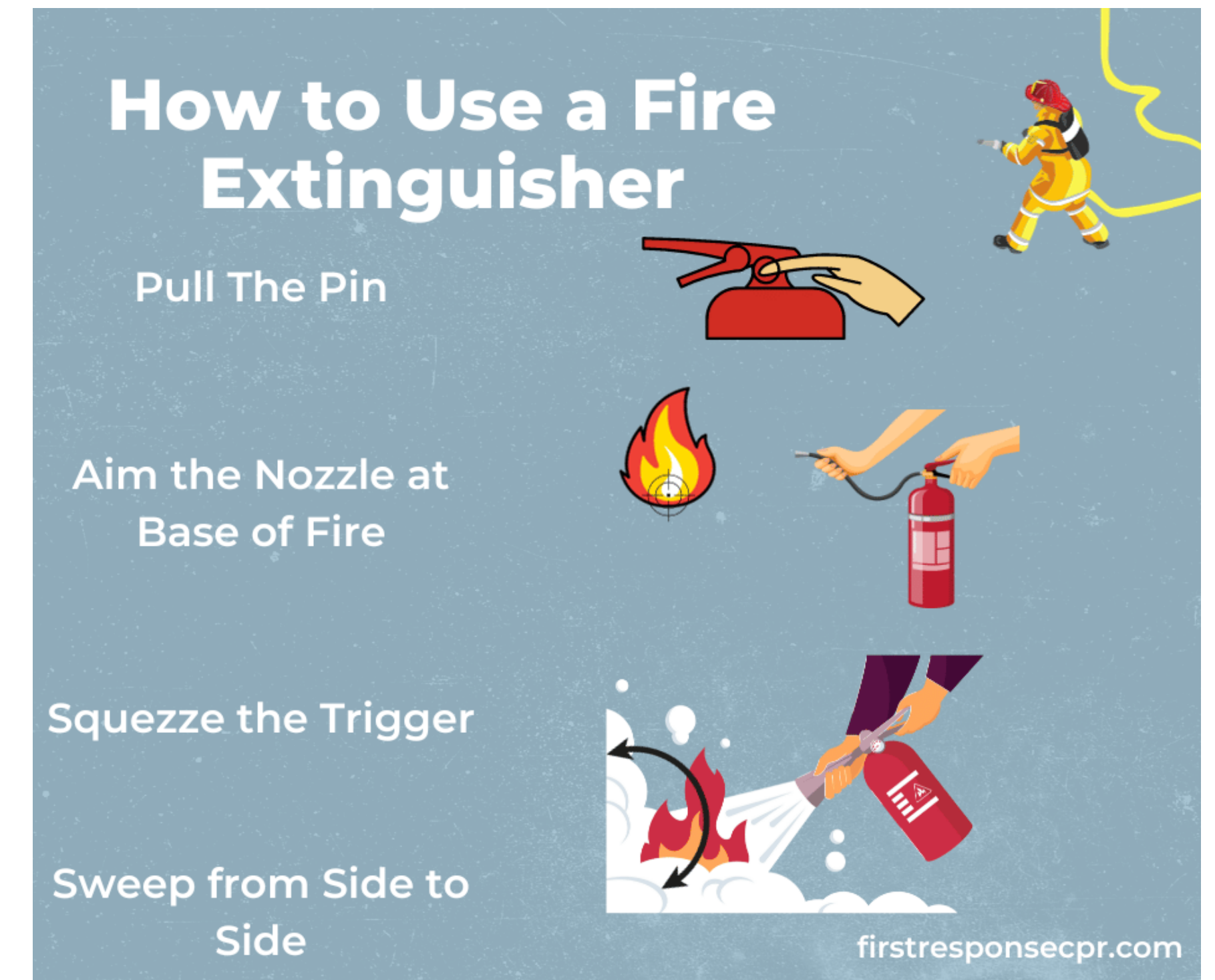


[https://encrypted-tbn0.gstatic.com/images?
q=tbn:ANd9GcQj9DxyG4uLqzf2aDFxkKap0DsP-FrrVA4ZYw&s](https://encrypted-tbn0.gstatic.com/images?q=tbn:ANd9GcQj9DxyG4uLqzf2aDFxkKap0DsP-FrrVA4ZYw&s)

[https://encrypted-tbn0.gstatic.com/images?q=tbn:ANd9GcSspyQhbM_GcA-
qLLDFVOIQ2110AR_KHyxRSA&s](https://encrypted-tbn0.gstatic.com/images?q=tbn:ANd9GcSspyQhbM_GcA-qLLDFVOIQ2110AR_KHyxRSA&s)

MODULE 10: PREPARATION AND KNOWLEDGE FOR EMERGENCIES

- LESSON 1: COMPREHENSIVE EMERGENCY PLANNING
- LESSON 2: UNDERSTANDING CLIENT-SPECIFIC EMERGENCY PLAN
- LESSON 3: FAMILIARIZING WITH EMERGENCY EVACUATION ROUTES.
- LESSON 4: MANAGING ADVANCE DIRECTIVE AND POLST FOMRS IN EMERGENICES



- <https://www.firstresponsecpr.com/wp-content/uploads/2023/10/How-to-Use-a-Fire-Extinguisher.png>

MODULE 11: RESPONSE AND PRACTICE DURING EMERGENCIES

- LESSON 1: PRACTICING EMERGENCY EVACUATIONS
- LESSON 2: RESPONDING TO NATURAL DISASTERS AND EMERGENCIES
- LESSON 3: STAYING CALM AND LEADING WITH CONFIDENCE



https://encrypted-tbn0.gstatic.com/images?q=tbn:ANd9GcR3VMWGIC27BY-KNMM37W3RL-DhqguQX5IV_Q&s

- The Orientation and Safety training course that is given at Pacific shore training centre is designed for flexibility and convenience.
- A Caregivers can pause the class at any time and resume whenever ready, allowing for self-paced learning.



<https://learn.givepulse.com/hubfs/avel-chuklanov-DUmFLtMeAbQ-unsplash-1.jpg>

- Each module includes printable notes, providing a student with valuable resources to reference throughout their caregiving careers.
- This structure supports both flexibility and retention, ensuring a caregiver to gain a strong foundation in the roles.



<https://encrypted-tbn0.gstatic.com/images?q=tbn:ANd9GcRHdonNjGO4jjucavEqw-ALpWRT3fIN6n7IOQ&s>

- The course includes numerous quizzes to reinforce learning.
- Student is required to pass all quizzes within the Orientation and Safety training course with a minimum score of 80%.
- There is no limit on the number of times a quiz can be retaken, allowing learners to review the material and improve understanding a student achieve the required score.
- This ensures a student participants adequately and prepared for the roles as caregiver.

- Upon successfully completing the Orientation and Safety training course, the student will receive a certificate acknowledging the participation in the program.
- This certificate serves as verification that the student has met the required training standards set by the Department of Social and Health Services (DSHS) and is prepared to begin the role as a long-term care worker.



<https://m.media-amazon.com/images/I/81dTUagfByL.jpg>

- By the time student receive the certificate, a student gained the following key knowledge and skills:
- As a new worker, a student understand the roles, responsibilities, and workplace safety regulations, and also Students will be equipped with the knowledge and skills to prevent accidents, handle emergencies, and follow Washington state health and safety protocols.

**You have now completed an overview of
the Orientation and Safety section.
Please proceed to Module 1.**

References

- https://media.pembinatrails.ca/docs/1f900dba-c0a6-4593-adc2-1afe08bb69b0_New Workers Banner - pic.jpg
- <https://1streporting.com/wp-content/uploads/2022/08/image-37.jpeg>
- <https://www.accuform.com/files/damObject/Image/huge/LHTL303.jpg>