

SOLID COLOR



603 Almond  



504 Linen  



609 Colonial Blue 



639 Sapphire Blue



510 Black 



532 Latte 



541 Extra White



500 White



535 Light Grey   



585 Sahara



576 Ruby Red



607 Bordeaux



545 Charcoal 



621 Slate 




581 Moss Green


ANTI-GRAFFITI

Proven ASTM D6678 Graffiti Resistance to easily remove:

- Permanent Marker
- Lipstick
- Water Based Ink Marker
- Wax Crayon
- Spray Paint



826 Kilim Beige
Subject to upcharge



833 Tricorn Black
Subject to upcharge




828 Dovetail
Subject to upcharge



829 Desert
Subject to upcharge

SPECIAL EFFECTS



837 Black Fox
Subject to upcharge



814 Cast Iron Metallic
Subject to upcharge



831 Nickel Metallic
Subject to upcharge

★ Headrail braced toilet partitions available for Premium Quick Ship in USA; subject to upcharge.

🇺🇸 Headrail braced (including Elite 6" and 9" AFF), ceiling hung (for 9 ft ceilings and lower) and floor mounted toilet partitions available for Quick Ship in USA.