

# The Collin County Area, Past, Present and Future



**Clarence Daugherty, P.E.**  
**Director of Engineering**  
**Collin County**



# Yesteryear

1980

**Collin County - 144,000**

**Plano - 72,000**



**Now**

**2022**

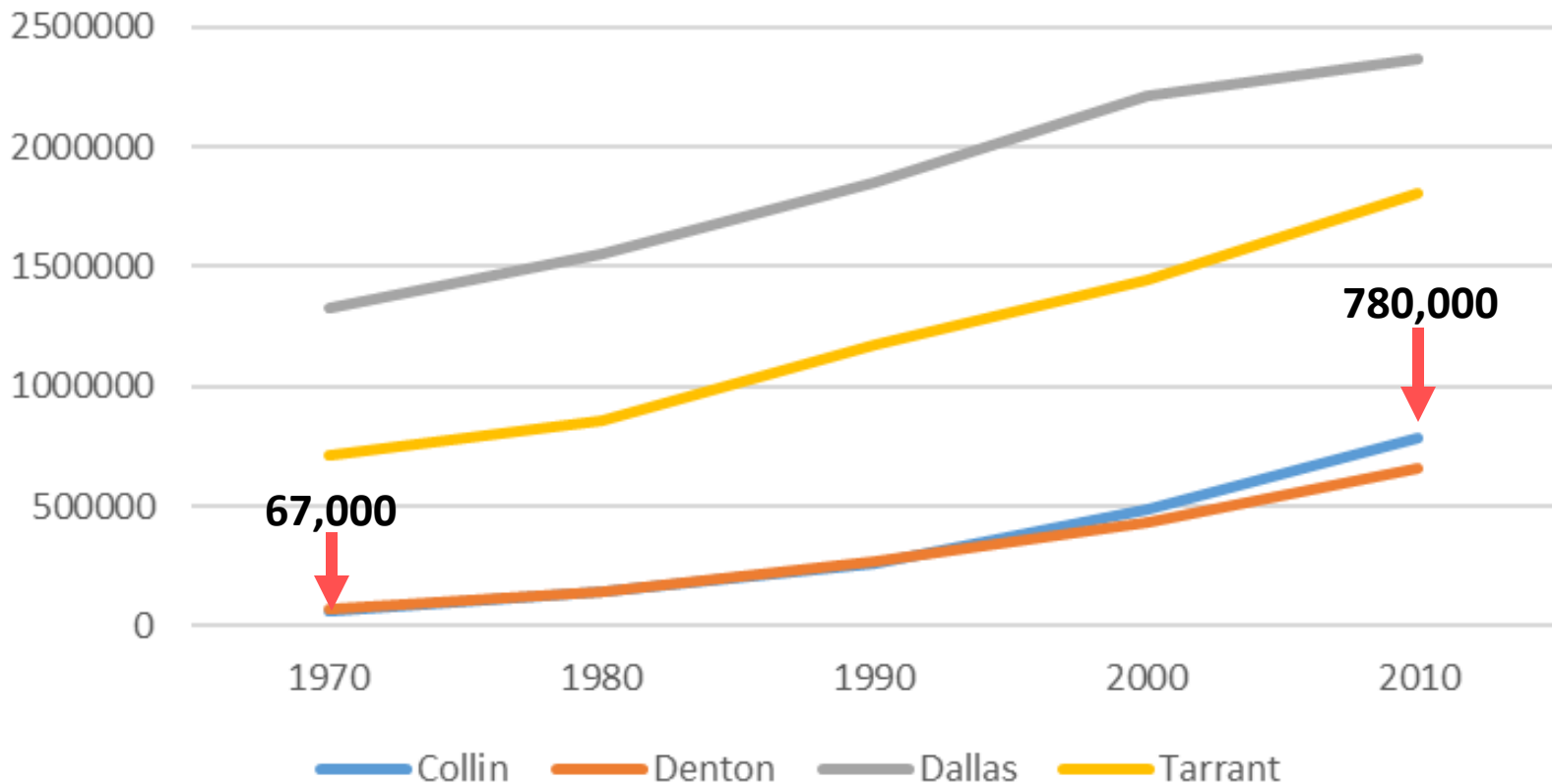
**Collin County – 1,135,060**

**Plano – 290,850**



# 40 Years of Growth

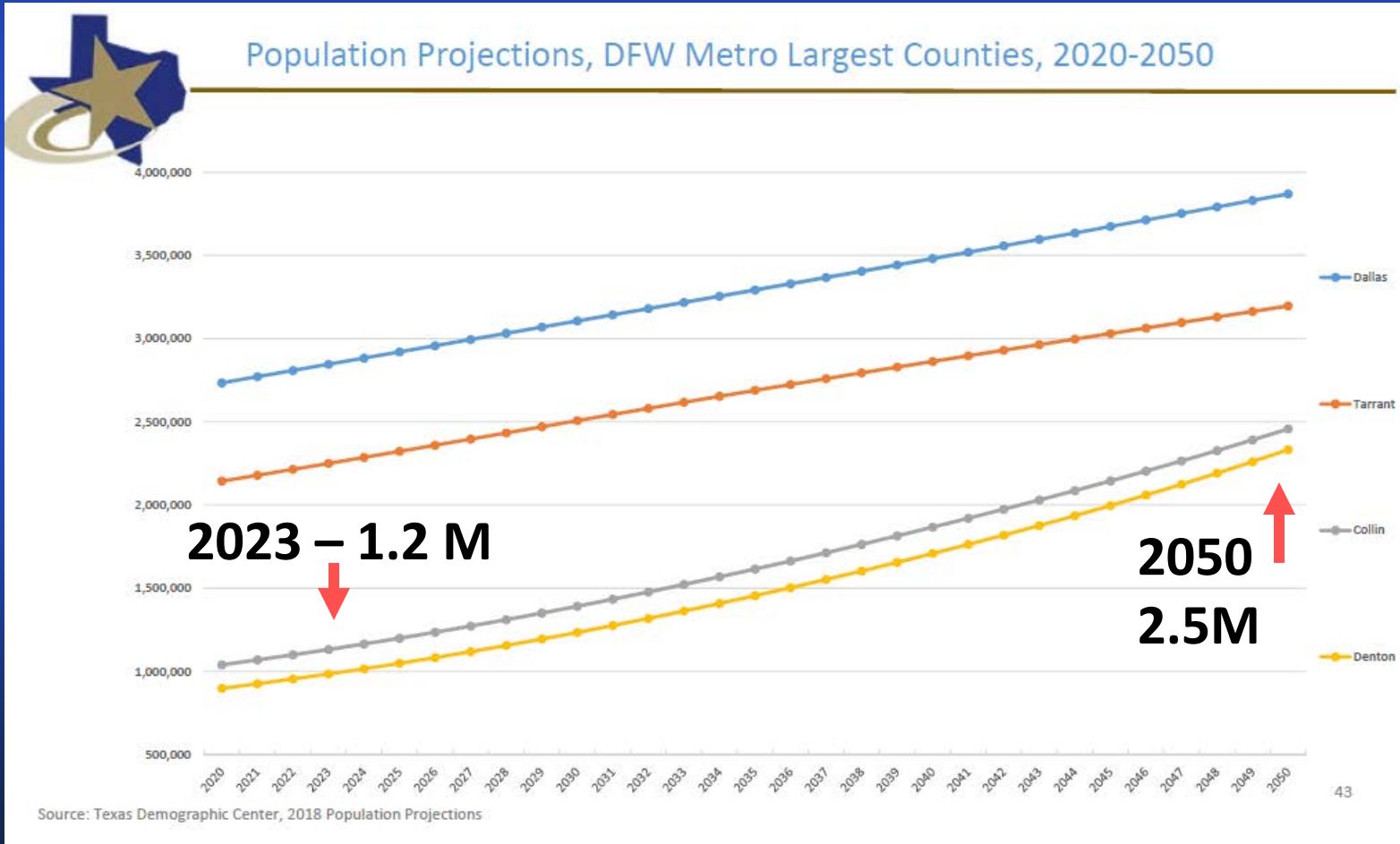
Population, Metroplex Counties, 1970-2010





# The Future

## Population Estimates and Projections, Metroplex Counties, 2020-2050



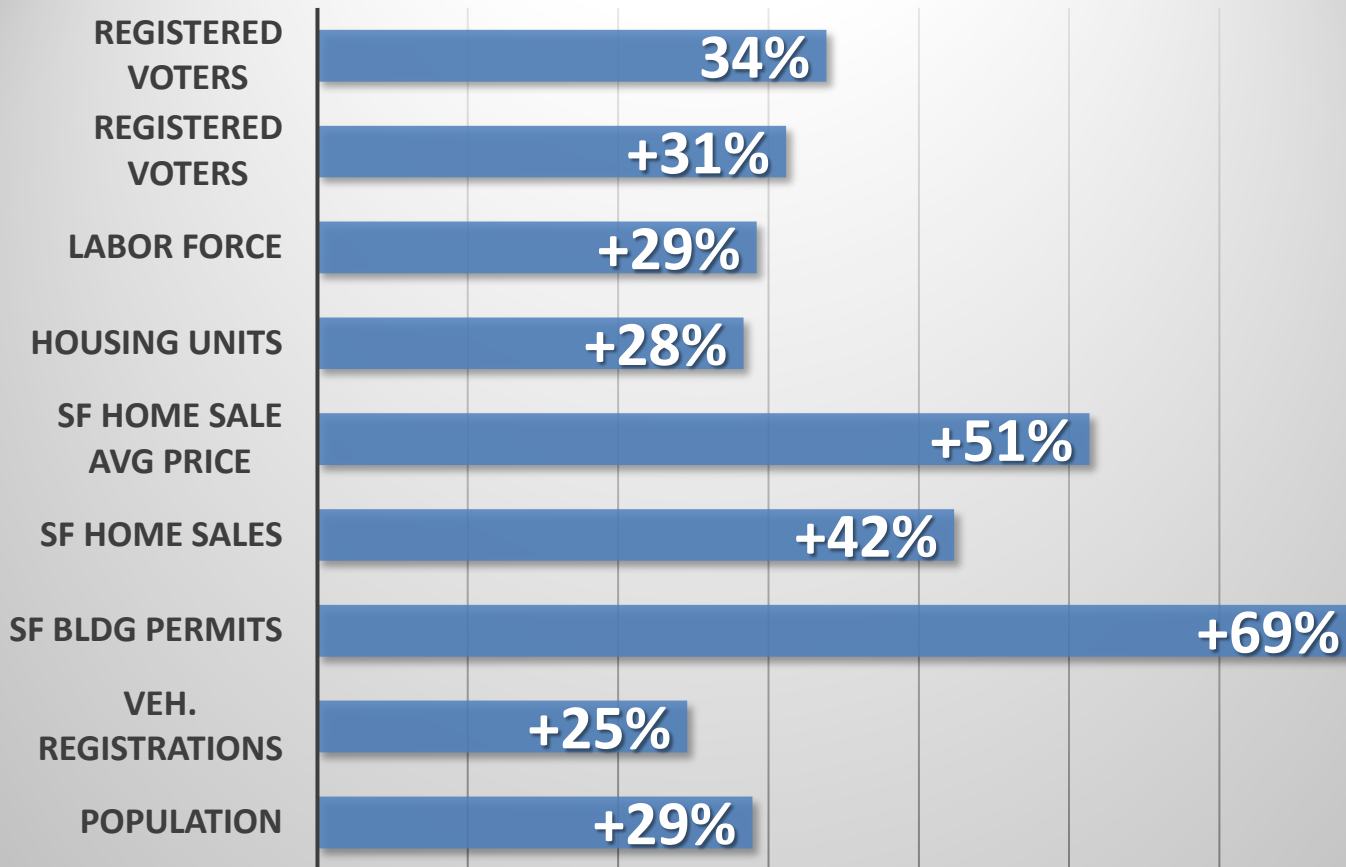


# Our County Now

- One of fastest-growing counties in Texas and U.S.
- Sixth most populous Texas county
- 4 cities over 100,000
- 3 cities over 200,000
- Plano almost 300,000



# Growth Data, 2010 - 2021



Sources: Collin County Elections; Texas Workforce Commission; Texas A&M Real Estate Center; Office of Policy Development & Research (U.S. Dept. of Housing and Urban Development); Collin County Tax Assessor-Collector; U.S. Census Bureau.



# Growth Data, 2010 - 2021

Demographic	2010	2021	Change
Population	788,431	1,109,462	+ 29%
Labor force	425,252	600,818	+ 31%
Registered Voters	424,548	641,789	+ 34%
Vehicle Registrations	773,202	1,025,544	+ 25%
Single-Family Building Permits	4,171	13,496	+ 69%
Single-Family Home Sales	10,384	18,009	+ 42%
Single-Family Home Price (Avg)	\$240,548	\$494,459	+ 51%
Housing Units	300,960	419,966	+ 28%





# Now - 2022

**1,135,000**

**46%** Growth since 2010

**4.0%** Avg. Annual Growth

**28,582** Avg. Annual Increase

**355,000** Increase since 2010

**102** New Residents/Day 2021



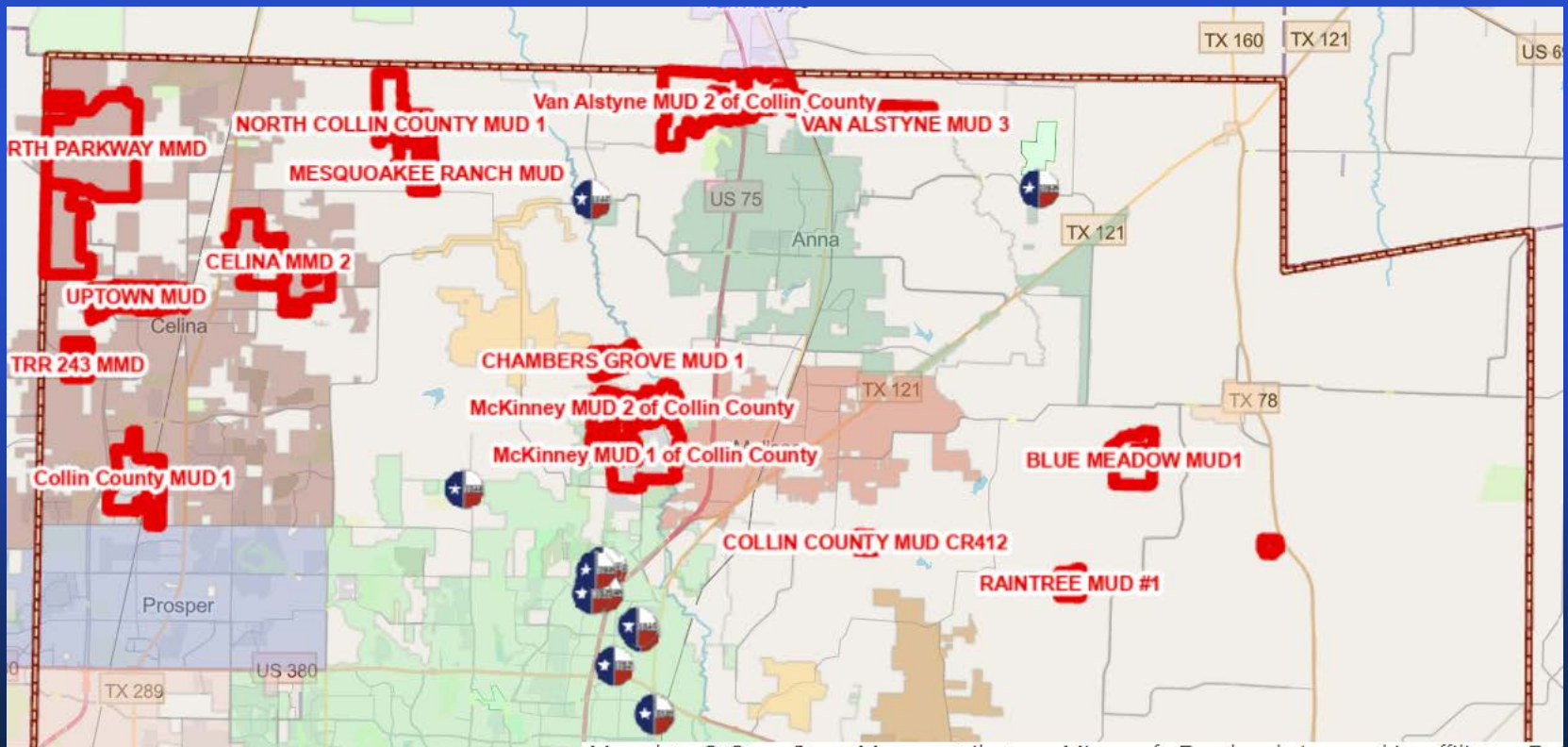
# Our County's Future Growth

Various sources indicate  
Collin County will be over  
**3,000,000** population  
when we are fully developed



# Municipal Utility Districts (MUDs) as of March, 2023

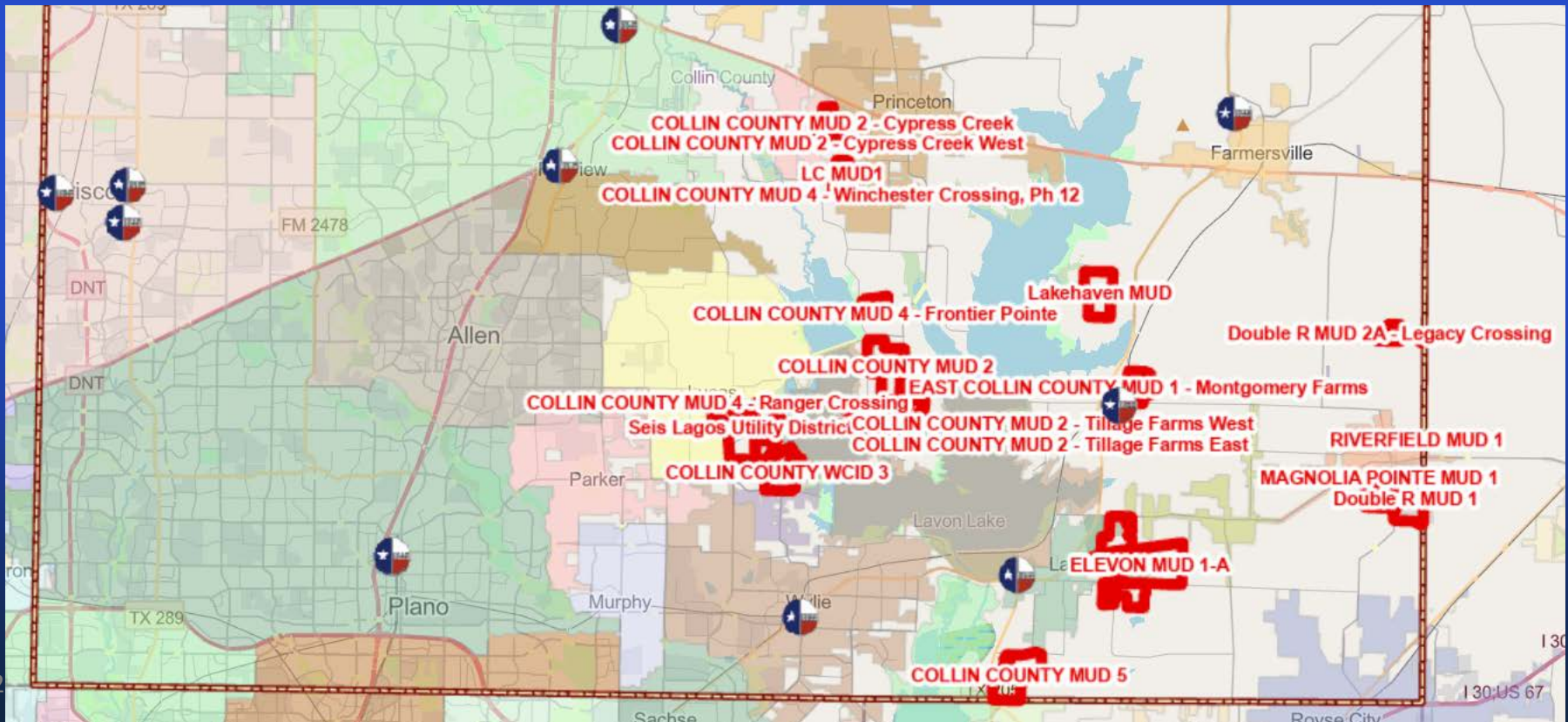
## North County





# Municipal Utility Districts (MUDs) as of March, 2023

## South County

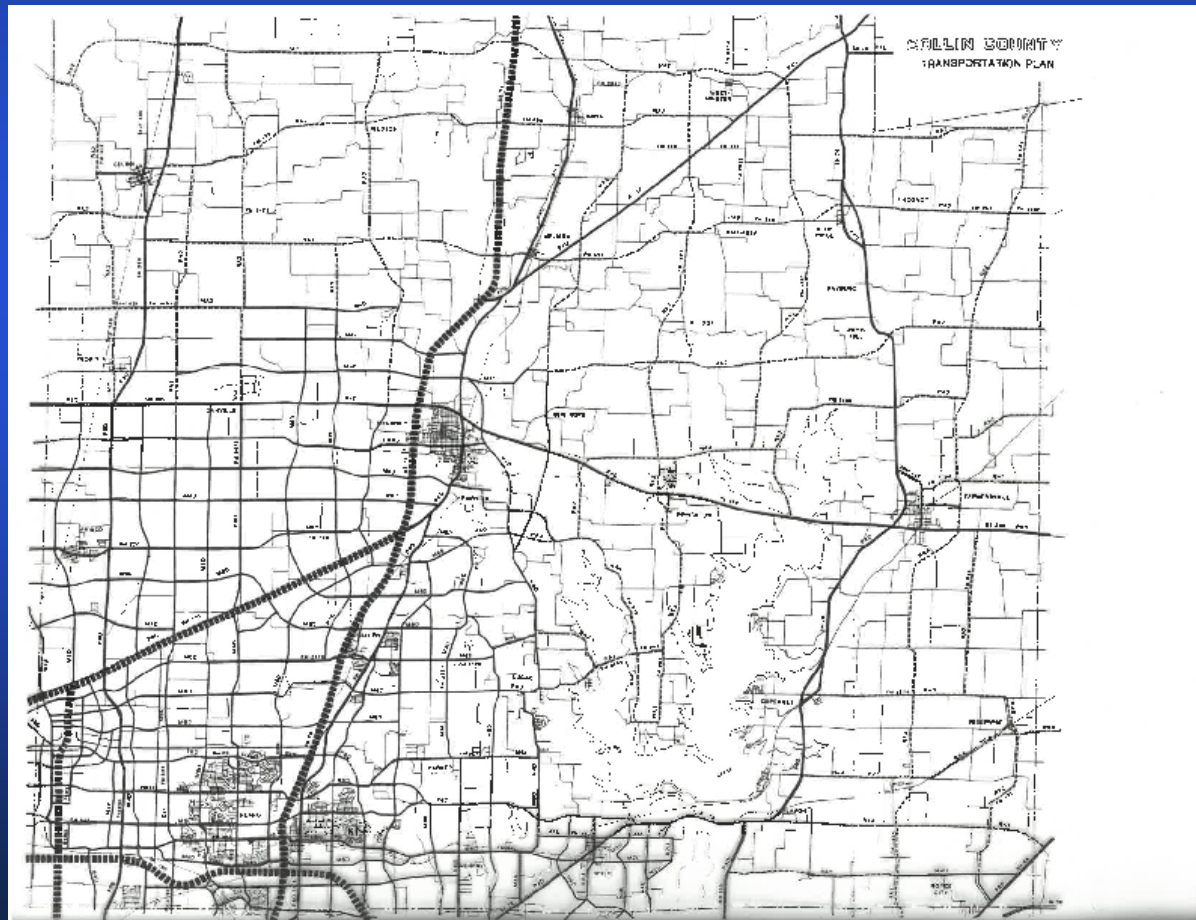






# Yesteryear

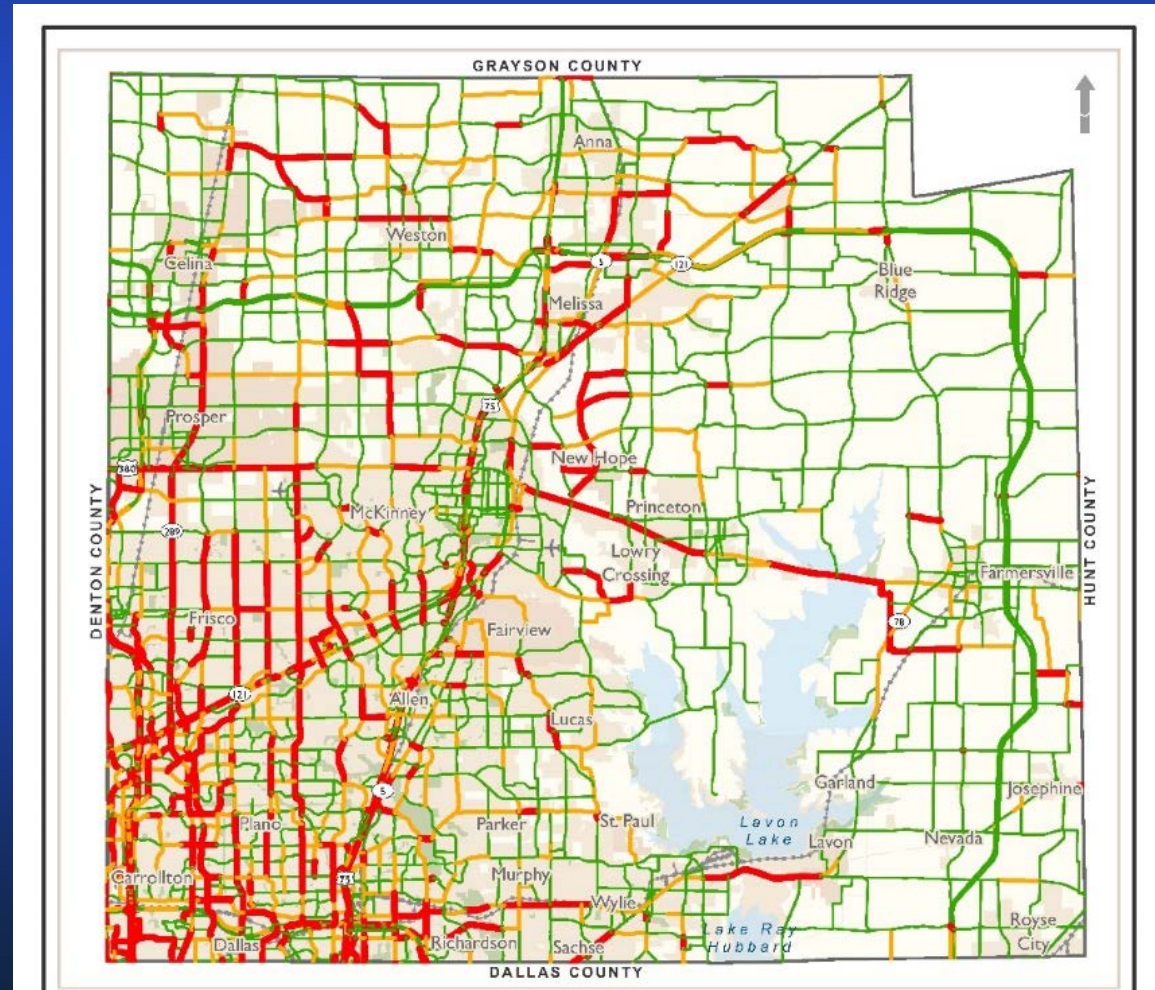
## 1982 County Thoroughfare Plan





# Present

## 2022 County Thoroughfare Plan

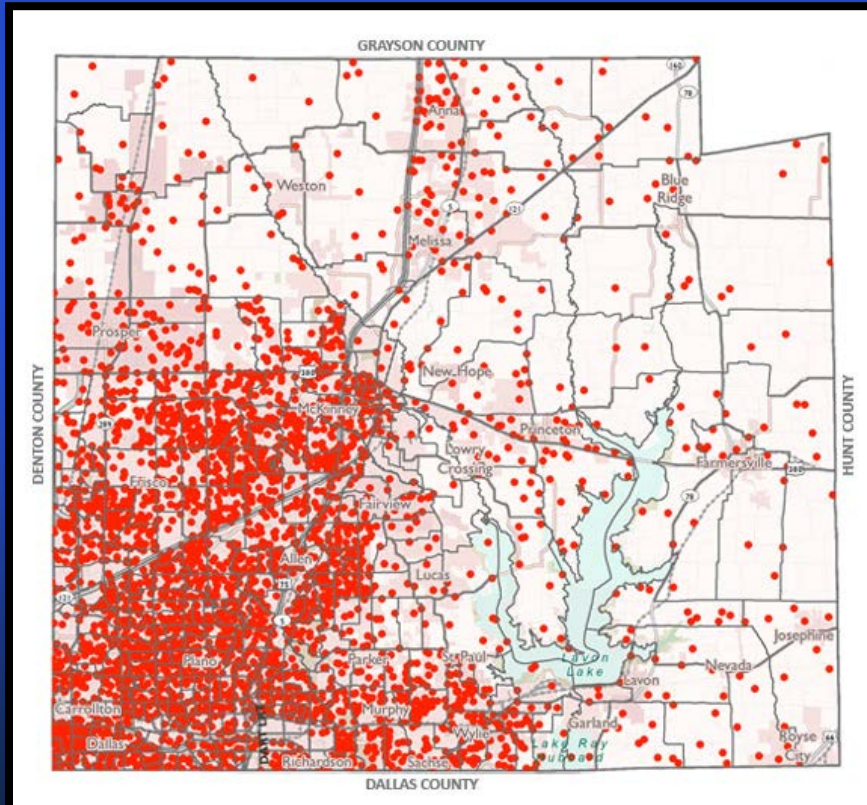




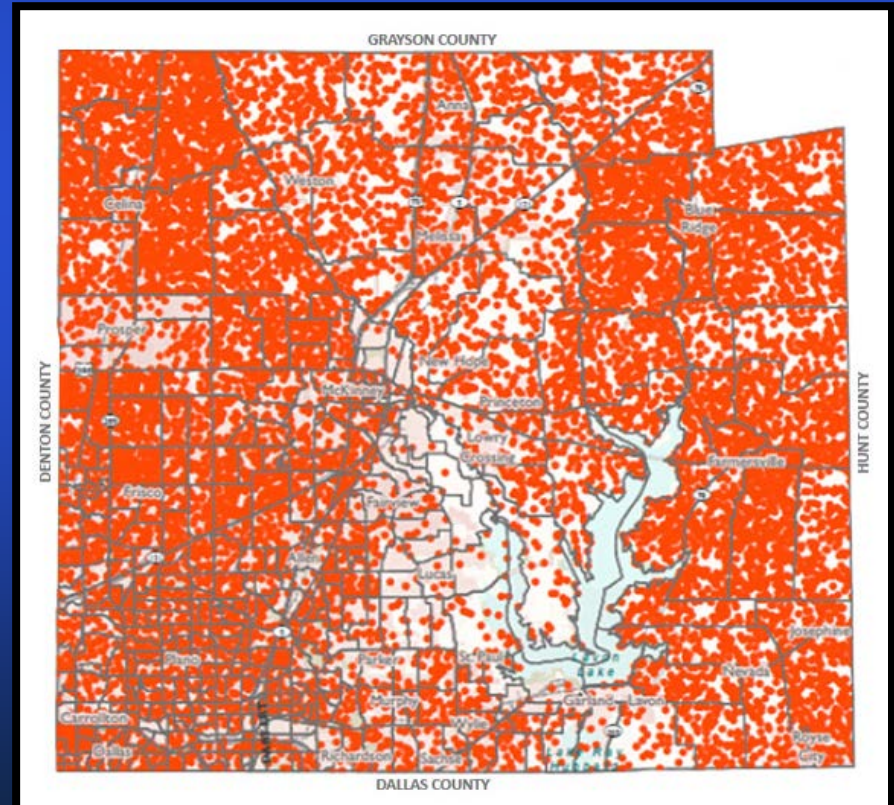


# Traffic Congestion

## 2020 Density



## Build-out Density





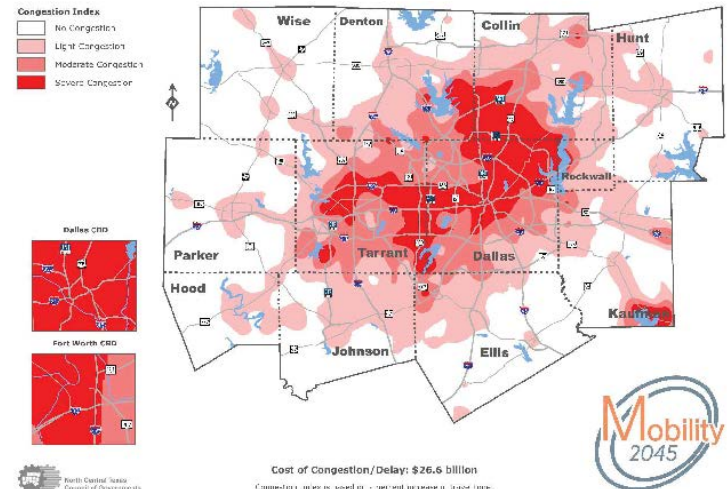
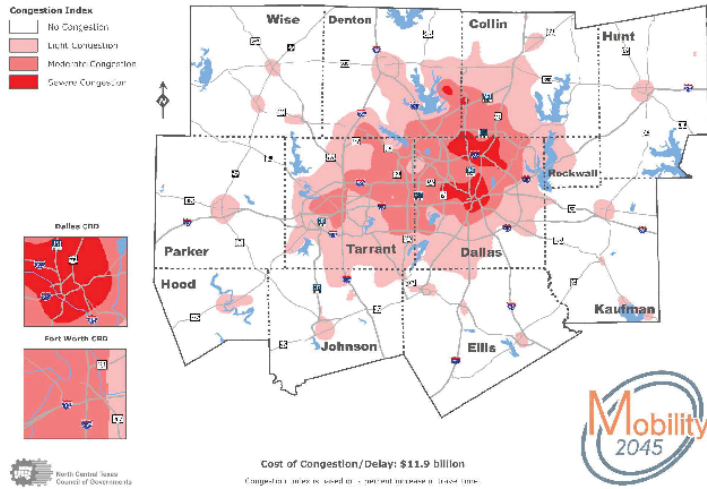
# Traffic Congestion

2018

2045

2018 Levels of Congestion/Delay

2045 Levels of Congestion/Delay

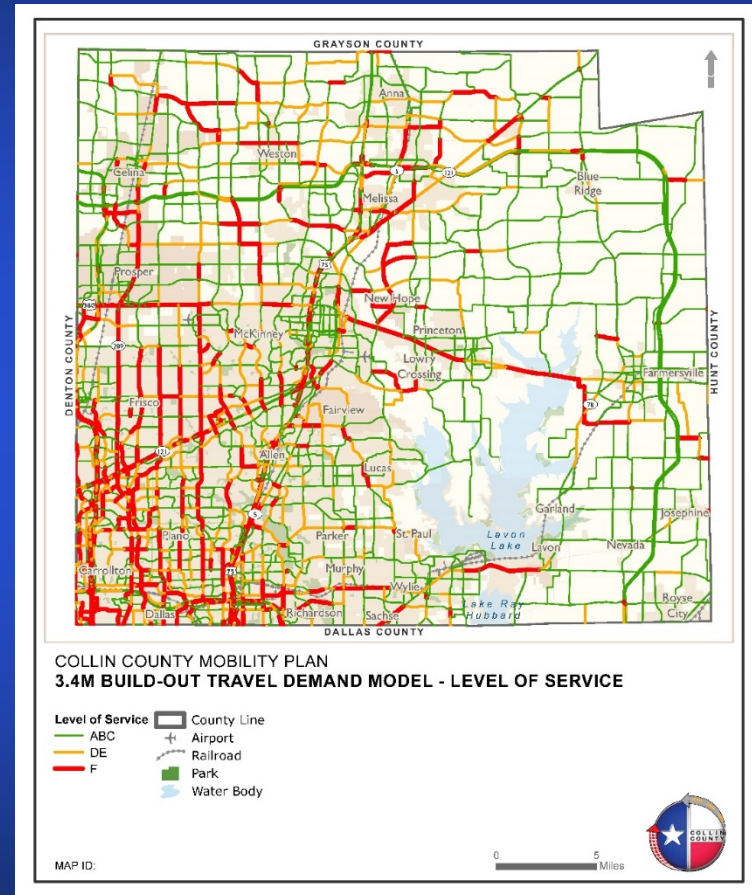






# Traffic Congestion

The *Collin County Mobility Plan 2014 Update, Addendum 1* indicates that when the county is built out there will be widespread gridlock, level of service “F” (red on map)





# Traffic Congestion







# Traffic Congestion

- We will continue our high growth for several more decades
- Traffic congestion will increase
- County is working to....

**prevent this**

**and**

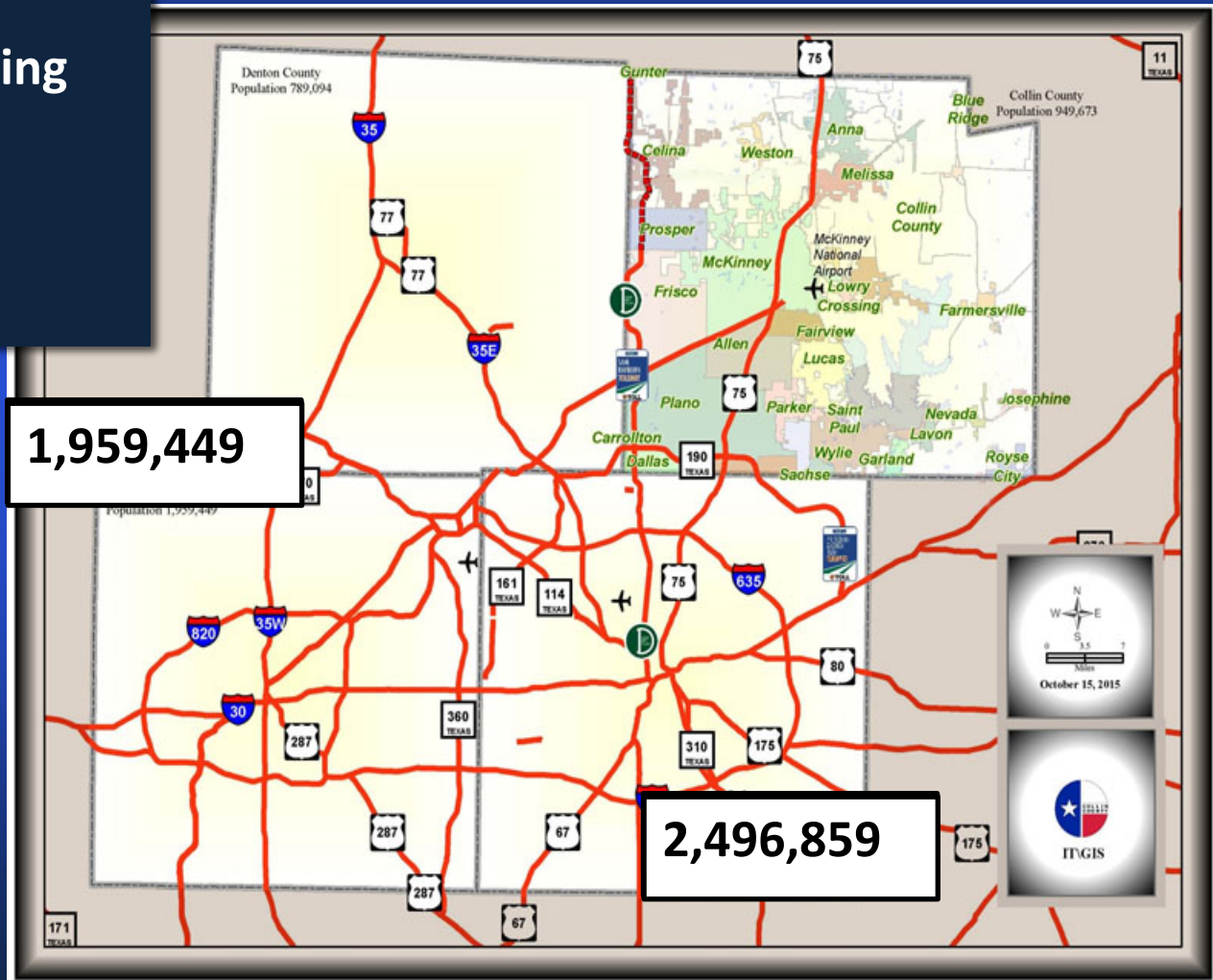
**allow this**





# Freeway Comparison

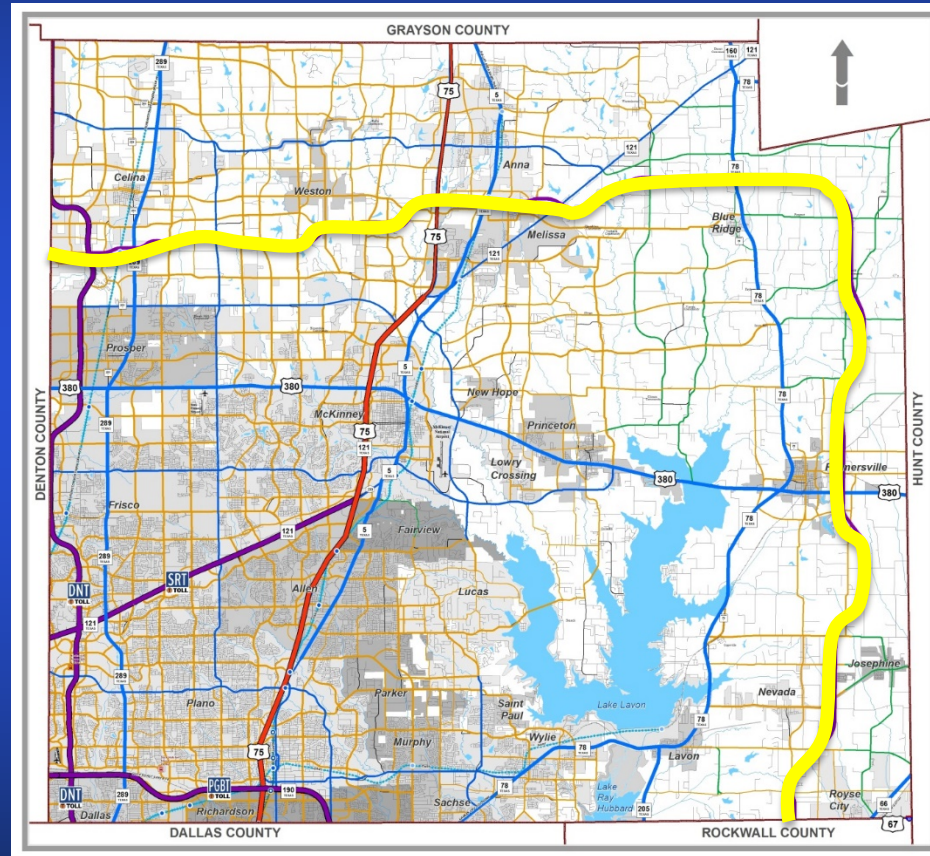
Neighboring counties' freeways





# New Freeways

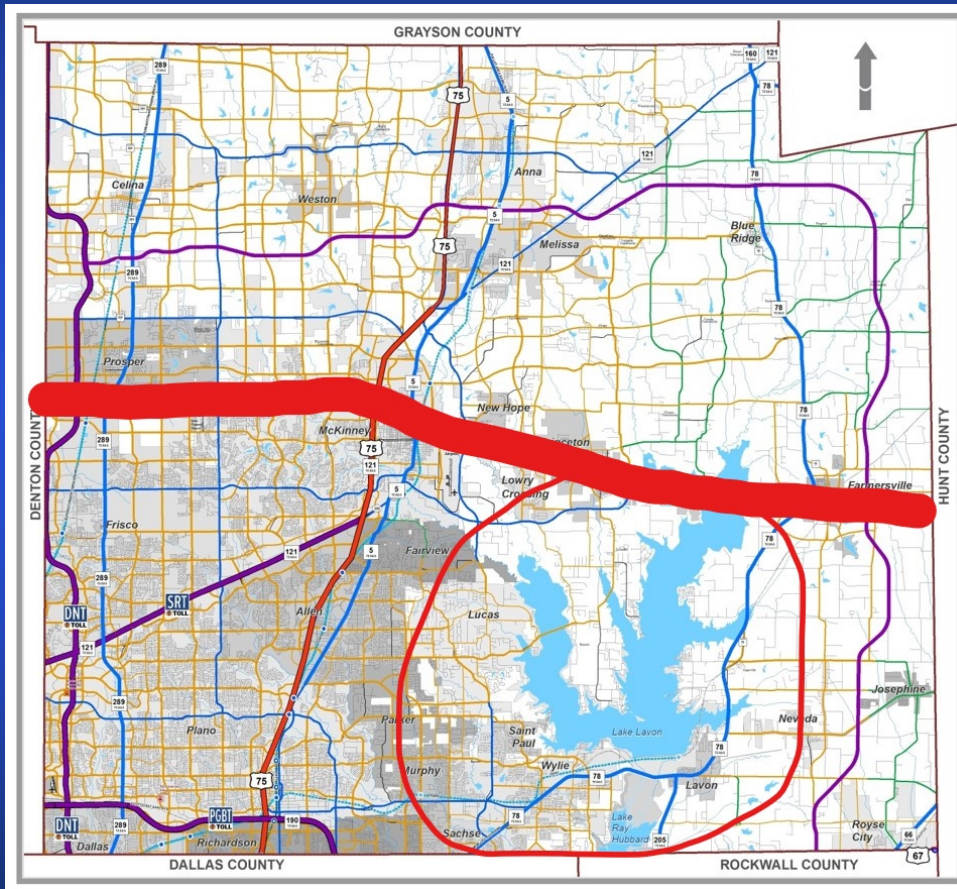
Back in 2000, the Collin County Commissioners Court had taken the first step towards more freeways by adding the Outer Loop







# New Freeways



IN 2016, WE IDENTIFIED  
THE NEW FREEWAYS  
NEEDED:

- US 75
- US 380
- OUTER LOOP
- N-S FREEWAY EAST OF US 75



# New Freeways

## DRAFT Roadway Action Plan for Collin County DRAFT

### Corridor 1 (Near Term):

- US 75
- Widening in Allen
- PGBT Interchange Ramp Improvement
- Widen Plano Parkway and DART rail bridges
- Technology Lane

### Corridor 2 (Near Term):

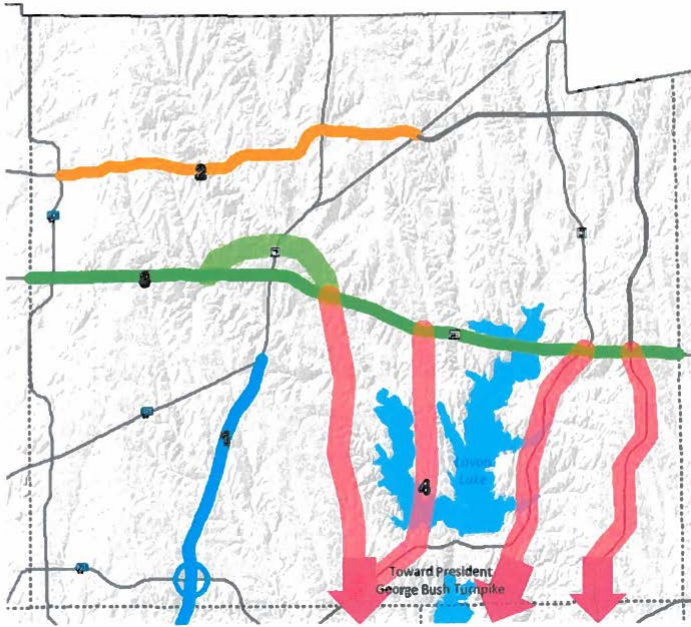
- Collin County Outer Loop
- Staged construction of frontage roads

### Corridor 3 (Near Term):

- US 380
- Countywide Study
- McKinney Bypass

### Corridor 4 (Longer Term):

- Collin County Strategic Transportation Initiative
- Study of non-tolled north/south roadway needs and opportunities



## IN 2016, WE IDENTIFIED FREEWAYS NEEDING TO BE DEVELOPED:

- US 75
- OUTER LOOP
- US 380
- N-S FREEWAY EAST OF US 75



# Priority Projects

## New Spur 399 Freeway







# Priority Projects

## New US 380 Freeway





# Priority County Projects

- Outer Loop service road
  - DNT to Custer, built
  - Custer to US 75, next 3 years
- Park Blvd – next 2 years
- McKillop/Myrick – 2023 bond program
- US 380/Sp 399 - \$240M to TxDOT



# Funding

- North Central Texas Region
- 2045 Estimate of Regional Need for Roadway Improvements - **\$337B**
- Projected Regional Revenue for Roadways- **\$68B**
- Shortfall in Region for Roadway Improvements- **\$269B**





# 2023 Bond Program

**Facilities**

**Transportation**

**Open Space Parks**



**ROADS  
PARKS  
COURTHOUSE  
and JAIL  
EXPANSION  
ANIMAL  
SHELTER  
MEDICAL  
EXAMINER**

**COLLIN COUNTY BOND ELECTION  
VOTE "FOR" ON NOV 7th**

NOTICE: IT IS A VIOLATION OF STATE LAW (CHAPTERS 392 and 393  
TRANSPORTATION CODE) TO PLACE THIS SIGN IN THE RIGHT-OF-WAY OF A HIGHWAY

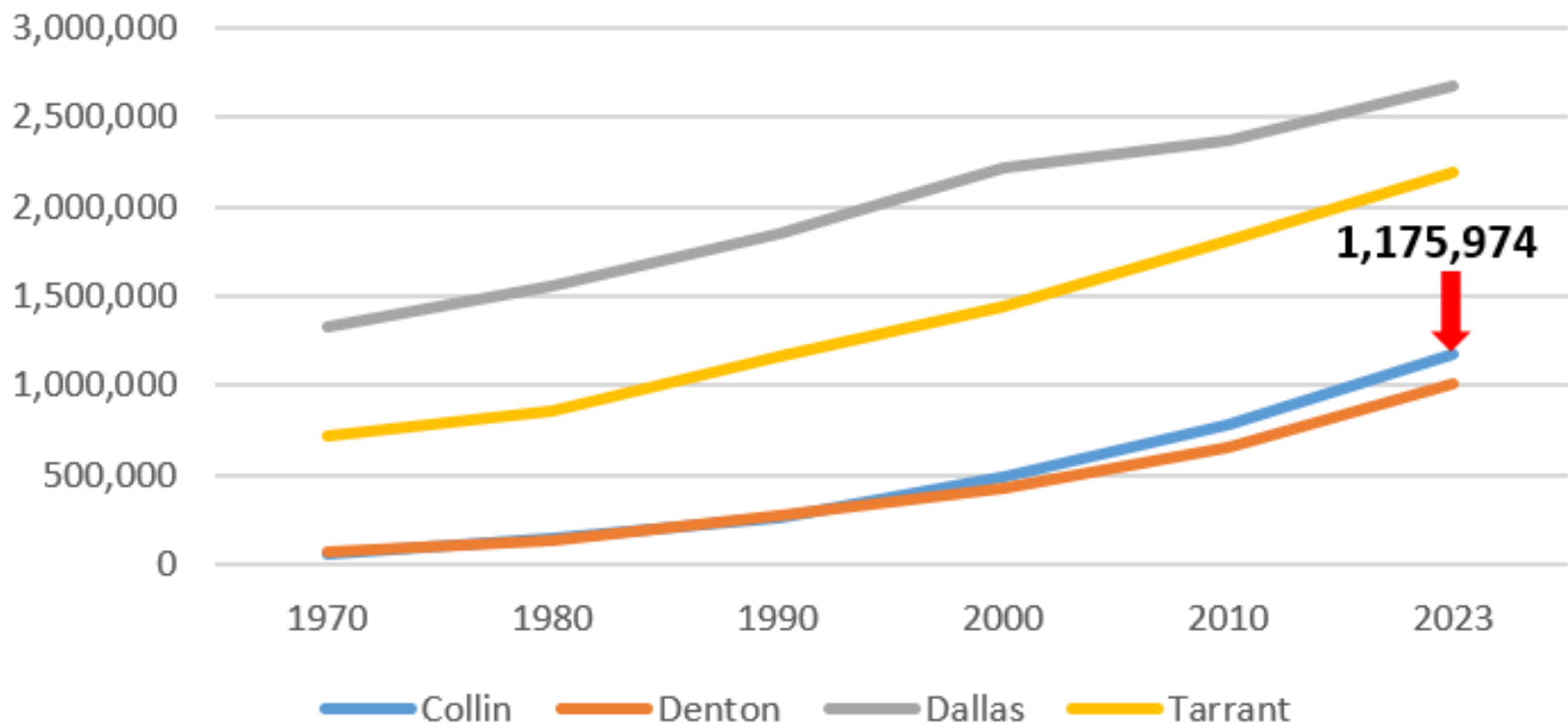
POLITICAL ADVERTISING PAID FOR BY COLLIN  
COUNTY ON THE MOVE PAC 2023

# WHY?

- County is the **third fastest growing in U.S.**
- Population **doubled** since 2000
- Projected to **double again** over next 30 years
- **112 new residents every day** - 40,000 in 2022

# HISTORIC GROWTH

## Population Metroplex Counties, 1970 to Present





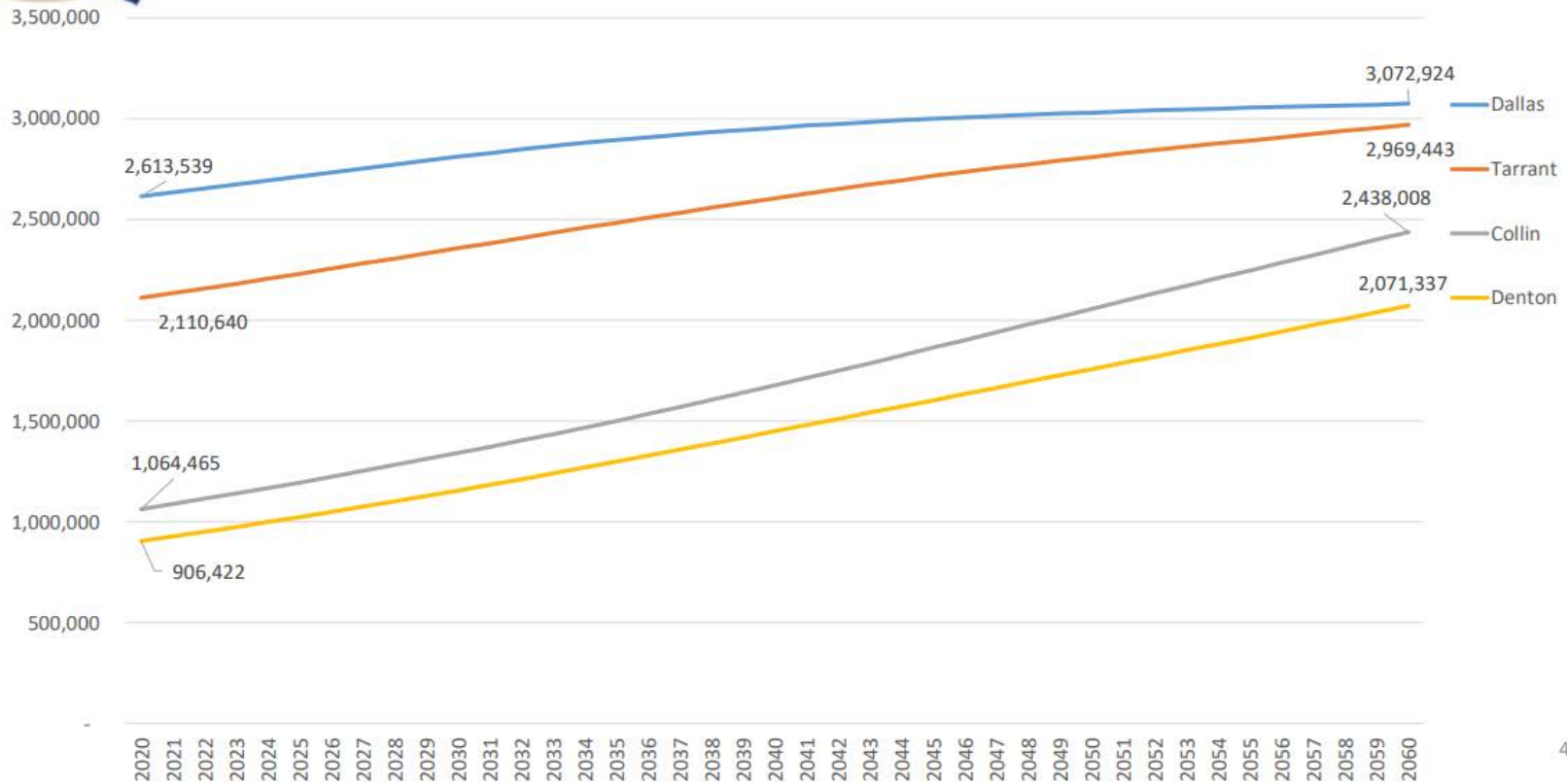




# FUTURE GROWTH



## Projected Population for Select Counties, Texas, 2020-2060



# PROPOSALS

**\$683.37 million bond package that includes  
five propositions**



**A**

PROPOSITION A  
\$261.86M

**JUSTICE**



**B**

PROPOSITION B  
\$5.70M

**ANIMAL  
SHELTER**



**C**

PROPOSITION C  
\$13.36M

**HEALTH**



**D**

PROPOSITION D  
\$22.45M

**PARKS**



**E**

PROPOSITION E  
\$380.00M

**ROADS**

# PROPOSITION A JUSTICE FACILITIES

- **Russell A. Steindam Courts Building and Parking now at capacity**
- Needs:
  - Courtroom expansion due to caseload growth
  - Additional District Attorney and District Clerk offices
  - Planned parking garage for additional staff, visitors and larger jury pools



# JUSTICE FACILITIES CONT.

- **Adult Detention Infirmary over capacity**
- Needs:
  - Renovation of infirmary
  - Expansion of medical and mental health bed capacity



# JUSTICE FACILITIES CONT.

- **Juvenile Facilities** nearing capacity
- Needs:
  - Addition of planned **Detention** cluster
  - Addition of space for **Juvenile Probation in the Plano facility**

**Proposition A**  
**Justice System Facility Additions**  
**\$261,864,179**



# PROPOSITION B ANIMAL SHELTER

- **Shelter** consistently over capacity
- Number of adoptions much lower than before COVID
- Original facility built in 2006; no expansion since



# ANIMAL SHELTER, CONT.

- Needs:
  - Shelter expansion including:
    - Additional 60 kennels for adoptable dogs
    - Additional 40 kennels for adoptable cats
    - Additional rooms for adoption and fostering



# ANIMAL SHELTER, CONT.

- Shared Cost
  - Facilities and operations financially shared by *18 cities and municipal utility districts*
  - Majority of costs reimbursed by other entities

**Proposition B**  
**Animal Shelter Improvements**  
**\$5,700,000**





# PROPOSITION C

## PUBLIC HEALTH

- **Medical Examiner's Facility** built in 1988 (700 Wilmeth Rd.)
- Over capacity
- Outdated for current needs
- No room in current location for expansion for today and future



# PUBLIC HEALTH, CONT.

- Need new building to increase autopsy, storage and administrative capacity
- Federal COVID funds not adequate for Medical Examiner's Facility improvements; need bonds to supplement

**Proposition C**  
**Medical Examiner's Facility**  
**\$13,360,685**



# PROPOSITION D

## PARKS AND OPEN SPACE

- More **Parks and Open Space** to meet the needs for a growing County population
- Original buildings at **Myers Park and Event Center** need structural upgrades



# PARKS AND OPEN SPACE, CONT.

- Needs:
  - Partnering with cities for development of parks and open space
  - Reconstruction and renovation of aging facilities at Myers Park and Event Center

**Proposition D**  
**Parks & Open Space**  
**\$22,450,000**





# PROPOSITION E

## ROADS

- Inadequate **Countywide Road Capacity** to sustain the local economy through the efficient movement of people and goods
- Deteriorating **Road Conditions** due to dramatic increase in development inside and outside of cities



# ROADWAYS, CONT.

- Needs:
  - Capacity and structural improvements to county roads
  - Development of new regional thoroughfares and freeways
  - Partnerships with other transportation agencies for improvements to regional corridors

**Proposition E – Roads**  
**\$380,000,000**



# 2023 Collin County Bond Program SUMMARY

■	Prop A	Justice Facilities	\$261,864,179
■	Prop B	Animal Shelter	\$ 5,700,000
■	Prop C	Medical Examiner	\$ 13,360,685
■	Prop D	Parks & Open Space	\$ 22,450,000
■	Prop E	Roads	<u>\$ 380,000,000</u>
		<b>Total</b>	<b>\$ 683,374,864</b>

# 2023 Collin County Bond Program Tax Impact

- **NO TAX RATE INCREASE; actually 5.5% lower than previous year**
- **2023 average home value 13.8% higher than 2022**
- **Max 10% per year increase in home assessed value with homestead exemption**
- **Collin County taxes frozen for everyone age 65 and over and cannot increase**

Tax Year	Rate
2020	\$0.174951
2021	\$0.172531
2022	\$0.168087
2023	\$0.152443
2024	\$0.149343



# Election Day

November 7, 2023

# Early Voting

October 23 to November 3

# Polling Locations and More Information

[www.collincountytx.gov](http://www.collincountytx.gov)



# Past, Present and Future

**QUESTIONS?**