



A G E N D A

Green River/Rock Springs/Sweetwater County Joint Powers Water Board

July 24, 2024
3:00 p.m.

Meeting Conducted Via Remote Access and Teleconference

Teleconference Phone No. **844-854-2222** Access Code: **791954**

1.	Call to Order	Chair
2.	Roll Call	Chair
3.	Approval of Agenda	Chair
4.	Approval of June 27, 2024 Public Hearing Minutes	Chair
5.	Approval of June 27, 2024 Regular Board Meeting Minutes	Chair
6.	Approval of May 2024 Financial Reports	Chair
7.	Presentation of June 2024 Water Sales and Usage Reports	Mr. Seppie
8.	Investment Policy and Financial Portfolio Review	Mr. Seppie
9.	Presentation and Consideration of Certificate of Deposit(s) Proposals and Purchase	Mr. Seppie
10.	Operation and/or Project Updates	Mr. Seppie
11.	Public Comments	Chair
12.	Good of the Order – Time set aside for Board Members to offer Comments or observations without formal motions.	Chair

13.	Executive Session – <i>if needed</i>	Chair
14.	Next Meeting	Chair
15.	Adjournment	Chair

Attachments:

- 1. June 27, 2024 Public Hearing Minutes
- 2. June 27, 2024 Regular Board Meeting Minutes
- 3. May 2024 Financial Reports
- 4. June 2024 Water Sales and Usage Reports
- 5. Investment Policy Resolutions (16-01 & 16-02)
- 6. Financial Portfolio
- 7. CD Interest Rate Bid Tabulation



Meeting Minutes

Meeting Date: June 27, 2024

Type of Meeting: FY2025 Budget Public Hearing

1. **Call to Order**

The Joint Powers Water Board meeting was held by remote computer access, teleconference and in the conference room at the Water Treatment Plant. Vice-chair Huckfeldt called the meeting to order at 3:02 p.m.

2. **Roll Call**

A quorum was present with Hilary Huckfeldt (SW Co), Jason Palmer (GR), and Robert Young (RS) present. Gene Legerski (RS) and Aaron Reichl (GR) were absent. Ms. Sage Hilstad, council for the Board, was in attendance. Staff attending was Bryan Seppie, General Manager, James Tardoni, Engineer, and Sara Richardson, Office Manager. Paul Kauchich, City of Rock Springs was also in attendance.

3. **Public Comments**

There were none.

4. **Adjournment**

Mr. Palmer made a motion to adjourn the meeting at 3:03 p.m. Mr. Young seconded the motion. The motion was voted on and passed.

Approved

Approved

Board Member

Board Member



Meeting Minutes

Meeting Date: June 27, 2024

Type of Meeting: Regular Board Meeting

1. **Call to Order**

The Joint Powers Water Board meeting was held by remote computer access, teleconference and in the conference room at the Water Treatment Plant. Vice-chair Huckfeldt called the meeting to order at 3:03 p.m.

2. **Roll Call**

A quorum was present with Hilary Huckfeldt (SW Co), Jason Palmer (GR), Robert Young (RS) present. Aaron Reichl (GR) and Gene Legerski (RS) were absent. Ms. Sage Hilstad, council for the Board, was in attendance. Staff attending was Bryan Seppie, General Manager, James Tardoni, Engineer, and Sara Richardson, Office Manager. Paul Kauchich, City of Rock Springs and Jon Ausdemore, Barr Engineering were also in attendance.

3. **Approval of Agenda**

Mr. Young made a motion to approve the agenda. Mr. Palmer seconded the motion. The motion was voted on and passed.

4. **Approval of May 9, 2024 Board Meeting Minutes**

Mr. Palmer made a motion to approve the May 9, 2024 Regular Board meeting minutes as presented. Mr. Young seconded the motion. The motion was voted on and passed.

5. **Approval of April 2024 Financial Reports**

Mr. Young made a motion to approve the financial reports. Mr. Palmer seconded the motion. The motion was voted on and passed.

6. **Presentation and Consideration of Change Order #1 to Dam Safety Review Agreement**

Mr. Seppie presented the change order associated with the Agreement for the Dam Safety Review with Barr Engineering. Barr had completed the dam inspection and was preparing the safety and monitoring plan under the understanding that the dam was a “high” hazard as classified by the State Engineers Office. It was discovered that the dam was permitted as a “significant” hazard, which is a lower hazard classification. Barr will review the hazard rating documents and present their findings. This will be an additional 10 hours with a cost of \$2,400.

The second component of the change order is associated with the dam’s instrumentation. The data from the existing instruments was revamped to integrate with the plant’s SCADA system in a more useful way. More time and effort was spent

on this task than the original contract provided. Barr worked with JPWB's automation contractor to address the issues however an additional 4 hours for future needs is included, the amount of this task's increase is \$3,885.

The total amount for the change order is \$6,285.00, Mr. Seppie recommended that the Board approve Change Order #1 and authorize him to sign.

Mr. Palmer made a motion to approve the change order. Mr. Young seconded the motion. The motion was voted on and passed.

7. **Presentation and Consideration of Resolution 24-04, FY2025 Budget**

Mr. Seppie presented Resolution 24-04 concerning the FY2025 Budget, saying that this was a culmination of meetings, workshops and discussions dating back to April. The Summary, which was posted in the newspaper, was discussed. He recommended the approval of Resolution 24-04. Chairman Legerski's signature was needed on the resolution. Ms. Hilstad noted that he could sign the resolution pending the Board's approval.

Mr. Young made a motion to approve Resolution 24-04 FY2025 Budget and authorize the Chairman to sign. Mr. Palmer seconded the motion. The motion was voted on and passed.

8. **Presentation of May 2024 Water Sales and Usage Reports**

Mr. Seppie said that May's usage was the last revenue month for the current fiscal year. Revenues, even with the rate increase, were about the same as last year. Usage was low across all the customers, approximately 80% of the average. Looking at current production, the June usage appears to be more typical, running about average.

9. **Presentation and Consideration of Certificate of Deposit Purchases for RS and GR Capital Investment Accounts**

Mr. Seppie said that as discussed at the previous Board meeting, the capital improvement CDs for the two Cities have matured. He has reached out to the Board's official depositories to get their current interest rates on various terms. He then contacted the representatives from each city and they both replied that they would like the one-year term that was quoted from Uinta Bank, while leaving approximately \$10-12K in their Money Market accounts.

Mr. Seppie then requested that the Board pursue the investment at the following terms for the cities; Rock Springs 1-year term with 5.05% interest for \$1,335,000.00 and Green River 1 year term with 5.05% interest for \$135,000.00.

Mr. Palmer made a motion to approve the proposed options. Mr. Young seconded the motion. The motion was voted on and passed.

10. **Operational and/or Project Updates**

Mr. Seppie started the updates with the East Side Capacity Level II Water Development Report. This will be a valuable report for the City of Rock Springs due to future growth that may occur south of the belt route and along Baxter Road. Secondly, a kickoff meeting for the updated Master Plan Project was conducted earlier in June. Mr. Seppie appreciated the involvement of the cities and their staff, WWDC,

the engineers and their sub-consultants. Since the meeting, the engineering team has been aggressively gathering data from the cities. Mr. Tardoni will be involved as this is a roadmap for the future capital needs and pertains to the rate structure. Lastly, Mr. Seppie said that he is a board member for the Colorado River Water Users Association as well as on the Budget and Public Affairs committees. Each year there is a tour and this year he is hosting. The tour will be of the Cheyenne trans-basin diversion. As host, Mr. Seppie would like to purchase drinks and sack lunches for the group using money from the JPWB's Community Affairs account.
Mr. Young thought that was a reasonable thing to do, Ms. Huckfeldt agreed.

11. **Public Comments**

None

12. **Good of the Order**

None

14. **Executive Session**

Mr. Seppie said there was a need for a brief executive session regarding a land agreement issue.

Mr. Palmer made a motion to move to executive session at 3:34 p.m. Mr. Young seconded the motion. It was voted on and passed.

Mr. Young made a motion to reconvene the regular Board meeting at 3:40 p.m.. Mr. Palmer seconded the motion. The motion was voted on and passed.

15. **Next Meeting**

The next Regular Board meeting will be held July 24, 2024 at 3:00 p.m.

16. **Adjournment**

There being no further business at 3:47 p.m. Mr. Palmer made a motion to adjourn. Mr. Young seconded the motion. The motion was voted on and passed.

Approved

Approved

Board Member

Board Member

Joint Powers Water Board
Revenues & Expenditures Budget vs. Actual
July 2023 through May 2024

	May 24	Jul '23 - May 24	Budget	% of Budget
Ordinary Income/Expense				
Income				
4100 · Water Sales				
4110 · Water Sales - Simplot	111,353.33	1,243,897.54	1,302,476.00	95.5%
4120 · Water Sales - Rock Spring	167,423.80	2,883,954.26	3,110,537.00	92.72%
4122 · Water Sales - White Mountain	8,763.32	136,952.59	144,345.00	94.88%
4124 · Water Sales - Ten Mile	2,078.59	35,509.97	37,504.00	94.68%
4126 · Water Sales - Clearview	3,466.33	49,999.97	54,378.00	91.95%
4130 · Water Sales - Green River	53,065.66	1,155,640.42	1,253,538.00	92.19%
4132 · Water Sales - Jamestown	2,120.82	44,773.74	50,764.00	88.2%
Total 4100 · Water Sales	348,271.85	5,550,728.49	5,953,542.00	93.23%
4200 · Int Inc				
4265 · Int Income Uinta Bank	32.60	125,532.73	195,500.00	64.21%
4275 · Int Income RSNB	6,662.75	126,660.53	158,400.00	79.96%
4289 · Int Income Commerce Bank C/D	3,721.60	39,058.56	18,000.00	216.99%
4294 · Investment Income - Multi-Bank	8,877.22	55,052.41	35,000.00	157.29%
Total 4200 · Int Inc	19,294.17	346,304.23	406,900.00	85.11%
4400 · Other Income				
4420 · Miscellaneous Income	0.00	1,100.00	0.00	100.0%
4435 · SRF #029	0.00	64,147.13	64,147.00	100.0%
4455 · Crossroads RS & WWDC Reimburse	11,229.90	140,035.06	444,476.00	31.51%
4485 · 2007 SLIB Loan R/S #066	0.00	74,876.37	74,876.00	100.0%
4495 · Simplot Surcharge Revenue	0.00	134,762.76	135,000.00	99.82%
Total 4400 · Other Income	11,229.90	414,921.32	718,499.00	57.75%
4500 · Non-Operating Income				
4530 · Transfer From WTP Cap Res	0.00	157,065.91	334,000.00	47.03%
4531 · Transfer from Depreciation Res	12,544.94	73,495.19	361,000.00	20.36%
4535 · Transfer from Debt Reserve	0.00	1,661,461.14	1,661,462.00	100.0%
4540 · Transfer From Amelioration Fund	0.00	0.00	584,969.00	0.0%
Total 4500 · Non-Operating Income	12,544.94	1,892,022.24	2,941,431.00	64.32%
Total Income	391,340.86	8,203,976.28	10,020,372.00	81.87%
Gross Profit	391,340.86	8,203,976.28	10,020,372.00	81.87%
Expense				
5100 · Payroll, Taxes & Benefits				
5110 · Salaries & Wages - Regular	90,954.80	1,125,484.59	1,264,311.00	89.02%
5115 · Salaries & Wages - Overtime	593.04	8,210.69	8,500.00	96.6%
5116 · Salaries & Wages - On Call	0.00	752.24	1,000.00	75.22%
5117 · Sal. & Wages - Shift Diff.	491.50	6,336.53	9,000.00	70.41%
5119 · Sal. & Wages - Hol. Worked	0.00	11,752.72	15,000.00	78.35%
5120 · Social Security/Medicare	7,014.03	88,437.59	96,031.00	92.09%
5125 · Workers Comp.	0.00	9,957.04	20,914.00	47.61%
5131 · Employee Clothing Allowance	0.00	4,550.00	4,550.00	100.0%
5135 · Wyoming Retirement	17,137.72	212,593.86	233,739.00	90.95%
5137 · 457 Board Contributions	280.00	3,300.00	3,900.00	84.62%
5140 · Employee Health Insurance	30,713.65	337,210.36	383,636.00	87.9%
5141 · HSA Contributions	8,645.75	96,240.94	111,500.00	86.32%
5199 · Final Payout	0.00	3,188.88	15,000.00	21.26%
Total 5100 · Payroll, Taxes & Benefits	155,830.49	1,908,015.44	2,167,081.00	88.05%
6001 · O & M Expenses				
6025 · Debt Reserve	138,500.00	1,523,500.00	1,662,000.00	91.67%
6100 · Travel/Training-Staff	1,156.09	5,727.19	7,000.00	81.82%
6101 · Travel/Training Operators	1,241.26	3,935.15	10,500.00	37.48%
6102 · Travel/Training-Board	0.00	4,339.46	5,000.00	86.79%
6104 · Board Related Expense	0.00	382.50	500.00	76.5%
6105 · Community Affairs	0.00	0.00	1,000.00	0.0%
6106 · Drought Cont/Augmentation	0.00	5,000.00	5,000.00	100.0%
6107 · Water Resource Planning	670.00	13,000.00	15,000.00	86.67%
6108 · Readiness to Service	0.00	0.00	40,000.00	0.0%

Joint Powers Water Board
Revenues & Expenditures Budget vs. Actual
July 2023 through May 2024

	May 24	Jul '23 - May 24	Budget	% of Budget
6110 · Dues/Subscriptions	2,579.00	4,021.00	5,000.00	80.42%
6112 · Professional Licensing Fees	0.00	0.00	250.00	0.0%
6113 · Meeting Lunches/Long Shift Meal	0.00	140.61	250.00	56.24%
6114 · Coffee/Water/Pop/Cups	0.00	266.51	500.00	53.3%
6115 · Postage/Shipping	0.00	881.84	4,500.00	19.6%
6116 · Cleaning/Janitorial Supplies	0.00	1,611.27	2,000.00	80.56%
6117 · Office Supplies	249.18	2,592.43	3,500.00	74.07%
6118 · Software	766.41	12,839.29	15,000.00	85.6%
6119 · Office Equipment	239.99	303.96	15,000.00	2.03%
6120 · Notices/Advertisements	63.00	1,423.00	2,500.00	56.92%
6125 · Telephone/Internet	893.07	10,241.90	12,000.00	85.35%
6130 · Janitorial/Garbage	987.99	11,080.05	12,500.00	88.64%
6135 · Bank Service Fees	20.00	250.00	500.00	50.0%
6136 · Investment Expenses	0.00	0.00	500.00	0.0%
6137 · Legal Fees	2,160.00	13,732.40	35,000.00	39.24%
6138 · Lease and Easements	0.00	0.00	500.00	0.0%
6140 · Other Professional Fees	1,295.00	47,025.00	50,000.00	94.05%
6141 · Design and Assessment Services	8,056.50	54,076.86	45,000.00	120.17%
6142 · SCADA Non Capitalized Equipment	0.00	3,084.80	25,000.00	12.34%
6143 · SCADA Integration and Support	5,540.00	16,874.28	55,000.00	30.68%
6145 · Insurance (D&O/Liab)	0.00	142,900.08	145,000.00	98.55%
6151 · Books and Reference Materials	0.00	0.00	750.00	0.0%
6152 · Supplies Mech/Elec/HVAC	4,468.32	28,168.09	25,000.00	112.67%
6153 · Supplies - Lab and Testing	867.52	5,571.61	8,500.00	65.55%
6154 · Supplies-Grounds/Reservoir	343.98	11,453.06	8,000.00	143.16%
6156 · Tools/Small Equipment	797.08	5,931.89	18,000.00	32.96%
6158 · Vehicle Costs/Fuel	651.14	9,764.36	25,000.00	39.06%
6159 · Rental Equipment	0.00	5,507.50	25,000.00	22.03%
6161 · Rehabilitation - Old Plant Site	0.00	1,107.45	5,000.00	22.15%
6162 · Site Maintenance	0.00	21,851.43	15,000.00	145.68%
6163 · Building Maintenance	445.58	6,450.25	40,000.00	16.13%
6164 · Process Maintenance	9,693.80	56,586.47	140,000.00	40.42%
6165 · Ponds & Tanks	0.00	26,532.40	50,000.00	53.07%
6168 · Outside Maintenance Contracts	6,039.80	137,278.76	147,500.00	93.07%
6170 · Electricity	117,530.29	823,164.02	870,000.00	94.62%
6172 · Gas (Heat)	12,107.82	122,341.22	115,000.00	106.38%
6173 · Garbage Collection	209.26	2,257.10	2,500.00	90.28%
6175 · Cathodic Protection Maintenance	0.00	0.00	15,000.00	0.0%
6177 · Water Testing	1,712.25	17,533.48	15,000.00	116.89%
6180 · Dedicated Fiber Lines	684.15	12,846.37	11,000.00	116.79%
6190 · Chemicals-Liquid Oxygen	23,328.18	310,211.41	295,000.00	105.16%
6192 · Chemicals-Other	0.00	2,371.55	1,500.00	158.1%
6193 · Chemicals - Ferric Sulfate	0.00	80,678.52	120,000.00	67.23%
6194 · Chemicals - Chlorine	0.00	41,600.00	60,000.00	69.33%
6195 · Chemicals - Polymer	14,691.60	63,426.00	75,000.00	84.57%
6197 · Employee Safety/Clothing	0.00	1,047.74	7,500.00	13.97%
6198 · Depreciation Reserve	39,583.33	435,416.63	475,000.00	91.67%
6198A · WTP Cap Imp Reserve (ML Assets)	18,750.00	206,250.00	225,000.00	91.67%
6198B · GAC & Caustic Reserve	4,166.67	45,833.37	50,000.00	91.67%
6198C · Trsfr Simplot Surcharge to RS C	0.00	134,762.76	135,000.00	99.82%
6198D · Water Resource Reserve	6,250.00	68,750.00	75,000.00	91.67%
Total 6001 · O & M Expenses	426,738.26	4,563,923.02	5,230,750.00	87.25%
8100 · Debt Service				
8161 · DWSRF #044	0.00	1,282,942.57	1,282,943.00	100.0%
8162 · DWSRF #066	0.00	25,658.85	25,659.00	100.0%
8163 · DWSRF #136	0.00	352,859.72	352,860.00	100.0%
8165 · DWSRF # 029 RS	0.00	64,147.13	64,147.00	100.0%
8167 · SRF #66 Rock Springs	0.00	74,876.37	74,876.00	100.0%

Joint Powers Water Board
Revenues & Expenditures Budget vs. Actual
July 2023 through May 2024

	May 24	Jul '23 - May 24	Budget	% of Budget
Total 8100 · Debt Service	0.00	1,800,484.64	1,800,485.00	100.0%
9100 · Capital Improvements				
9100a · Mid-lived - WTP Capital Fund				
09-23-4 · ML Site/Grounds Impr 23	0.00	8,292.88	0.00	100.0%
09-23-6 · ML Plant Controls/Auto 23	0.00	2,080.00	0.00	100.0%
09-24-1 · M.L. Process Equip Replacement	0.00	94,942.25	130,000.00	73.03%
09-24-2 · M.L. Pump/Storage/Dist Impr	0.00	0.00	56,500.00	0.0%
09-24-3 · M.L. Bldg/Heat/Mech Impro	0.00	17,303.89	114,000.00	15.18%
09-24-4 · M.L. Site/Grounds Impr	0.00	27,996.90	24,000.00	116.65%
09-24-8 · M.L. Vehicle and/or Equipment	0.00	6,449.99	9,500.00	67.9%
Total 9100a · Mid-lived - WTP Capital Fund	0.00	157,065.91	334,000.00	47.03%
9100b · Long-lived Assets - Dep Fund				
9-24-12 · L.L. Pump/Storage/Distr Impro	12,544.94	58,931.19	136,000.00	43.33%
9-24-13 · L.L. Bldg/Heat/Air/Mech Impro	0.00	0.00	150,000.00	0.0%
9-24-14 · L.L. Old Water Plant Site	0.00	0.00	75,000.00	0.0%
Total 9100b · Long-lived Assets - Dep Fund	12,544.94	58,931.19	361,000.00	16.32%
9105 · Raw Water Reservoir				
9-23-15 · RW Res Completion 23	0.00	14,564.00	0.00	100.0%
Total 9105 · Raw Water Reservoir	0.00	14,564.00	0.00	100.0%
Total 9100 · Capital Improvements	12,544.94	230,561.10	695,000.00	33.17%
9111 · Crossroads PS	9,537.00	146,130.38	444,476.00	32.88%
Total Expense	604,650.69	8,649,114.58	10,337,792.00	83.67%
Net Ordinary Income	-213,309.83	-445,138.30	-317,420.00	140.24%
Other Income/Expense				
Other Income				
9500 · Unrealized gain(loss) on Invest	1,846.54	45,272.72	0.00	100.0%
Total Other Income	1,846.54	45,272.72	0.00	100.0%
Net Other Income	1,846.54	45,272.72	0.00	100.0%
Revenues over (under) expenditures	-211,463.29	-399,865.58	-317,420.00	125.97%

Joint Powers Water Board

Cash Balances

As of May 31, 2024

May 31, 24

Checking/Savings

10-000 · General Funds

10-037 · RSNB Bank C/D 10006699	1,077,823.98
10-039 · 20-1105-8 R/S Nat'l Gen Funds	1,613,698.43
10-049 · Commerce Bank Money Market	1,464,348.81
10-053 · Uinta Bank CD 1825	1,044,066.70
10-062 · Uinta Bank CD 2636	1,122,896.93
10-063 · Uinta Bank CD - 2716	510,913.57
10-067 · Uinta Bank CD 2738	1,032,088.11
10-068 · Uinta Bank CD 2737	1,024,394.66
10-080 · Multi-Bank Investments-at marke	1,967,763.29
10-099 · **** Allocated to Other Funds	<u>-7,209,369.43</u>

Total 10-000 · General Funds 3,648,625.05

10-300 · Cap Imp WTP - Total

10-303 · **** Cap Imp WTP	<u>933,176.37</u>
---------------------------	-------------------

Total 10-300 · Cap Imp WTP - Total 933,176.37

10-400 · WWDC Capital Impr

10-064 · Uinta Bank CD WWDC - 2717	1,020,864.42
10-407 · Uinta - MM - WWDC 12300794	10,999.98
10-410 · **** WWDC Cap Imp	<u>77,909.75</u>

Total 10-400 · WWDC Capital Impr 1,109,774.15

10-425 · ** GAC/Caustic Reserve** 733,396.25

10-430 · ** Unemployment Reserve** 110,400.08

10-435 · ** Water Resource Reserve** 93,749.96

10-450 · Depreciation Reserve

10-455 · **** Depreciation Reserve	<u>2,652,756.57</u>
------------------------------------	---------------------

Total 10-450 · Depreciation Reserve 2,652,756.57

10-600 · Amelioration Fund - Total

10-605 · **** Amelioration Fund	<u>1,138,341.52</u>
---------------------------------	---------------------

Total 10-600 · Amelioration Fund - Total 1,138,341.52

10-700 · ** Debt Funds - Total** 1,469,638.93

10-900 · Misc

10-065 · Uinta Bank CD RS Cap 2718	1,199,515.94
10-066 · Uinta Bank CD GR Cap - 2719	136,661.95
10-911 · 12300836 Rock Springs Cap Imp	147,516.04
10-921 · 12300828 Green River Cap Imp	<u>10,435.90</u>

Total 10-900 · Misc 1,494,129.83

Total Checking/Savings 13,383,988.71

Joint Powers Water Board Transactions by Account

As of May 31, 2024

Type	Date	Num	Name	Memo	Paid Amount
10-039 - 20-1105-8 R/S Nat'l Gen Funds					
Paycheck	05/09/2024	DD2577	Maintenance		-2,502.04
Paycheck	05/09/2024	DD2578	Operator		-2,307.16
Paycheck	05/09/2024	DD2579	Operator		-1,753.82
Paycheck	05/09/2024	DD2580	Operator		-1,932.15
Paycheck	05/09/2024	DD2581	Manager		-2,840.78
Paycheck	05/09/2024	DD2582	Operator		-2,179.24
Paycheck	05/09/2024	DD2583	Manager		-1,610.98
Paycheck	05/09/2024	DD2584	Maintenance		-2,318.24
Paycheck	05/09/2024	DD2585	Operator		-2,333.07
Paycheck	05/09/2024	DD2586	Operator		-2,762.20
Paycheck	05/09/2024	DD2587	Manager		-4,154.37
Paycheck	05/09/2024	DD2588	Manager		-3,379.51
Paycheck	05/09/2024	DD2589	Operator		-1,970.40
Paycheck	05/09/2024	DD2590	Operator		-2,029.20
Liability Check	05/09/2024	eft	Credit Union	Withholdings	-410.00
Liability Check	05/09/2024	eft	HSABank	Contributions	-8,645.75
Liability Check	05/09/2024	eft	United States Treasury	83-0284899	-11,436.30
Liability Check	05/09/2024	13816	Great West Trust Company LLC	457 Contributions	-3,340.00
Liability Check	05/09/2024	13817	NCPERS	Life Insurance Premiums Withheld	-64.00
Liability Check	05/09/2024	13818	Sweetwater Circuit Court	Garnishment	-5.31
Bill Pmt -Check	05/09/2024	13819	Ace Hardware	Maintenance Supplies & Vehicle Maint	-201.44
Bill Pmt -Check	05/09/2024	13820	Air Products & Chemicals Inc.	Liquid Oxygen & Tank Rental	-14,360.80
Bill Pmt -Check	05/09/2024	13821	Castle Cleaning Company	April 2024 Janitorial	-650.00
Bill Pmt -Check	05/09/2024	13822	Century Link - Bus Svcs	Phone	-33.91
Bill Pmt -Check	05/09/2024	13823	CenturyLink	Phone	-79.37
Bill Pmt -Check	05/09/2024	13824	Dominion Energy	April 2024 Gas Heat	-12,107.82
Bill Pmt -Check	05/09/2024	13825	Green River Star	Ads/Notices	-63.00
Bill Pmt -Check	05/09/2024	13826	Hach Company	Lab supplies	-867.52
Bill Pmt -Check	05/09/2024	13827	James Tardoni	Stand-up Desk Office Equipment	-239.99
Bill Pmt -Check	05/09/2024	13828	Kimball Midwest	Maintenance Supplies	-2,423.00

10:44 AM
07/03/24
Cash Basis

Joint Powers Water Board Transactions by Account

As of May 31, 2024

Bill Pmt -Check	05/09/2024	13829	Linde Gas & Equipment Inc	Maintenance Supplies	-95.62
Bill Pmt -Check	05/09/2024	13830	RingCentral Inc.	Phones	-392.60
Bill Pmt -Check	05/09/2024	13831	Rocky Mountain Power	April 2024 Electricity	-56,044.70
Bill Pmt -Check	05/09/2024	13832	SGS North America, Inc	Water Testing (2)	-251.60
Bill Pmt -Check	05/09/2024	13833	Sweetwater Technology Services Inc	Software & Outside Maintenance Contract	-6,245.14
Bill Pmt -Check	05/09/2024	13834	Vega Americas, Inc.	Process Maintenance	-2,515.04
Bill Pmt -Check	05/09/2024	13835	Wyoming Waste Services	Garbage Pickup	-209.26
Bill Pmt -Check	05/10/2024	13836	US Bank	April 2024 Credit Card	-5,638.50
Payment	05/10/2024	80391	City of Rock Springs	Deposit	167,423.80
Deposit	05/10/2024		City of Rock Springs	Deposit CRPS	1,692.90
Payment	05/13/2024	369861	City of Green River/Cust	Deposit	53,065.66
Payment	05/13/2024	1355	Clearview Improvement & Service District	Deposit	3,466.33
Payment	05/13/2024	50357	Simplot Phosphates LLC	Deposit	111,353.33
Payment	05/13/2024	3785	Ten Mile Sewer & Water District	Deposit	2,078.59
Bill Pmt -Check	05/14/2024	13837	Automation Instrumentation Controls	SCADA Support	-5,540.00
Bill Pmt -Check	05/14/2024	13838	Napa Auto Parts Unlimited	Maint Supplies & Vehicle Maintenance	-70.07
Deposit	05/15/2024		HSABank	Contribution returned	250.00
Bill Pmt -Check	05/17/2024	13839	ABB Inc.	Process Maintenance	-6,616.00
Bill Pmt -Check	05/17/2024	13840	Ace Hardware	Grounds, Proc, Vehicle & Maint Supplies	-164.40
Bill Pmt -Check	05/17/2024	13841	Air Products & Chemicals Inc.	Liquid Oxygen	-8,967.38
Bill Pmt -Check	05/17/2024	13842	Airgas USA, LLC	Maintenance Supplies	-272.05
Bill Pmt -Check	05/17/2024	13843	American Buffalo LLC	Grounds	-300.00
Bill Pmt -Check	05/17/2024	13844	AWWA	Dues/Membership	-1,979.00
Bill Pmt -Check	05/17/2024	13845	Blue Cross Blue Shield of Wyoming	June 2024 Health Insurance Premiums	-30,664.12
Bill Pmt -Check	05/17/2024	13846	Century Link - Bus Svcs	Fiber Optics/Internet	-477.32
Bill Pmt -Check	05/17/2024	13847	Codale Electric Supply, Inc.	Tools/Sm Equip, Process Maintenance	-554.21
Bill Pmt -Check	05/17/2024	13848	Dearborn Life Insurance Co	June 2024 Life Insurance Premiums	-49.53
Bill Pmt -Check	05/17/2024	13849	Kimball Midwest	Maintenance Supplies	-1,279.93
Bill Pmt -Check	05/17/2024	13850	Sage Hilstad Law, PC	April 2024 Legal Services	-2,160.00
Bill Pmt -Check	05/17/2024	13851	SGS North America, Inc	Water Testing (2)	-256.78
Bill Pmt -Check	05/17/2024	13852	Sunrise Engineering	Water Resources & CRPS	-10,207.00
Bill Pmt -Check	05/17/2024	13853	Verizon Wireless	Cell Phones	-387.19
Bill Pmt -Check	05/17/2024	13854	Wyoming Water Association	2024 Dues/Memberships	-600.00

Joint Powers Water Board Transactions by Account

As of May 31, 2024

Payment	05/20/2024	15545	Jamestown-Rio Vista Water	Deposit	2,120.82
Deposit	05/22/2024		WWDC-CRPS	Deposit	6,389.79
Paycheck	05/23/2024	DD2591	Maintenance		-2,583.39
Paycheck	05/23/2024	DD2592	Operator		-2,336.41
Paycheck	05/23/2024	DD2593	Operator		-1,780.98
Paycheck	05/23/2024	DD2594	Operator		-1,932.15
Paycheck	05/23/2024	DD2595	Manager		-2,856.78
Paycheck	05/23/2024	DD2596	Operator		-2,172.39
Paycheck	05/23/2024	DD2597	Manager		-1,610.97
Paycheck	05/23/2024	DD2598	Maintenance		-2,318.23
Paycheck	05/23/2024	DD2599	Operator		-2,303.53
Paycheck	05/23/2024	DD2600	Operator		-2,762.22
Paycheck	05/23/2024	DD2601	Manager		-4,170.37
Paycheck	05/23/2024	DD2602	Manager		-3,379.52
Paycheck	05/23/2024	DD2603	Operator		-1,971.94
Paycheck	05/23/2024	DD2604	Operator		-2,021.12
Liability Check	05/23/2024	eft	United States Treasury	83-0284899	-11,473.76
Liability Check	05/23/2024	eft	Credit Union	Withholdings	-410.00
Liability Check	05/23/2024	13855	Great West Trust Company LLC	457 Contributions	-3,340.00
Deposit	05/28/2024		City of Rock Springs	CRPS Deposit	3,147.21
Liability Check	05/28/2024	13856	Aflac	Withholdings	-580.84
Liability Check	05/28/2024	13857	Wyoming Retirement System	Contributions	-17,137.75
Payment	05/30/2024	14274	White Mountain Water & Sewer District	Deposit	8,763.32
Bill Pmt -Check	05/31/2024	13858	Ace Hardware	Tools/Sm Equipment	-234.98
Bill Pmt -Check	05/31/2024	13859	Barr Engineering Co.	Design & Assessment Dam	-8,056.50
Bill Pmt -Check	05/31/2024	13860	Bomgaars	Process Maintenance	-13.49
Bill Pmt -Check	05/31/2024	13861	Century Link - Bus Svcs	Fiber Optics/Internet Final Old	-206.83
Bill Pmt -Check	05/31/2024	13862	Codale Electric Supply, Inc.	Pump/Dist, Maint Supplies, Proc Maint	-12,592.13
Bill Pmt -Check	05/31/2024	13863	Kubwater Resources	Polymer	-14,691.60
Bill Pmt -Check	05/31/2024	13864	Linde Gas & Equipment Inc	Maintenance Supplies	-92.71
Bill Pmt -Check	05/31/2024	13865	Mountainland	Tools/Sm Equip, Process Maintenance	-318.98
Bill Pmt -Check	05/31/2024	13866	Rocky Mountain Power	May 2024 Electricity	-61,485.59
Bill Pmt -Check	05/31/2024	13867	SGS North America, Inc	Water Testing (2)	-311.75

10:44 AM
 07/03/24
 Cash Basis

Joint Powers Water Board Transactions by Account

As of May 31, 2024

Bill Pmt -Check	05/31/2024 13868	Summit Accounting Services PC	April 2024 Accountant Service	-1,295.00
General Journal	05/31/2024 2015.169		Interest from Multi-Bank	7,453.82
General Journal	05/31/2024 2015.170		Contributions not withheld from check refunded	-250.00
Check	05/31/2024		Service Charge	-20.00
Deposit	05/31/2024		Interest	6,662.75
				-23,782.40
 10-049 · Commerce Bank Money Market				
Deposit	05/31/2024		Interest	3,721.60
				3,721.60
 10-080 · Multi-Bank Investments-at marke				
General Journal	05/31/2024 2015.169			-7,453.82
General Journal	05/31/2024 2015.169			8,877.22
General Journal	05/31/2024 2015.169			1,846.54
				3,269.94
General Journal	05/31/2024 2015.171		Record fund transfers per budget	-207,250.00
General Journal	05/31/2024 2015.172		To transfer fixed assets	12,544.94
				-194,705.06
				-211,495.92
				-211,495.92

Joint Powers Water Board US Bank Card Charges

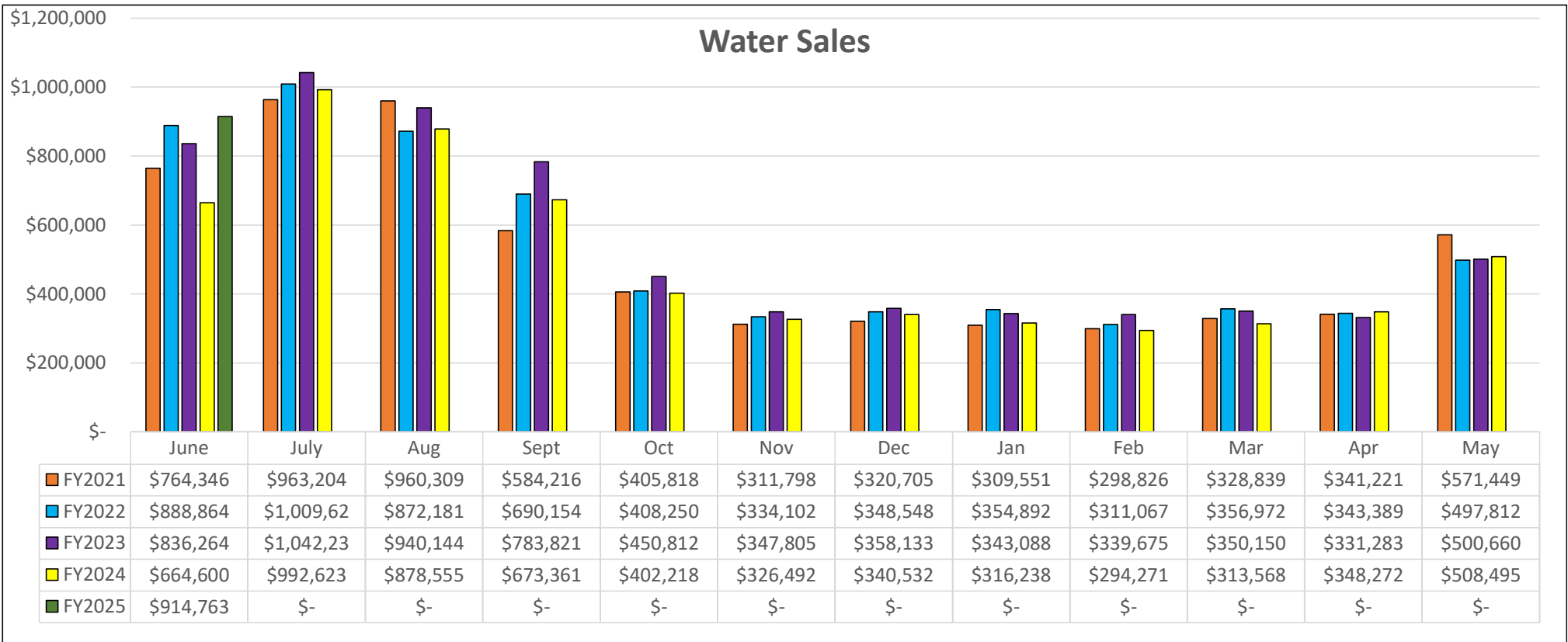
May 2024
May 24

Ordinary Income/Expense


Expense

6001 · O & M Expenses	
6100 · Travel/Training-Staff	1,156.09
6101 · Travel/Training Operators	1,241.26
6117 · Office Supplies	249.18
6118 · Software	561.07
6130 · Janitorial/Garbage	337.99
6158 · Vehicle Costs/Fuel	610.39
6163 · Building Maintenance	445.58
6164 · Process Maintenance	144.82
6177 · Water Testing	892.12
Total 6001 · O & M Expenses	<u>5,638.50</u>
Total Expense	5,638.50

Monthly Water Sales



		2018-2019											
MG	Jul-18	Aug-18	Sep-18	Oct-18	Nov-18	Dec-18	Jan-19	Feb-19	Mar-19	Apr-19	May-19	Jun-19	Total
Rock Springs	282.152	261.118	216.180	99.276	82.071	83.392	87.793	80.136	95.361	100.678	120.749	219.943	1,728.849
Green River	166.497	150.940	120.126	31.76	27.945	28.722	33.459	28.696	31.698	30.289	61.085	129.219	840.436
Districts	24.787	22.240	18.434	8.383	7.644	8.116	8.418	8.103	9.141	8.279	10.85	18.807	153.202
Simplot	70.867	68.632	67.506	62.775	58.853	54.857	52.100	46.947	59.948	58.107	50.347	58.027	708.966
Total	544.303	502.930	422.246	202.194	176.513	175.087	181.770	163.882	196.148	197.353	243.031	425.996	3,431.453
		2019-2020											
MG	Jul-19	Aug-19	Sep-19	Oct-19	Nov-19	Dec-19	Jan-20	Feb-20	Mar-20	Apr-20	May-20	Jun-20	Total
Rock Springs	301.893	290.598	195.583	96.264	85.043	89.037	91.676	86.425	87.348	96.773	221.449	255.337	1,897.426
Green River	158.791	153.008	109.649	39.694	33.236	31.337	36.014	34.746	32.855	39.639	124.03	123.911	916.910
Districts	24.241	23.216	17.921	10.116	9.436	8.752	9.571	9.476	10.588	11.714	22.133	21.294	178.458
Simplot	62.389	63.199	64.319	53.691	56.209	57.197	56.136	48.239	59.345	57.074	56.657	53.388	687.843
Total	547.314	530.021	387.472	199.765	183.924	186.323	193.397	178.886	190.136	205.2	424.269	453.93	3,680.637
		2020-2021											
MG	Jul-20	Aug-20	Sep-20	Oct-20	Nov-20	Dec-20	Jan-21	Feb-21	Mar-21	Apr-21	May-21	Jun-21	Total
Rock Springs	314.545	315.705	192.766	119.760	85.174	86.087	83.492	78.236	93.449	93.172	172.316	294.149	1928.851
Green River	160.928	161.624	77.592	43.682	27.249	29.296	30.812	26.518	28.601	34.94	96.833	147.965	866.04
Districts	28.596	29.853	18.461	11.663	8.099	8.023	8.301	7.699	7.998	8.782	14.838	23.608	175.921
Simplot	60.03	55.497	50.749	59.219	58.513	60.871	55.615	59.185	58.710	59.775	50.57	54.302	683.036
Total	564.099	562.679	339.568	234.324	179.035	184.277	178.220	171.638	188.758	196.669	334.557	520.024	3653.848
		2021-2022											
MG	Jul-21	Aug-21	Sep-21	Oct-21	Nov-21	Dec-21	Jan-22	Feb-22	Mar-22	Apr-22	May-22	Jun-22	Total
Rock Springs	307.484	251.950	202.253	105.622	86.314	86.984	89.962	80.090	90.068	92.687	152.594	260.608	1806.616
Green River	159.391	140.047	99.417	37.470	26.508	27.991	28.630	25.687	27.666	27.522	66.486	120.974	787.789
Districts	25.108	21.203	16.694	10.089	7.571	8.321	8.721	8.054	9.250	8.599	13.384	19.914	156.908
Simplot	64.031	67.441	60.461	68.116	60.151	65.085	64.514	54.401	65.859	56.817	40.114	57.565	724.555
Total	556.014	480.641	378.825	221.297	180.544	188.381	191.827	168.232	192.843	185.625	272.578	459.061	3475.868
		2022-2023											
MG	Jul-22	Aug-22	Sep-22	Oct-22	Nov-22	Dec-22	Jan-23	Feb-23	Mar-23	Apr-23	May-23	Jun-23	Total
Rock Springs	304.222	276.446	228.159	118.485	81.145	91.302	84.065	87.516	94.315	84.277	136.408	181.565	1767.905
Green River	154.028	133.057	101.885	39.774	27.033	24.454	23.568	26.869	28.060	27.748	67.982	98.418	752.876
Districts	25.76	25.960	18.855	11.584	8.383	8.703	9.504	8.737	9.399	9.053	12.132	14.781	162.851
Simplot	65.196	59.227	62.443	64.414	63.654	60.690	60.299	53.005	49.830	50.871	46.603	55.52	691.752
Total	549.206	494.690	411.342	234.257	180.215	185.149	177.436	176.127	181.604	171.949	263.125	350.284	3375.384
		2023-2024											
MG	Jul-23	Aug-23	Sep-23	Oct-23	Nov-23	Dec-23	Jan-24	Feb-24	Mar-24	Apr-24	May-24	Jun-24	Total
Rock Springs	282.704	243.954	184.103	95.645	73.371	77.062	72.543	68.161	69.753	82.836	135.51	251.487	1637.129
Green River	146.312	127.066	88.222	38.749	25.267	25.646	24.033	23.646	25.415	29.831	66.978	133.385	754.55
Districts	22.388	20.517	16.172	11.160	8.359	9.682	7.998	7.694	8.617	8.271	12.471	21.793	155.122
Simplot	57.846	58.998	55.668	58.325	57.688	59.306	54.892	49.036	54.537	55.095	44.971	62.533	668.895
Total	509.250	450.535	344.165	203.879	164.685	171.696	159.466	148.537	158.322	176.033	259.930	469.198	3215.696
		Four Year Average											
Rock Springs	307.036	283.675	204.690	110.033	84.419	88.353	87.299	83.067	91.295	91.727	170.692	247.915	1850.200
Green River	158.285	146.934	97.136	40.155	28.507	28.270	29.756	28.455	29.296	32.462	88.833	122.817	830.904
Districts	25.926	25.058	17.983	10.863	8.372	8.450	9.024	8.492	9.309	9.537	15.622	19.899	168.535
Simplot	62.912	61.341	59.493	61.360	59.632	60.961	59.141	53.708	58.436	56.134	48.486	55.194	696.797
Total	554.158	517.008	379.302	222.411	180.930	186.033	185.220	173.721	188.335	189.861	323.632	445.825	3546.434
		Percent of Four Year Average											
Rock Springs	92.08%	86.00%	89.94%	86.92%	86.91%	87.22%	83.10%	82.06%	76.40%	90.31%	79.39%	101.44%	88.48%
Green River	92.44%	86.48%	90.82%	96.50%	88.64%	90.72%	80.77%	83.10%	86.75%	91.89%	75.40%	108.60%	90.81%
Districts	86.35%	81.88%	89.93%	102.73%	99.84%	114.58%	88.63%	90.61%	92.57%	86.73%	79.83%	109.52%	92.04%
Simplot	91.95%	96.18%	93.57%	95.05%	96.74%	97.29%	92.82%	91.30%	93.33%	98.15%	92.75%	113.30%	96.00%
Total	91.90%	87.14%	90.74%	91.67%	91.02%	92.29%	86.10%	85.50%	84.06%	92.72%	80.32%	105.24%	90.67%



Board Resolution

Effective Date: September 17, 2015

Subject: Statement of Investment Policy

Resolution No: 16-01

WHEREAS, the City of Green River, Wyoming – City of Rock Springs, Wyoming – Sweetwater County, State of Wyoming Joint Powers Water Board desires to maintain a clear, concise, and direct Investment Policy; and

WHEREAS, the Board is dedicated to management and investment of its funds at all times in accordance with the laws, rules, and regulations of the state of Wyoming; and

WHEREAS, the Board therefore updates its Investment Policy from time to time.

NOW, THEREFORE, BE IT RESOLVED as follows:

It is the policy of the Joint Powers Water Board to invest public funds in a manner which will provide a reasonable rate of return while assuring principal security, meeting cash flow requirements of the Board, and conforming to all state laws and regulations governing the investment of public funds.

Investments shall be made with judgement and care, with prudence and discretion, with management for investment and not for speculation. Consideration for probable safety of capital as well as probable income shall prevail.

The standard of prudence shall be the “prudent person” standard and shall be applied to the management of the overall investment portfolio. Board members and authorized Board employees following these guidelines shall be relieved of personal responsibility for an individual security’s investment risk or market value changes.

The primary objectives of the Board’s investment decisions shall be:

1: Safety. Safety of principle is the main objective of the investment program. Investments shall be made in a manner that aims to ensure the preservation of capital. To attain this objective diversification is recommended so that losses on individual investments do not exceed the income generated by the portfolio.

2: Liquidity. Cash reserves in amounts sufficient to meet all operating expenditures that may be reasonably anticipated, plus an additional amount sufficient to defray the immediate costs that may result from an unanticipated emergency or catastrophic

event, shall be maintained. Funds invested by the Board shall not include or impinge on these cash reserves.

3: Yield. The portfolio shall be managed with the objective of a reasonable rate of return, considering market conditions, throughout the life of the investment program, taking into account the legal and risk restraints and the cash flow requirements of the Board.


Authority to manage the Board's investment program is vested solely in the Board. By separate resolution the Board may delegate limited or general investment program management authority to the General Manager.

Collateral will be required from the depository bank to secure all certificates of deposit and other authorized investments of the Board that are not protected by FDIC Deposit Insurance or federal government guarantees. In order to provide a level of security, the certificates of deposit and investments not protected by FDIC Insurance or other government guarantees shall be collateralized at 102% of the value held by the depository bank.

All securities purchased shall be held in safekeeping by a third party custodian bank that is authorized to hold public entity securities and investments by the State of Wyoming.

The Board's investment strategy shall be active in nature. It is the intent of the Board that securities purchased will generally be held until maturity. The Investment Policy shall be reviewed annually by the Board. Portfolio performance shall be reviewed no less than once per year. The Board reserves the right to review and to revise this Investment Policy at any time, and upon adoption of this investment Policy, all previously adopted Investment Policies are revoked.

Dated this 30 day of September, 2015.




Don Hartley, Chairman
Joint Powers Water Board

Attest:



Jane Fillmore, Board Secretary and Treasurer



Board Resolution

Effective Date: September 17, 2015

Subject: Delegation of Investment Authority to the General Manager

Resolution No: 16-02

WHEREAS, the City of Green River Wyoming – City of Rock Springs Wyoming – Sweetwater County Wyoming – Joint Powers Water Board (Board) is a public entity, and subject to Wyoming statutes and laws; and

WHEREAS, the Board adopted an Investment Policy at a regular monthly meeting held on September 17, 2015; and

WHEREAS, in the newly adopted Investment Policy the Board reserved unto itself management authority over Board investments and also reserved the option of delegating limited or general investment program management authority to Joint Powers Water Board's General Manager; and


WHEREAS, the Board now wants to delegate limited Board investment program management authority to the General Manager.

NOW, THEREFORE, BE IT HEREBY RESOLVED that the Joint Powers Water Board General Manager is hereby granted the following management authority over and in connection with the Board's investment program and the Board's investments:


- 1) To the extent permitted by Wyoming Statute § 9-4-831 and Joint Power Water Board's current Investment Policy the General Manager is authorized to invest in the following types of securities:
 - a. United States treasury bills, and like investments
 - b. Bonds, notes, or any other security issued or guaranteed by the federal government
 - c. Mortgage backed securities guaranteed or backed by the United States
 - d. A commingled fund of securities as allowed by State law if the securities are held by a bank
 - e. Certificates of deposit in institutions authorized by the Board
 - f. Any other investments authorized by the State of Wyoming
- 2) All withdrawals from Board investment accounts shall be made by the General Manager.
- 3) Securities may be sold at either a gain or loss prior to maturity if the General Manager deems the sale in the best interest of the investment portfolio.

The authority hereby granted to the General Manager shall continue until revoked or modified by the Board.

DATED this 30 day of September 2015


Donald Hartley, Board Chairman

ATTEST:


Jane Fillmore, Board Secretary and Treasurer

Financial Portfolio

As of July 18, 2024

Account No. / Financial Institution	Account Type	Interest Rate/Term (APY/months)	Maturity Date	Balances as of May 31, 2024	Recommendation July 2024	Notes:
10-039 · RSNB General Funds	Checking			1,613,698.43	1,613,698.43	Balance varies \$1.5 - 3.5M
10-037 · RSNB CD XXXX99	CD # XXXX99	5.10% for 12 mo.	7/20/2024	1,077,823.98		Matured-moved to ??????
RSNB TOTAL:				2,691,522.41	1,613,698.43	
Percent of JPWB TOTAL:				20%	13%	
10-0?? · Commerce Bank CD ????	CD #????	4.15% for 48 mo.	2028		??????	Recommendation if 48 mo
10-049 · Commerce Bank Money Market	Money Market	3.0%	N/A	1,464,348.81	1,464,348.81	
Commerce Bank TOTAL:				1,464,348.81	1,464,348.81	
Percent of JPWB TOTAL:				11%	12%	
10-0?? · Uinta Bank CD ????	CD #????	4.60% for 24 mo.	2026		??????	Recommendation if 24 mo
10-068 · Uinta Bank CD XX37	CD #XX37	4.90% for 24 mo.	7/20/2025	1,024,394.66	1,024,394.66	
10-067 · Uinta Bank CD XX38	CD #XX38	4.50% for 48 mo.	7/20/2027	1,032,088.11	1,032,088.11	
10-063 · Uinta Bank CD XX16	CD #XX16	4.40% for 48 mo.	6/7/2027	510,913.57	510,913.57	
10-062 · Uinta Bank CD XX36	CD #XX36	4.50% for 48 mo.	12/20/2026	1,122,896.93	1,122,896.93	
10-053 · Uinta Bank CD XX25	CD #XX25	4.50% for 36 mo.	12/16/2025	1,044,066.70	1,044,066.70	
10-064 · WWDC Cap Imp CD XX17	CD #XX17	4.20% for 60 mo.	6/7/2028	1,020,864.42	1,020,864.42	
10-407 · Uinta - MM - WWDC XXXXXX94	Money Market	3.5%	N/A	10,999.98	10,999.98	
10-065 · Rock Springs Cap Imp CD XX18	CD #XX18	5.0% for 12 mo.	6/7/2024	1,199,515.94	1,199,515.94	*Reinvested June 24
10-911 · Rock Springs Cap Imp	Money Market	3.5%	N/A	147,516.04	147,516.04	
10-066 · Green River Cap Imp CD XX19	CD #XX19	5.0% for 12 mo.	6/7/2024	136,661.95	136,661.95	*Reinvested June 24
10-921 · Green River Cap Imp	Money Market	3.5%	N/A	10,435.90	10,435.90	
Uinta Bank TOTAL:				7,260,354.20	7,260,354.20	
Percent of JPWB TOTAL:				54%	59%	
10-080 · Multi-Bank Investments-at market	Investment	(FY24 estimated ROI=2.93%)		1,967,763.29	1,967,763.29	
Percent of JPWB TOTAL:				15%	16%	
JPWB CHECKING /SAVINGS TOTAL:				13,383,988.71	12,306,164.73	Total will match once reinvestment is inserted

Interest Rates for Public Funds Certificates of Deposit-July 18,2024

	Term of CD- (months)	Proposed Interest Rate - (APY)	Max. Penalty for Early Withdrawl (months)	<i>Proposed</i> Penalty for Early Withdrawl (months)	Total Interest Earnings per \$1M Invested (taken to term)
RSNB Bank	12	4.50%	3	1	\$45,765
	24	4.10%	6	3	\$85,003
	36	NA	9	N/A	
	48	NA	12	N/A	
	60	NA	18	N/A	
Commerce Bank	12	4.70%	3	N/A	\$47,835
	24	4.45%	6	N/A	\$92,544
	36	4.25%	9	N/A	\$135,221
	48	4.15%	12	N/A	\$179,564
	60	4.10%	18	N/A	\$226,245
Uinta Bank - Rock Springs	12	4.90%	3	N/A	\$49,908
	24	4.60%	6	N/A	\$95,789
	36	4.35%	9	N/A	\$138,596
	48	4.00%	12	N/A	\$172,579
	60	3.90%	18	N/A	\$214,164

* All proposed CDs will have an interest compound frequency of 3 months (quarterly).

**All proposed CDs under \$250K will be FDIC insured those over \$250K shall be collateralized at 102% of the value held by the depository bank.