



## **A G E N D A**

Green River/Rock Springs/Sweetwater County Joint Powers Water Board

July 14, 2022

3:00\*\* p.m.

*\*\*Following Public Hearing for FY 2023 Budget*

Meeting Conducted Via Remote Access and Teleconference

Teleconference Phone No. **844-854-2222**

Access Code: **791954**

1.	Call to Order	Chair
2.	Roll Call	Chair
3.	Approval of Agenda	Chair
4.	Approval of June 2, 2022 Regular Board Meeting Minutes	Chair
5.	Approval of June 17, 2022 FY 2023 Budget Public Hearing Minutes	Chair
6.	Approval of June 17, 2022 FY 2022 Budget Amendment Public Hearing Minutes	Chair
7.	Approval of June 17, 2022 Regular Board Meeting Minutes	Chair
8.	Approval of May 2022 Financial Reports	Chair
9.	Preliminary Findings "Water Rights and Water Supply Study, Phase II" - <i>Tyrrell Resources</i>	Mr. Seppie
10	Presentation of May and June 2022 Water Sales and Usage Reports	Mr. Seppie
11.	Presentation and Consideration of Resolution 23-01 FY 2023 Budget	Mr. Seppie
12.	JPWB Investment Policy and Portfolio Review	Mr. Seppie

13.	Operational and/or Project Updates	Mr. Seppie
14.	Public Comments	Chair
15.	Executive Session	Chair
16.	Next Meeting	Chair
17.	Adjournment	Chair

Attachments:

1. June 2, 2022 Regular Board Meeting Minutes
2. June 17, 2022 FY 2023 Budget Public Hearing Minutes
3. June 17, 2022 FY 2022 Budget Amendment Public Hearing Minutes
4. June 17, 2022 Regular Board Meeting Minutes
5. May 2022 Financial Reports
6. May 2022 Water Sales and Usage Reports
7. June 2022 Water Sales and Usage Reports
8. Resolution 23-01; FY 2023 Budget
9. Investment Policy and 2022 Financial Portfolio



## Meeting Minutes

**Meeting Date:** June 2, 2022

**Type of Meeting:** Regular Board Meeting

1. **Call to Order**

The Joint Powers Water Board meeting was held by remote computer access, teleconference and in the conference room at the Water Treatment Plant. Chairman Leigh called the meeting to order at 3:02 p.m.

2. **Roll Call**

A quorum was present with Hilary Huckfeldt (SW Co), Terry Leigh and JaNell Hunter (GR), Robert Young and Gene Legerski (RS) present. Ms. Sage Hilstad, council for the Board, was in attendance. Staff attending were Bryan Seppie, General Manager, Michael Tardoni, Engineer, and Sara Richardson, Office Manager. Paul Kauchich, City of Rock Springs and Mark Westenskow, City of Green River were also in attendance.

3. **Approval of Agenda**

*Mr. Legerski made a motion to approve the agenda. Ms. Hunter seconded the motion. The motion was voted on and passed.*

4. **Approval of March 24, 2022 Board Meeting Minutes**

*Mr. Legerski made a motion to approve the March 24, 2022 Board meeting minutes. Ms. Huckfeldt seconded the motion. The motion was voted on and passed.*

5. **Approval of April 7, 2022 Board Meeting Minutes**

*Ms. Huckfeldt made a motion to approve the April 7, 2022 Board meeting minutes. Ms. Hunter seconded the motion. The motion was voted on and passed.*

6. **Approval of April 20, 2022 Board Meeting Minutes**

*Ms. Hunter made a motion to approve the April 20, 2022 Board meeting minutes. Mr. Young seconded the motion. The motion was voted on and passed.*

7. **Approval of March 2022 Financial Reports**

*Mr. Legerski made a motion to approve the March 2022 financial reports. Ms. Hunter seconded the motion. The motion was voted on and passed.*

8. **Approval of April 2022 Financial Reports**

*Mr. Young made a motion to approve the April 2022 financial reports. Mr. Legerski seconded the motion. The motion was voted on and passed.*

9. **Conflict of Interest Statement**

Mr. Young being absent from the previous meeting, disclosed that he does personal business with RSNB Bank but not with Commerce Bank or Uinta Bank and that he does not service as an officer or director at these institutions.

10. **Presentation of April 2022 Water Sales and Usage Reports**

Mr. Seppie stated that the revenues received in April were average even though usage was down. Overall, the April usage was 91% of average. The outlier being Green River at 80%. Mr. Westenskow, City of Green River, and Mr. Seppie have looked into this, comparing meters to calculate water loss. The technician that was scheduled to check the meters has been delayed.

May numbers have just been generated and usage is light, cool temperatures and moisture contributed to this, also Simplot had their annual maintenance shutdown so their usage is also lower.

11. **Fagnant, Lewis and Brinda Engagement Letter for FY2022 Financial Audit**

Mr. Seppie presented the engagement letter for the FY2022 Financial Audit from Fagnant, Lewis and Brinda, stating it was the standard letter with current fees and hourly rates. The letter presented an estimation of the cost, they have come in on the low end of the range in previous years. Mr. Seppie recommended that the Board accept the engagement letter. Chairman Leigh asked Ms. Hilstad if she had reviewed the letter, she said yes, and that there were no issues.

*Ms. Hunter made a motion to accept the Engagement Letter from Fagnant, Lewis and Brinda for the FY2022 Financial Audit. Ms. Huckfeldt seconded the motion. The motion was voted on and passed.*

12. **Presentation and Consideration of Paving Maintenance Bids**

Mr. Seppie gave the background of the paving maintenance bid from last August. The paving around the plant is in direr need. This spring there were two bidders with R&D Sweeping being the apparent low bidder. Mr. Seppie recommended that the Board accept the bids and award R&D Sweeping the bid in the amount of \$123,910.00 and authorize Mr. Seppie to execute the contract.

*Mr. Legerski made a motion to award the 2022 Water Treatment Plant Pavement Maintenance to R&D Sweeping for the amount of \$123,910.00 and authorize Mr. Seppie to sign the contract. Mr. Young seconded the motion. The motion was voted on and passed.*

13. **Presentation and Consideration of Professional Services Agreement for Stand-by-Generator Study**

Mr. Seppie gave the background of the Finished Water Pump Station Level II Study and the need to separate the generator out of that study. There are potential funding opportunities, different kinds of grants to pursue. With the existing generator, the plant could produce water but not pump it to the customers. This lack of resilient pumping continues to be a single point of failure in the system. Sunrise Engineering and Burns and McDonald completed the Level II study for WWDC in 2018 and have a working knowledge of this pump station. Mr. Seppie approached them to prepare

this Professional Service Agreement to investigate options with regard to type of generators and cost estimates for use in funding applications. Mr. Seppie recommended that the Board approve the proposal for the stand-alone generator study not to exceed \$21,800 from Sunrise and Burns and McDonald.

*Mr. Legerski made a motion to approve the proposal/agreement for professional engineering services for stand-by generator sizing and authorize Mr. Seppie to execute the agreement. Ms. Hunter seconded the motion. The motion was voted on and passed.*

**14. Operational and/or Project Updates**

Mr. Seppie updated the Board on the Crossroad Pump Station project's land acquisition progress.

The plant is doing a trial with the solids handling in the drying bed using sediment bags. He had visited Cheyenne's water treatment facility to observe their use of these bags.

**15. Public Comments**

None

**16. Good of the Order**

Mr. Legerski asked if the plant was using water from the Reservoir storage and how much storage there will be. Mr. Seppie said that it was being filled to begin the leak tests. With a full reservoir, in the winter there should be 12 – 14 days of storage, during the summer it would be 4 – 6 days with curtailment of irrigation and with Simplot's use reduced.

Mr. Seppie presented the Board with the cloud seeding data from the past winter. Chairman Leigh asked about the Fontenelle releases, which is minimal. We are now anticipating high water temps, algae growth and will have to turn over the reservoir at a higher rate.

Mr. Legerski said that in the news from the Front Range, Aaron Million has raised his head again.

**17. Executive Session**

Ms. Hilstad asked that there be an executive session for a legal matter.

*Ms. Huckfeldt made a motion to move to executive session at 3:42 p.m. Ms. Hunter seconded the motion. The motion was voted on and passed.*

*Mr. Legerski made a motion to reconvene the Regular Board Meeting at 4:06 p.m. Ms. Hunter seconded the motion. The motion was voted on and passed.*

*No action was taken.*

18. **Next Meeting**

There will be a Public Hearing to Amend the FY2022 Budget at 10:00 a.m. June 17, 2022 followed immediately by a Public Hearing for the FY2023 Budget. The Regular Board Meeting will follow the Public Hearings.

19. **Adjournment**

*There being no further business Mr. Legerski made a motion to adjourn the meeting. Ms. Hunter seconded the motion. The motion was voted on and passed at 4:14 p.m.*

Approved

Approved

---

Board Member

---

Board Chairman

For Approval



## Meeting Minutes

**Meeting Date:** June 17, 2022

**Type of Meeting:** Public Hearing for FY2023 Budget

1. **Call to Order**

The Joint Powers Water Board FY2023 Budget Public Hearing was held by remote computer access, teleconference and in the conference room at the Water Treatment Plant. Chairman Leigh called the meeting to order at 10:06 a.m.

2. **Roll Call**

A quorum was present with Hilary Huckfeldt (SW Co), Terry Leigh (GR), Robert Young and Gene Legerski (RS) present. Ms. Sage Hilstad, council for the Board, was in attendance. JaNell Hunter (GR) was absent. Staff attending were Bryan Seppie, General Manager, Michael Tardoni, Engineer, and Sara Richardson, Office Manager. Charlie Rehn, Barr Engineering also attended.

3. **Public Comments on FY2023 Budget**

Mr. Seppie asked that the Public Hearing be postponed. The newspaper published the notice for the Hearing but failed to publish the Budget Summary as required by Wyoming Statute.

*Ms. Huckfeldt made a motion to postpone the Public Hearing for the FY2023 Budget until the July meeting. Mr. Legerski seconded the motion. The motion was voted on and passed.*

4. **Adjournment**

*Mr. Legerski made a motion to adjourn the Public Hearing. Ms. Huckfeldt seconded the motion. The motion was voted on and passed at 10:08 a.m.*

Approved

Approved

---

Board Member

---

Board Chairman



## Meeting Minutes

**Meeting Date:** June 17, 2022

**Type of Meeting:** Public Hearing for FY2022 Budget Amendment

1. **Call to Order**

The Joint Powers Water Board FY2022 Budget Amendment Public Hearing was held by remote computer access, teleconference and in the conference room at the Water Treatment Plant. Chairman Leigh called the meeting to order at 10:09 a.m.

2. **Roll Call**

A quorum was present with Hilary Huckfeldt (SW Co), Terry Leigh (GR), Robert Young and Gene Legerski (RS) present. Ms. Sage Hilstad, council for the Board, was in attendance. JaNell Hunter (GR) was absent. Staff attending were Bryan Seppie, General Manager, Michael Tardoni, Engineer, and Sara Richardson, Office Manager. Charlie Rehn, Barr Engineering also attended.

3. **Public Comments on FY2022 Budget Amendment**

None

4. **Adjournment**

*Ms. Huckfeldt made a motion to adjourn the Public Hearing. Mr. Young seconded the motion. The motion was voted on and passed at 10:13 a.m.*

Approved

Approved

---

Board Member

---

Board Chairman





## Meeting Minutes

**Meeting Date:** June 17, 2022

**Type of Meeting:** Regular Board Meeting

1. **Call to Order**

The Joint Powers Water board meeting was held by remote computer access, teleconference and in the conference room at the Water Treatment Plant. Chairman Leigh called the meeting to order at 10:13 a.m.

2. **Roll Call**

A quorum was present with Hilary Huckfeldt (SW Co), Terry Leigh (GR), Robert Young and Gene Legerski (RS) present. JaNell Hunter (GR) was absent. Ms. Sage Hilstad, council for the Board, was in attendance. Staff attending were Bryan Seppie, General Manager, Michael Tardoni, Engineer, and Sara Richardson, Office Manager. Mark Westenskow, City of Green River and Charlie Rehn, Barr Engineering also attended the meeting.

3. **Approval of Agenda**

Mr. Seppie asked that Item #5 be removed from the agenda.

*Mr. Legerski made a motion to approve the June 17, 2022 agenda with Item #5 removed. Ms. Huckfeldt seconded the motion. The motion was voted on and passed.*

4. **Presentation and Consideration of Resolution 22-03 FY2022 Budget Amendment**

Mr. Seppie gave the background for the need of the amendment to the FY2022 Budget. These items included the Completion of the Raw Water Reservoir and the Crossroad Pump Station projects. Mr. Seppie recommended that the Board approve Resolution 22-03.

*Mr. Legerski made a motion to approve Resolution 22-03. Ms. Huckfeldt seconded the motion. The motion was voted on and passed.*

5. **Removed**

6. **Presentation and Consideration of Amendment No 2 to Owner Engineer Agreement - Completion of Raw Water Reservoir**

Mr. Seppie stated that there have been a couple of Change Orders to the Contractor for the completion of the Raw Water Reservoir Project, they included time extensions totaling 64 days. This meant more time has to be spent by the engineering team. A majority of this amendment involves the additional time for the Construction Management Services. There were also smaller additions for arial photography, surveying, storage calculations and surveying of the borrow area.

Mr. Rehn described the methodology used to estimate the additional costs.

Mr. Seppie said that WWDC has reviewed the Change Order and concurs. He recommended that the Board approve Amendment No 2 and authorize General Manager to execute it.

There was discussion regarding the borrow area ownership and additional cost there, only re-seeding was required by the land owner.

*Ms. Huckfeldt made a motion to approve the Amendment No 2 to the Owner-Engineer Agreement as presented and authorize Mr. Seppie to execute the documents. Mr. Legerski seconded the motion. The motion was voted on and passed.*

7. **Executive Session**

Mr. Seppie asked that the Board move to executive session for a legal matter.

*Mr. Legerski made a motion to move to executive session at 10:26 a.m. Mr. Young seconded the motion. The motion was voted on and passed.*

*At 10:31 Mr. Young made a motion to reconvene the Regular Meeting. Ms. Huckfeldt seconded the motion. The motion was voted on and passed.*

*Coming out of Executive Session Mr. Legerski made a motion to approve the waiver as discussed in Executive Session. Mr. Young seconded the motion. The motion was voted on and passed.*

8. **Next Meeting**

The next Regular Board meeting will be held July 14, 2022 at 3:00 p.m.

9. **Adjournment**

*There being no further business, Mr. Legerski made a motion to adjourn the meeting at 10:40 a.m. Ms. Huckfeldt seconded the motion. The motion was voted on and passed.*

Approved

Approved

---

Board Member

---

Board Chairman

**Joint Powers Water Board**  
**Revenues & Expenditures Budget vs. Actual**  
July 2021 through May 2022

	May 22	Jul '21 - May 22	Budget	% of Budget
<b>Ordinary Income/Expense</b>				
<b>Income</b>				
4100 · Water Sales				
4110 · Water Sales - Simplot	231,544.21	1,279,876.52	1,301,048.00	98.37%
4120 · Water Sales - Rock Spring	174,940.69	3,153,714.13	3,287,162.00	95.94%
4122 · Water Sales - White Mountain	7,937.99	134,410.98	130,642.00	102.89%
4124 · Water Sales - Ten Mile	1,473.81	35,556.26	41,571.00	85.53%
4126 · Water Sales - Clearview	4,470.85	62,833.39	51,338.00	122.39%
4130 · Water Sales - Green River	45,278.71	1,215,250.78	1,340,249.00	90.67%
4132 · Water Sales - Jamestown	2,048.78	40,676.53	68,221.00	59.63%
<b>Total 4100 · Water Sales</b>	<b>467,695.04</b>	<b>5,922,318.59</b>	<b>6,220,231.00</b>	<b>95.21%</b>
4200 · Int Inc				
4201 · Interest Income General Funds	0.00	8.33	0.00	100.0%
4265 · Int Income Uinta Bank	198.92	3,663.01	12,000.00	30.53%
4275 · Int Income RSNB	1,044.76	22,042.75	26,000.00	84.78%
4289 · Int Income Commerce Bank C/D	360.65	6,937.86	9,000.00	77.09%
4293 · Int Income - WGIF	0.00	14.96	100.00	14.96%
4294 · Investment Income - Multi-Bank	2,880.55	24,032.27	28,000.00	85.83%
<b>Total 4200 · Int Inc</b>	<b>4,484.88</b>	<b>56,699.18</b>	<b>75,100.00</b>	<b>75.5%</b>
4400 · Other Income				
4420 · Miscellaneous Income	0.00	3,494.77	0.00	100.0%
4435 · SRF #029	0.00	64,147.13	64,147.00	100.0%
4455 · Crossroads RS & WWDC Reimburse	7,379.12	71,484.87	3,740,000.00	1.91%
4460 · Raw Water - WWDC Reimbursement	0.00	747,231.38	770,017.00	97.04%
4480 · SRF 2001 Rock Springs # 010	0.00	116,062.03	116,062.00	100.0%
4485 · 2007 SLIB Loan R/S #066	0.00	74,876.37	74,876.00	100.0%
4495 · Simplot Surcharge Revenue	0.00	145,677.18	135,000.00	107.91%
<b>Total 4400 · Other Income</b>	<b>7,379.12</b>	<b>1,222,973.73</b>	<b>4,900,102.00</b>	<b>24.96%</b>
4500 · Non-Operating Income				
4530 · Transfer From WTP Cap Res	55,750.00	270,251.82	572,000.00	47.25%
4531 · Transfer from Depreciation Res	45,470.23	2,273,586.57	2,941,957.00	77.28%
4532 · Transfer from GAC/Caustic Res	0.00	0.00	60,000.00	0.0%
4535 · Transfer from Debt Reserve	0.00	1,661,461.14	1,661,462.00	100.0%
4540 · Transfer From Amelioration Fund	0.00	0.00	356,856.00	0.0%
<b>Total 4500 · Non-Operating Income</b>	<b>101,220.23</b>	<b>4,205,299.53</b>	<b>5,592,275.00</b>	<b>75.2%</b>
<b>Total Income</b>	<b>580,779.27</b>	<b>11,407,291.03</b>	<b>16,787,708.00</b>	<b>67.95%</b>
<b>Gross Profit</b>	<b>580,779.27</b>	<b>11,407,291.03</b>	<b>16,787,708.00</b>	<b>67.95%</b>
<b>Expense</b>				
5100 · Payroll, Taxes & Benefits				
5110 · Salaries & Wages - Regular	81,361.78	967,015.44	1,115,192.00	86.71%
5115 · Salaries & Wages - Overtime	186.76	2,519.73	8,500.00	29.64%
5117 · Sal. & Wages - Shift Diff.	439.00	5,544.03	9,000.00	61.6%
5119 · Sal. & Wages - Hol. Worked	0.00	10,757.60	15,000.00	71.72%
5120 · Social Security/Medicare	6,240.20	75,225.03	85,312.00	88.18%
5125 · Workers Comp.	0.00	16,521.98	18,211.00	90.73%
5131 · Employee Clothing Allowance	0.00	4,200.00	4,550.00	92.31%
5135 · Wyoming Retirement	15,266.08	183,619.17	207,649.00	88.43%
5137 · 457 Board Contributions	240.00	2,880.00	3,900.00	73.85%
5140 · Employee Health Insurance	27,945.42	278,995.11	351,924.00	79.28%
5141 · HSA Contributions	7,500.00	82,500.00	93,600.00	88.14%
<b>Total 5100 · Payroll, Taxes &amp; Benefits</b>	<b>139,179.24</b>	<b>1,629,778.09</b>	<b>1,912,838.00</b>	<b>85.2%</b>
6001 · O & M Expenses				
6025 · Debt Reserve	138,500.00	1,523,500.00	1,662,000.00	91.67%
6100 · Travel/Training-Staff	72.53	2,881.70	9,000.00	32.02%
6101 · Travel/Training Operators	100.00	2,823.08	10,000.00	28.23%
6102 · Travel/Training-Board	0.00	3,975.29	11,000.00	36.14%
6104 · Board Related Expense	0.00	357.00	500.00	71.4%
6105 · Community Affairs	0.00	52.95	1,000.00	5.3%
6106 · Drought Cont/Augmentation	0.00	5,000.00	5,000.00	100.0%
6107 · Water Resource Planning	2,500.00	25,351.69	70,000.00	36.22%
6110 · Dues/Subscriptions	1,698.00	3,101.00	6,750.00	45.94%
6112 · Professional Licensing Fees	0.00	0.00	250.00	0.0%
6113 · Meeting Lunches/Long Shift Meal	0.00	205.83	250.00	82.33%
6114 · Coffee/Water/Pop/Cups	55.36	303.04	500.00	60.61%
6115 · Postage/Shipping	128.59	1,368.84	3,000.00	45.63%
6116 · Cleaning/Janitorial Supplies	0.00	1,348.29	2,500.00	53.93%

**Joint Powers Water Board**  
**Revenues & Expenditures Budget vs. Actual**  
July 2021 through May 2022

	May 22	Jul '21 - May 22	Budget	% of Budget
6117 · Office Supplies	137.43	2,583.68	3,499.00	73.84%
6118 · Software	5,714.35	11,242.01	24,000.00	46.84%
6119 · Office Equipment	0.00	1,093.82	12,000.00	9.12%
6120 · Notices/Advertisements	423.00	2,718.52	2,500.00	108.74%
6125 · Telephone/Internet	1,297.39	11,977.29	8,000.00	149.72%
6130 · Janitorial/Garbage	266.22	8,993.15	12,000.00	74.94%
6135 · Bank Service Fees	20.00	174.00	750.00	23.2%
6136 · Investment Expenses	0.00	0.00	500.00	0.0%
6137 · Legal Fees	1,463.40	17,227.10	35,000.00	49.22%
6138 · Lease and Easements	0.00	483.00	100.00	483.0%
6140 · Other Professional Fees	795.00	35,120.00	50,000.00	70.24%
6141 · Design and Assessment Services	0.00	2,644.29	15,000.00	17.63%
6142 · SCADA Non Capitalized Equipment	694.71	4,698.09	25,000.00	18.79%
6143 · SCADA Integration and Support	72.95	27,186.65	50,000.00	54.37%
6145 · Insurance (D&O/Liab)	0.00	130,769.00	130,000.00	100.59%
6151 · Books and Reference Materials	0.00	318.00	1,000.00	31.8%
6152 · Supplies Mech/Elec/HVAC	4,300.80	20,457.05	25,000.00	81.83%
6153 · Supplies - Lab and Testing	1,183.32	5,148.84	8,500.00	60.58%
6154 · Supplies-Grounds/Reservoir	524.56	6,201.36	8,000.00	77.52%
6156 · Tools/Small Equipment	147.65	14,043.89	15,000.00	93.63%
6158 · Vehicle Costs/Fuel	2,042.50	18,930.23	17,000.00	111.35%
6159 · Rental Equipment	0.00	730.00	5,000.00	14.6%
6161 · Rehabilitation - Old Plant Site	0.00	877.02	7,500.00	11.69%
6162 · Site Maintenance	119.98	2,796.63	40,000.00	6.99%
6163 · Building Maintenance	1,583.56	11,437.56	30,000.00	38.13%
6164 · Process Maintenance	11,131.11	96,351.36	90,000.00	107.06%
6165 · Ponds & Tanks	0.00	25,842.09	75,000.00	34.46%
6168 · Outside Maintenance Contracts	4,975.52	88,972.66	145,000.00	61.36%
6170 · Electricity	50,571.80	729,325.69	850,000.00	85.8%
6172 · Gas (Heat)	7,399.68	85,857.50	85,000.00	101.01%
6173 · Garbage Collection	186.51	2,208.04	2,500.00	88.32%
6175 · Cathodic Protection Maintenance	0.00	6,678.36	12,000.00	55.65%
6177 · Water Testing	290.00	8,264.20	19,000.00	43.5%
6180 · Dedicated Fiber Lines	901.86	9,914.82	11,000.00	90.14%
6190 · Chemicals-Liquid Oxygen	11,429.99	196,705.27	220,000.00	89.41%
6192 · Chemicals-Other	275.46	2,870.14	2,750.00	104.37%
6193 · Chemicals - Ferric Sulfate	0.00	79,953.49	95,000.00	84.16%
6194 · Chemicals - Chlorine	0.00	9,000.00	20,000.00	45.0%
6195 · Chemicals - Polymer	25,977.60	76,414.94	50,000.00	152.83%
6197 · Employee Safety/Clothing	208.43	3,732.42	5,000.00	74.65%
6198 · Depreciation Reserve	39,583.33	435,416.63	475,000.00	91.67%
6198A · WTP Cap Imp Reserve (ML Assets)	18,750.00	206,250.00	225,000.00	91.67%
6198B · GAC & Caustic Reserve	4,166.67	45,833.37	50,000.00	91.67%
6198C · Trsfr Simplot Surcharge to RS C	0.00	145,677.18	135,000.00	107.91%
<b>Total 6001 · O &amp; M Expenses</b>	<b>339,689.26</b>	<b>4,163,388.05</b>	<b>4,874,349.00</b>	<b>85.41%</b>
<b>8100 · Debt Service</b>				
8160 · SRF 2001 RS Debt Service (#010)	0.00	116,062.03	116,062.00	100.0%
8161 · DWSRF #044	0.00	1,282,942.57	1,282,943.00	100.0%
8162 · DWSRF #066	0.00	25,658.85	25,659.00	100.0%
8163 · DWSRF #136	0.00	352,859.72	352,860.00	100.0%
8165 · DWSRF # 029 RS	0.00	64,147.13	64,147.00	100.0%
8167 · SRF #66 Rock Springs	0.00	74,876.37	74,876.00	100.0%
<b>Total 8100 · Debt Service</b>	<b>0.00</b>	<b>1,916,546.67</b>	<b>1,916,547.00</b>	<b>100.0%</b>
<b>9100 · Capital Improvements</b>				
<b>9100a · Mid-lived - WTP Capital Fund</b>				
09-21-2 · ML Pump/Storage/Distr Imp 21	0.00	15,403.10	0.00	100.0%
09-21-6 · Plant Controls/Automation 21	0.00	15,997.74	0.00	100.0%
09-22-1 · Process Equip Replacement 22	0.00	0.00	60,000.00	0.0%
09-22-2 · Pumping/Storage/Dist Impr 22	0.00	4,199.16	12,000.00	34.99%
09-22-3 · Building/Heating/Mech Impr 22	0.00	40,568.36	78,000.00	52.01%
09-22-4 · Site/Grounds Impr 22	0.00	16,018.97	215,000.00	7.45%
09-22-5 · Communications/Offsite SCADA 22	0.00	8,817.30	42,000.00	20.99%
09-22-6 · Plant Controls/Automation 22	0.00	113,497.19	165,000.00	68.79%
9-22-10 · Caustic Replacement 22	55,750.00	55,750.00	60,000.00	92.92%
<b>Total 9100a · Mid-lived - WTP Capital Fund</b>	<b>55,750.00</b>	<b>270,251.82</b>	<b>632,000.00</b>	<b>42.76%</b>
<b>9100b · Long-lived Assets - Dep Fund</b>				

**Joint Powers Water Board**  
**Revenues & Expenditures Budget vs. Actual**  
July 2021 through May 2022

	May 22	Jul '21 - May 22	Budget	% of Budget
9-22-12 · Pumping/Storage/Dist Impr 22	0.00	38,204.92	180,000.00	21.23%
9-22-14 · Old Treatment Plant Site 22	0.00	0.00	75,000.00	0.0%
9-22-15 · Raw Water Reservoir Project 22	45,470.23	2,910,390.80	3,456,974.00	84.19%
<b>Total 9100b · Long-lived Assets - Dep Fund</b>	<b>45,470.23</b>	<b>2,948,595.72</b>	<b>3,711,974.00</b>	<b>79.44%</b>
<b>Total 9100 · Capital Improvements</b>	<b>101,220.23</b>	<b>3,218,847.54</b>	<b>4,343,974.00</b>	<b>74.1%</b>
<b>9111 · Crossroads PS</b>	<b>4,192.17</b>	<b>74,655.62</b>	<b>3,740,000.00</b>	<b>2.0%</b>
<b>Total Expense</b>	<b>584,280.90</b>	<b>11,003,215.97</b>	<b>16,787,708.00</b>	<b>65.54%</b>
<b>Net Ordinary Income</b>	<b>-3,501.63</b>	<b>404,075.06</b>	<b>0.00</b>	<b>100.0%</b>
<b>Other Income/Expense</b>				
<b>Other Income</b>				
<b>9500 · Unrealized gain(loss) on Invest</b>	<b>1,719.85</b>	<b>-73,305.56</b>	<b>0.00</b>	<b>100.0%</b>
<b>Total Other Income</b>	<b>1,719.85</b>	<b>-73,305.56</b>	<b>0.00</b>	<b>100.0%</b>
<b>Net Other Income</b>	<b>1,719.85</b>	<b>-73,305.56</b>	<b>0.00</b>	<b>100.0%</b>
<b>Net revenue over (under) expenditures</b>	<b>-1,781.78</b>	<b>330,769.50</b>	<b>0.00</b>	<b>100.0%</b>

For Approval

**Joint Powers Water Board****Cash Balances**

As of May 31, 2022

**May 31, 22****Checking/Savings****10-000 · General Funds**

10-004 · Uinta - MM Genl Funds 12300786	84,401.75
10-035 · RSNB Bank C/D 10006372	1,510,312.49
10-036 · RSNB Bank C/D 10006373	2,520,322.62
10-039 · 20-1105-8 R/S Nat'l Gen Funds	2,154,331.64
10-042 · Rock Springs Nat'l CD G/F	273,507.68
10-049 · Commerce Bank Money Market	1,247,382.18
10-052 · Uinta Bank CD 1824	1,001,929.70
10-053 · Uinta Bank CD 1825	555,382.58
10-080 · Multi-Bank Investments-at marke	1,694,796.49
10-099 · **** Allocated to Other Funds	-7,191,887.50

---

**Total 10-000 · General Funds** 3,850,479.63**10-300 · Cap Imp WTP - Total****10-303 · \*\*\*\* Cap Imp WTP** 905,501.23

---

**Total 10-300 · Cap Imp WTP - Total** 905,501.23**10-400 · WWDC Capital Impr****10-407 · Uinta - MM - WWDC 12300794** 1,086,855.71**10-410 · \*\*\*\* WWDC Cap Imp** 77,909.75

---

**Total 10-400 · WWDC Capital Impr** 1,164,765.46**10-425 · \*\*\*\* GAC/Caustic Reserve** 633,396.17**10-430 · \*\*\*\* Unemployment Reserve** 110,400.08**10-450 · Depreciation Reserve****10-455 · \*\*\*\* Depreciation Reserve** 2,857,777.54

---

**Total 10-450 · Depreciation Reserve** 2,857,777.54**10-600 · Amelioration Fund - Total****10-605 · \*\*\*\* Amelioration Fund** 1,138,341.52

---

**Total 10-600 · Amelioration Fund - Total** 1,138,341.52**10-700 · \*\*\*\* Debt Funds - Total** 1,468,561.21**10-900 · Misc****10-911 · 12300836 Rock Springs Cap Imp** 1,028,606.98**10-921 · 12300828 Green River Cap Imp** 142,582.37

---

**Total 10-900 · Misc** 1,171,189.35

---

**Total Checking/Savings** 13,300,412.19

## Disbursements Listing May-22

Date	Vendor	ck #	Description	Amount
5-May	Aflac	12493	April 2022 Withholdings	638.52
	Wyoming Retirement System	12494	April 2022 Contributions	15,237.07
	Ace Hardware	12495	Maint Supplies, Bldg Maint	272.82
	Air Products	12496	Liquid Oxygen & Tank Rental	11,429.99
	AWWA	12497	2022 Membership	1,698.00
	Battery Systems	12498	SCADA Noncapital Equipment	694.71
	Carahsoft Technology	12499	WaterGems Subscription	5,410.00
	Codale Electric	12500	Maintenance Supplies	894.40
	Energy Laboratories	12501	Water Testing	145.00
	Green River Star	12502	Ads/Notices	423.00
	Hach Company	12503	Lab & Testing Supplies	1,054.54
	Industrial Safety Equipment	12504	Process Maintenance	340.00
	Integrity Municipal Systems	12505	Scrubbers Caustic Soda Replace	53,000.00
	Kimball Midwest	12506	Maintenance Supplies	1,413.79
	Linde Gas & Equipment	12507	Maintenance Supplies	70.73
	Napa Auto Parts Unlimited	12508	Vehicle Maintenance	22.51
	RingCentral	12509	Phones	474.75
	Rocky Mountain Power	12510	April 2022 Electricity	50,571.80
	Summit Accounting Service	12511	March 2022 Accountant	795.00
	Sweetwater Technology	12512	Software, Outside Contract Bldg Mnt	6,310.44
	Tyrrell Resources	12513	Water Resources	2,500.00
	US Bank	12514	April 2022 Credit Card	1,876.15
	Winneslon	12515	Process Maintenance	2,957.86
	Wyoming Waste Services	12516	April 2022 Garbage Pickup	186.51
12-May	Payroll	eft	PPE5/7/22	30,650.81
	IRS	eft	PPE5/7/22	10,552.16
	HSABank	eft	May 2022 Contributions	7,500.00
	Great-West Trust	12517	457 Contributions	2,640.00
	NCPERS	12518	Life Insurance Withholdings	64.00
	Airgas USA	12519	Nitrogen & Maint Supplies	564.56
	CenturyLink	12520	May 2022 Phone Lines	367.76
	Dominion Energy	12521	April 2022 Gas Heat	7,399.68
	Sweetwater Technology	12522	Outside Contract Maint	241.15
17-May	CenturyLink Bus Svc	12523	Fiber Optics/Internet, Long Distance	956.46
	Codale Electric	12524	Maintenance Supplies	1,346.34
	Energy Laboratories	12525	Water Testing	145.00
	Hach Company	12526	Lab & Testing Supplies	128.78
	Integrity Municipal Systems	12527	Chlorine Scrubber Final	2,750.00
	Kubwater Resources	12528	Polymer	25,977.60
	Rosemount Inc	12529	Process Maintenance	2,292.68
	Sage Hilstad Law	12530	Legal Services April 2022	1,463.40
	Verizon Wireless	12531	April 2022 Cell Phones	400.28
	Winneslon	12532	Process Maintenance	4,797.20
26-May	Payroll	eft	PPE5/21/22	30,296.06
	IRS	eft	PPE5/21/22	10,574.24
	Great-West Trust	12533	457 Contributions	2,640.00
	SW County Circuit Court	12534	Withholding	411.95
	Ace Hardware	12535	Process, Grounds, Maint Supplies	265.77
	Barr Engineering	12536	RW Reservoir	45,470.23
	Blue Cross Blue Shield of Wyo	12537	June 2022 Insurance Premiums	27,843.40
	Bomgaars	12538	Maint, Vehicle, Grounds, Site Maint	252.72
	Dearborn Life Insurance	12539	May-June 2022 Life Ins. Premiums	102.02
	Les Schwab	12540	Vehicle Maintenance	1,071.38
	Linde Gas & Equipment	12541	Maint Supplies & Tools/Sm Equip	218.38
	Nelson McThomas Investments	12542	CRPS Easement	2,667.67
	Richard Hager	12543	Level III Testing	100.00
	Sunrise Engineering	12544	CRPS	1,524.50
	Winneslon	12545	Process, Grounds, Maint Supplies	1,065.17
	Wyoming.com	12546	SCADA Support	72.95

# Joint Powers Water Board US Bank Card Charges

May 2022  
May 22

Ordinary Income/Expense

Expense

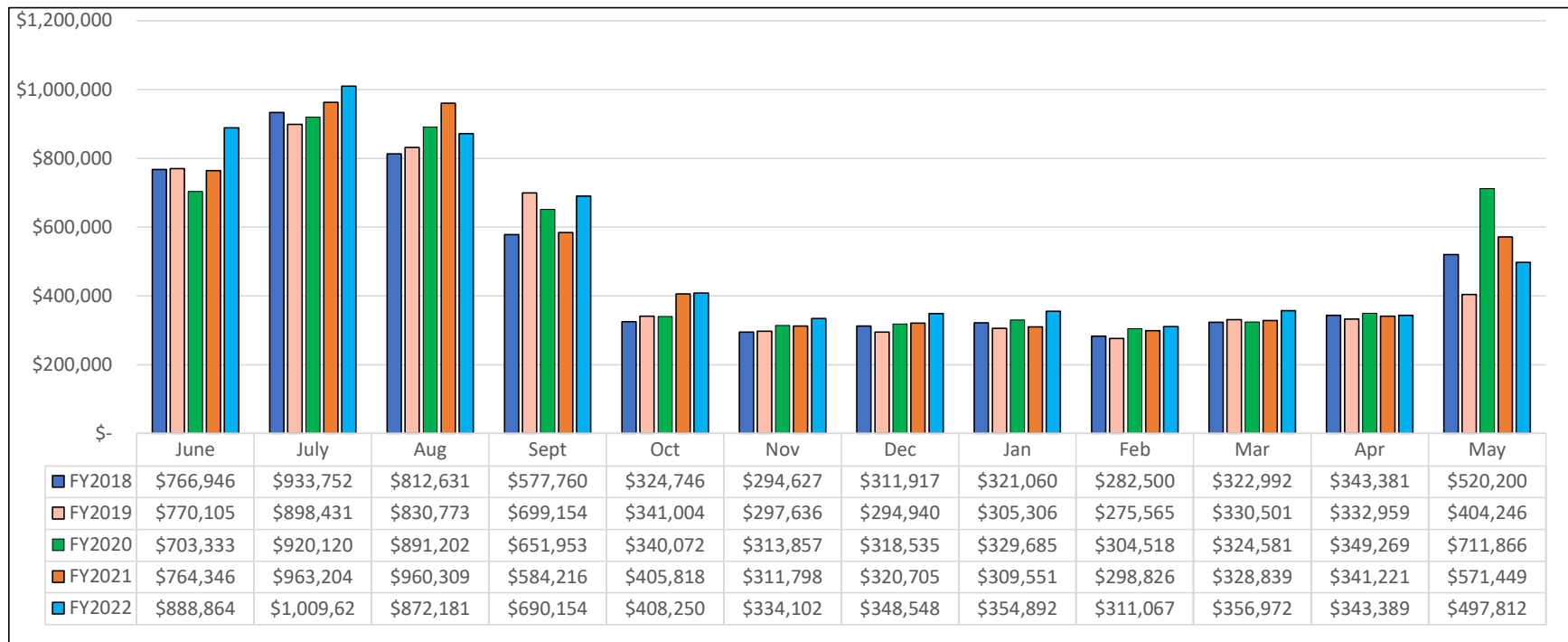
6001 · O & M Expenses

6100 · Travel/Training-Staff	72.53
6114 · Coffee/Water/Pop/Cups	55.36
6115 · Postage/Shipping	128.59
6117 · Office Supplies	137.43
6118 · Software	79.95
6130 · Janitorial/Garbage	266.22
6158 · Vehicle Costs/Fuel	927.64
6197 · Employee Safety/Clothing	208.43

Total 6001 · O & M Expenses	<u>1,876.15</u>
-----------------------------	-----------------

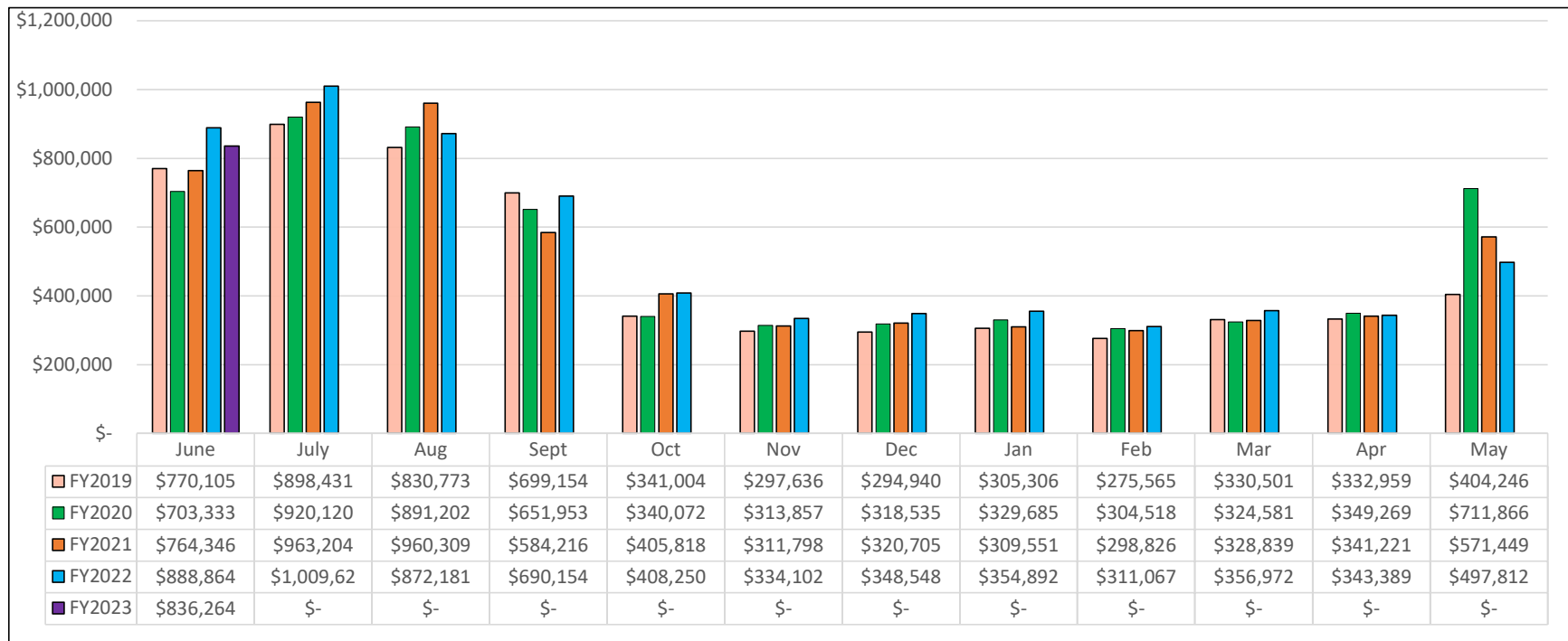
For Approval





Monthly Water Usage Report													
2013-2014													
MG	Jul-13	Aug-13	Sep-13	Oct-13	Nov-13	Dec-13	Jan-14	Feb-14	Mar-14	Apr-14	May-14	Jun-14	Total
Rock Springs	347.007	318.252	192.424	112.508	100.932	111.544	113.182	99.305	105.342	109.612	201.763	280.553	2,092.424
Green River	181.576	164.006	89.947	41.011	36.428	41.124	42.227	39.666	42.162	47.154	93.511	143.097	961.909
Districts	21.364	19.952	13.794	7.346	5.956	6.645	6.524	5.842	6.301	6.671	10.585	15.246	126.226
Simplot	58.632	64.748	61.612	62.397	54.162	62.303	62.687	57.238	60.960	58.478	49.682	59.464	712.363
Total	608.579	566.958	357.777	223.262	197.478	221.616	224.620	202.051	214.765	221.915	355.541	498.360	3,892.922
2014-2015													
MG	Jul-14	Aug-14	Sep-14	Oct-14	Nov-14	Dec-14	Jan-15	Feb-15	Mar-15	Apr-15	May-15	Jun-15	Total
Rock Springs	331.509	261.627	220.018	132.940	108.453	103.525	109.407	93.375	110.125	117.855	150.629	248.23	1,987.693
Green River	162.161	117.288	89.446	41.013	29.946	30.527	32.091	26.898	31.799	37.121	49.400	118.263	765.953
Districts	18.458	13.576	11.794	7.695	6.341	6.568	6.973	6.235	7.020	7.209	7.782	14.201	113.852
Simplot	66.346	63.149	58.030	55.962	57.422	58.865	59.297	51.543	59.385	56.932	56.875	48.346	692.152
Total	578.474	455.640	379.288	237.610	202.162	199.485	207.768	178.051	208.329	219.117	264.686	429.04	3,559.650
2015-2016													
MG	Jul-15	Aug-15	Sep-15	Oct-15	Nov-15	Dec-15	Jan-16	Feb-16	Mar-16	Apr-16	May-16	Jun-16	Total
Rock Springs	274.922	291.115	237.927	148.072	97.926	99.069	107.150	93.531	95.789	94.019	119.799	267.575	1,926.894
Green River	146.134	148.553	106.755	54.991	30.861	30.820	31.674	28.409	30.294	29.909	42.402	142.812	823.614
Districts	16.155	17.136	13.426	8.854	6.688	6.523	6.277	5.711	5.996	6.511	6.849	16.553	116.679
Simplot	56.933	54.734	55.057	61.000	59.600	61.600	59.600	47.500	50.100	52.800	40.700	58.000	657.624
Total	494.144	511.538	413.165	272.917	189.137	198.012	204.701	175.151	182.179	183.239	209.75	484.940	3,518.873
2016-2017													
MG	Jul-16	Aug-16	Sep-16	Oct-16	Nov-16	Dec-16	Jan-17	Feb-17	Mar-17	Apr-17	May-17	Jun-17	Total
Rock Springs	309.889	290.981	202.275	107.290	88.538	96.268	100.408	85.569	97.466	93.233	163.278	270.620	1,905.815
Green River	158.403	146.979	93.946	38.187	28.795	29.750	35.697	32.934	25.393	29.230	66.247	141.932	827.493
Districts	18.618	17.452	11.776	7.166	6.574	7.607	8.072	7.071	7.390	7.376	10.211	17.862	127.175
Simplot	54.400	52.500	52.200	53.500	51.900	52.200	51.700	48.400	42.700	41.300	37.700	64.900	603.400
Total	541.310	507.912	360.197	206.143	175.807	185.825	195.877	173.974	172.949	171.139	277.436	495.314	3,463.883
2017-2018													
MG	Jul-17	Aug-17	Sep-17	Oct-17	Nov-17	Dec-17	Jan-18	Feb-18	Mar-18	Apr-18	May-18	Jun-18	Total
Rock Springs	321.168	276.420	206.831	105.899	93.787	95.935	96.626	87.639	98.474	102.285	168.811	254.065	1,907.940
Green River	161.945	135.055	87.630	32.245	28.451	30.831	27.573	24.988	28.117	33.069	82.786	137.566	810.256
Districts	20.892	17.919	9.963	8.278	7.061	7.849	7.090	6.026	7.216	6.79	9.794	17.618	126.496
Simplot	70.200	69.500	49.100	49.900	48.700	53.930	62.200	51.700	60.900	65.3	57.46	65.190	704.080
Total	574.205	498.894	353.524	196.322	177.999	188.545	193.489	170.353	194.707	207.444	318.851	474.439	3,548.772
2018-2019													
MG	Jul-18	Aug-18	Sep-18	Oct-18	Nov-18	Dec-18	Jan-19	Feb-19	Mar-19	Apr-19	May-19	Jun-19	Total
Rock Springs	282.152	261.118	216.180	99.276	82.071	83.392	87.793	80.136	95.361	100.678	120.749	219.943	1,728.849
Green River	166.497	150.940	120.126	31.76	27.945	28.722	33.459	28.696	31.698	30.289	61.085	129.219	840.436
Districts	24.787	22.240	18.434	8.383	7.644	8.116	8.418	8.103	9.141	8.279	10.85	18.807	153.202
Simplot	70.867	68.632	67.506	62.775	58.853	54.857	52.100	46.947	59.948	58.107	50.347	58.027	708.966
Total	544.303	502.930	422.246	202.194	176.513	175.087	181.770	163.882	196.148	197.353	243.031	425.996	3,431.453
2019-2020													
MG	Jul-19	Aug-19	Sep-19	Oct-19	Nov-19	Dec-19	Jan-20	Feb-20	Mar-20	Apr-20	May-20	Jun-20	Total
Rock Springs	301.893	290.598	195.583	96.264	85.043	89.037	91.676	86.425	87.348	96.773	221.449	255.337	1,897.426
Green River	158.791	153.008	109.649	39.694	33.236	31.337	36.014	34.746	32.855	39.639	124.03	123.911	916.910
Districts	24.241	23.216	17.921	10.116	9.436	8.752	9.571	9.476	10.588	11.714	22.133	21.294	178.458
Simplot	62.389	63.199	64.319	53.691	56.209	57.197	56.136	48.239	59.345	57.074	56.657	53.388	687.843
Total	547.314	530.021	387.472	199.765	183.924	186.323	193.397	178.886	190.136	205.2	424.269	453.93	3,680.637
2020-2021													
MG	Jul-20	Aug-20	Sep-20	Oct-20	Nov-20	Dec-20	Jan-21	Feb-21	Mar-21	Apr-21	May-21	Jun-21	Total
Rock Springs	314.545	315.705	192.766	119.760	85.174	86.087	83.492	78.236	93.449	93.172	172.316	294.149	1,928.851
Green River	160.928	161.624	77.592	43.682	27.249	29.296	30.812	26.518	28.601	34.94	96.833	147.965	866.04
Districts	28.596	29.853	18.461	11.663	8.099	8.023	8.301	7.699	7.998	8.782	14.838	23.608	175.921
Simplot	60.03	55.497	50.749	59.219	58.513	60.871	55.615	59.185	58.710	59.775	50.57	54.302	683.036
Total	564.099	562.679	339.568	234.324	179.035	184.277	178.220	171.638	188.758	196.669	334.557	520.024	3,653.848
2021-2022													
MG	Jul-21	Aug-21	Sep-21	Oct-21	Nov-21	Dec-21	Jan-22	Feb-22	Mar-22	Apr-22	May-22	Jun-22	Total
Rock Springs	307.484	251.950	202.253	105.622	86.314	86.984	89.962	80.090	90.068	92.687	152.594		1,546.008
Green River	159.391	140.047	99.417	37.470	26.508	27.991	28.630	25.687	27.666	27.522	66.486		666.815
Districts	25.108	21.203	16.694	10.089	7.571	8.321	8.721	8.054	9.250	8.599	13.384		136.994
Simplot	64.031	67.441	60.461	68.116	60.151	65.085	64.514	54.401	65.859	56.817	40.114		666.99
Total	556.014	480.641	378.825	221.297	180.544	188.381	191.827	168.232	192.843	185.625	272.578		3,016.807
Four Year Average*													
Rock Springs	304.940	285.960	202.840	105.300	86.519	88.613	89.897	83.109	93.658	98.227	170.831	255.874	1,860.008
Green River	162.040	150.157	98.749	36.845	29.220	30.047	31.965	28.737	30.318	34.484	91.184	134.665	848.774
Districts*	25.875	25.103	18.272	10.054	8.393	8.297	8.763	8.426	9.242	9.592	15.940	21.236	165.830
Simplot	65.872	64.207	57.919	56.396	55.569	56.714	56.513	51.518	59.726	60.064	53.759	57.727	676.072
Total	558.726	525.427	377.780	208.595	179.701	183.670	187.137	171.790	192.944	202.367	331.714	469.502	3,550.684
Percent of Four Year Average													
Rock Springs	100.83%	88.11%	99.71%	100.31%	99.76%	98.16%	100.07%	96.37%	96.17%	94.36%	89.32%	0.00%	83.12%
Green River	98.37%	93.27%	100.68%	101.70%	90.72%	93.16%	89.57%	89.39%	91.25%	79.81%	72.91%	0.00%	78.56%
Districts	97.04%	84.46%	91.36%	100.35%	90.21%	100.29%	99.52%	95.59%	100.08%	89.65%	83.96%	0.00%	82.61%
Simplot	97.21%	105.04%	104.39%	120.78%	108.25%	114.76%	114.16%	105.60%	110.27%	94.59%	74.62%	0.00%	98.66%
Total	99.51%	91.48%	100.28%	106.09%	100.47%	102.56%	102.51%	97.93%	99.95%	91.73%	82.17%	0.00%	84.96%

\* Two years of Data for JRV



Monthly Water Usage Report													
2013-2014													
MG	Jul-13	Aug-13	Sep-13	Oct-13	Nov-13	Dec-13	Jan-14	Feb-14	Mar-14	Apr-14	May-14	Jun-14	Total
Rock Springs	347.007	318.252	192.424	112.508	100.932	111.544	113.182	99.305	105.342	109.612	201.763	280.553	2,092.424
Green River	181.576	164.006	89.947	41.011	36.428	41.124	42.227	39.666	42.162	47.154	93.511	143.097	961.909
Districts	21.364	19.952	13.794	7.346	5.956	6.645	6.524	5.842	6.301	6.671	10.585	15.246	126.226
Simplot	58.632	64.748	61.612	62.397	54.162	62.303	62.687	57.238	60.960	58.478	49.682	59.464	712.363
Total	608.579	566.958	357.777	223.262	197.478	221.616	224.620	202.051	214.765	221.915	355.541	498.360	3,892.922
2014-2015													
MG	Jul-14	Aug-14	Sep-14	Oct-14	Nov-14	Dec-14	Jan-15	Feb-15	Mar-15	Apr-15	May-15	Jun-15	Total
Rock Springs	331.509	261.627	220.018	132.940	108.453	103.525	109.407	93.375	110.125	117.855	150.629	248.23	1,987.693
Green River	162.161	117.288	89.446	41.013	29.946	30.527	32.091	26.898	31.799	37.121	49.400	118.263	765.953
Districts	18.458	13.576	11.794	7.695	6.341	6.568	6.973	6.235	7.020	7.209	7.782	14.201	113.852
Simplot	66.346	63.149	58.030	55.962	57.422	58.865	59.297	51.543	59.385	56.932	56.875	48.346	692.152
Total	578.474	455.640	379.288	237.610	202.162	199.485	207.768	178.051	208.329	219.117	264.686	429.04	3,559.650
2015-2016													
MG	Jul-15	Aug-15	Sep-15	Oct-15	Nov-15	Dec-15	Jan-16	Feb-16	Mar-16	Apr-16	May-16	Jun-16	Total
Rock Springs	274.922	291.115	237.927	148.072	97.926	99.069	107.150	93.531	95.789	94.019	119.799	267.575	1,926.894
Green River	146.134	148.553	106.755	54.991	30.861	30.820	31.674	28.409	30.294	29.909	42.402	142.812	823.614
Districts	16.155	17.136	13.426	8.854	6.688	6.523	6.277	5.711	5.996	6.511	6.849	16.553	116.679
Simplot	56.933	54.734	55.057	61.000	59.600	61.600	59.600	47.500	50.100	52.800	40.700	58.000	657.624
Total	494.144	511.538	413.165	272.917	189.137	198.012	204.701	175.151	182.179	183.239	209.75	484.940	3,518.873
2016-2017													
MG	Jul-16	Aug-16	Sep-16	Oct-16	Nov-16	Dec-16	Jan-17	Feb-17	Mar-17	Apr-17	May-17	Jun-17	Total
Rock Springs	309.889	290.981	202.275	107.290	88.538	96.268	100.408	85.569	97.466	93.233	163.278	270.620	1,905.815
Green River	158.403	146.979	93.946	38.187	28.795	29.750	35.697	32.934	25.393	29.230	66.247	141.932	827.493
Districts	18.618	17.452	11.776	7.166	6.574	7.607	8.072	7.071	7.390	7.376	10.211	17.862	127.175
Simplot	54.400	52.500	52.200	53.500	51.900	52.200	51.700	48.400	42.700	41.300	37.700	64.900	603.400
Total	541.310	507.912	360.197	206.143	175.807	185.825	195.877	173.974	172.949	171.139	277.436	495.314	3,463.883
2017-2018													
MG	Jul-17	Aug-17	Sep-17	Oct-17	Nov-17	Dec-17	Jan-18	Feb-18	Mar-18	Apr-18	May-18	Jun-18	Total
Rock Springs	321.168	276.420	206.831	105.899	93.787	95.935	96.626	87.639	98.474	102.285	168.811	254.065	1,907.940
Green River	161.945	135.055	87.630	32.245	28.451	30.831	27.573	24.988	28.117	33.069	82.786	137.566	810.256
Districts	20.892	17.919	9.963	8.278	7.061	7.849	7.090	6.026	7.216	6.79	9.794	17.618	126.496
Simplot	70.200	69.500	49.100	49.900	48.700	53.930	62.200	51.700	60.900	65.3	57.46	65.190	704.080
Total	574.205	498.894	353.524	196.322	177.999	188.545	193.489	170.353	194.707	207.444	318.851	474.439	3,548.772
2018-2019													
MG	Jul-18	Aug-18	Sep-18	Oct-18	Nov-18	Dec-18	Jan-19	Feb-19	Mar-19	Apr-19	May-19	Jun-19	Total
Rock Springs	282.152	261.118	216.180	99.276	82.071	83.392	87.793	80.136	95.361	100.678	120.749	219.943	1,728.849
Green River	166.497	150.940	120.126	31.76	27.945	28.722	33.459	28.696	31.698	30.289	61.085	129.219	840.436
Districts	24.787	22.240	18.434	8.383	7.644	8.116	8.418	8.103	9.141	8.279	10.85	18.807	153.202
Simplot	70.867	68.632	67.506	62.775	58.853	54.857	52.100	46.947	59.948	58.107	50.347	58.027	708.966
Total	544.303	502.930	422.246	202.194	176.513	175.087	181.770	163.882	196.148	197.353	243.031	425.996	3,431.453
2019-2020													
MG	Jul-19	Aug-19	Sep-19	Oct-19	Nov-19	Dec-19	Jan-20	Feb-20	Mar-20	Apr-20	May-20	Jun-20	Total
Rock Springs	301.893	290.598	195.583	96.264	85.043	89.037	91.676	86.425	87.348	96.773	221.449	255.337	1,897.426
Green River	158.791	153.008	109.649	39.694	33.236	31.337	36.014	34.746	32.855	39.639	124.03	123.911	916.910
Districts	24.241	23.216	17.921	10.116	9.436	8.752	9.571	9.476	10.588	11.714	22.133	21.294	178.458
Simplot	62.389	63.199	64.319	53.691	56.209	57.197	56.136	48.239	59.345	57.074	56.657	53.388	687.843
Total	547.314	530.021	387.472	199.765	183.924	186.323	193.397	178.886	190.136	205.2	424.269	453.93	3,680.637
2020-2021													
MG	Jul-20	Aug-20	Sep-20	Oct-20	Nov-20	Dec-20	Jan-21	Feb-21	Mar-21	Apr-21	May-21	Jun-21	Total
Rock Springs	314.545	315.705	192.766	119.760	85.174	86.087	83.492	78.236	93.449	93.172	172.316	294.149	1,928.851
Green River	160.928	161.624	77.592	43.682	27.249	29.296	30.812	26.518	28.601	34.94	96.833	147.965	866.04
Districts	28.596	29.853	18.461	11.663	8.099	8.023	8.301	7.699	7.998	8.782	14.838	23.608	175.921
Simplot	60.03	55.497	50.749	59.219	58.513	60.871	55.615	59.185	58.710	59.775	50.57	54.302	683.036
Total	564.099	562.679	339.568	234.324	179.035	184.277	178.220	171.638	188.758	196.669	334.557	520.024	3,653.848
2021-2022													
MG	Jul-21	Aug-21	Sep-21	Oct-21	Nov-21	Dec-21	Jan-22	Feb-22	Mar-22	Apr-22	May-22	Jun-22	Total
Rock Springs	307.484	251.950	202.253	105.622	86.314	86.984	89.962	80.090	90.068	92.687	152.594	260.608	1,806.616
Green River	159.391	140.047	99.417	37.470	26.508	27.991	28.630	25.687	27.666	27.522	66.486	129.974	787.789
Districts	25.108	21.203	16.694	10.089	7.571	8.321	8.721	8.054	9.250	8.599	13.384	19.914	156.908
Simplot	64.031	67.441	60.461	68.116	60.151	65.085	64.514	54.401	65.859	56.817	40.114	57.565	724.555
Total	556.014	480.641	378.825	221.297	180.544	188.381	191.827	168.232	192.843	185.625	272.578	459.061	3,475.868
Four Year Average*													
Rock Springs	304.940	285.960	202.840	105.300	86.519	88.613	89.897	83.109	93.658	98.227	170.831	255.874	1,860.008
Green River	162.040	150.157	98.749	36.845	29.220	30.047	31.965	28.737	30.318	34.484	91.184	134.665	848.774
Districts*	25.875	25.103	18.272	10.054	8.393	8.297	8.763	8.426	9.242	9.592	15.940	21.236	165.830
Simplot	65.872	64.207	57.919	56.396	55.569	56.714	56.513	51.518	59.726	60.064	53.759	57.727	676.072
Total	558.726	525.427	377.780	208.595	179.701	183.670	187.137	171.790	192.944	202.367	331.714	469.502	3,550.684
Percent of Four Year Average													
Rock Springs	100.83%	88.11%	99.71%	100.31%	99.76%	98.16%	100.07%	96.37%	96.17%	94.36%	89.32%	101.85%	97.13%
Green River	98.37%	93.27%	100.68%	101.70%	90.72%	93.16%	89.57%	89.39%	91.25%	79.81%	72.91%	89.83%	92.81%
Districts	97.04%	84.46%	91.36%	100.35%	90.21%	100.29%	99.52%	95.59%	100.08%	89.65%	83.96%	93.77%	94.62%
Simplot	97.21%	105.04%	104.39%	120.78%	108.25%	114.76%	114.16%	105.60%	110.27%	94.59%	74.62%	99.72%	107.17%
Total	99.51%	91.48%	100.28%	106.09%	100.47%	102.56%	102.51%	97.93%	99.95%	91.73%	82.17%	97.78%	97.89%

\* Two years of Data for JRV



## Board Resolution

Effective Date: July 1, 2022

Subject: FY 2023 Budget

Resolution No: 23-01

---

WHEREAS, the City of Green River Wyoming – City of Rock Springs Wyoming – Sweetwater County Wyoming – Joint Powers Water Board (Board) is a public entity, and subject to Wyoming statutes and laws; and

WHEREAS, the Board has prepared and hereby presents to the public a FY 2023 Operations and Capital Improvements Budget, to which budget it shall adhere as prescribed by Wyoming statutes and laws.

NOW, THEREFORE, BE IT HEREBY RESOLVED that the Board has set the following financial parameters and budget for the payment of goods, services, labor and other expenses in the pursuit of accomplishing the mission of the Board:

- 1) The Board's FY 2023 expenses are limited to and shall not exceed: \$ 11,987,488.
- 2) The Board shall derive revenues from the sale of water, the interest gained from cash reserve accounts, proceeds from grants and/or loans, and other income. Anticipated total revenues are: \$ 8,992,936.
- 3) Such funds from the cash reserve accounts that are necessary to result in a balanced FY 2023 budget at the conclusion of FY 2023 are set as follows:
  - a. From the Capital Improvement Reserve WTP: \$ 488,000
  - b. From the Depreciation Reserve: \$ 505,000.
  - c. From the Debt Reserve: \$1,661,462.
  - d. From the Amelioration Reserve: \$ 340,090.
- 4) No funds will be spent from the Board's City of Rock Springs or the City of Green River Capital Improvement Funds.

Based on the above revenues, cash reserve account transfers, and expenditures, no appropriations are made in excess of the expendable revenues of the Board for FY 2023 [revenues + account transfers + grants + loan proceeds – expenses = \$0.00], as required by applicable Wyoming Statutes.

BE IT FURTHER RESOLVED that the above stated amounts shall comprise the Board's FY 2023 Operating and Capital Improvements Budget, which shall remain in full effect until the completion of FY 2023, or until future resolutions may revoke or amend this resolution.


DATED this 14<sup>th</sup> day of July 2022.

---

Terry Leigh, Chairman

ATTEST:

---



# Board Resolution

**Effective Date:** September 17, 2015

**Subject:** Statement of Investment Policy

**Resolution No:** 16-01

---

WHEREAS, the City of Green River, Wyoming – City of Rock Springs, Wyoming – Sweetwater County, State of Wyoming Joint Powers Water Board desires to maintain a clear, concise, and direct Investment Policy; and

WHEREAS, the Board is dedicated to management and investment of its funds at all times in accordance with the laws, rules, and regulations of the state of Wyoming; and

WHEREAS, the Board therefore updates its Investment Policy from time to time.

NOW, THEREFORE, BE IT RESOLVED as follows:

It is the policy of the Joint Powers Water Board to invest public funds in a manner which will provide a reasonable rate of return while assuring principal security, meeting cash flow requirements of the Board, and conforming to all state laws and regulations governing the investment of public funds.

Investments shall be made with judgement and care, with prudence and discretion, with management for investment and not for speculation. Consideration for probable safety of capital as well as probable income shall prevail.

The standard of prudence shall be the “prudent person” standard and shall be applied to the management of the overall investment portfolio. Board members and authorized Board employees following these guidelines shall be relieved of personal responsibility for an individual security’s investment risk or market value changes.

The primary objectives of the Board’s investment decisions shall be:

1: **Safety.** Safety of principle is the main objective of the investment program. Investments shall be made in a manner that aims to ensure the preservation of capital. To attain this objective diversification is recommended so that losses on individual investments do not exceed the income generated by the portfolio.

2: **Liquidity.** Cash reserves in amounts sufficient to meet all operating expenditures that may be reasonably anticipated, plus an additional amount sufficient to defray the immediate costs that may result from an unanticipated emergency or catastrophic

event, shall be maintained. Funds invested by the Board shall not include or impinge on these cash reserves.

3: **Yield.** The portfolio shall be managed with the objective of a **reasonable rate of return**, considering market conditions, throughout the life of the investment program, taking into account the legal and risk restraints and the cash flow requirements of the Board.


**Authority to manage the Board's investment program is vested solely in the Board. By separate resolution the Board may delegate limited or general investment program management authority to the General Manager.**

Collateral will be required from the depository bank to secure all certificates of deposit and other authorized investments of the Board that are not protected by FDIC Deposit Insurance or federal government guarantees. In order to provide a level of security, the certificates of deposit and investments not protected by **FDIC Insurance** or other government guarantees shall be **collateralized at 102%** of the value held by the depository bank.

All securities purchased shall be held in safekeeping by a third party custodian bank that is authorized to hold public entity securities and investments by the State of Wyoming.


The Board's investment strategy shall be active in nature. It is the intent of the Board that securities purchased will generally be held until maturity. **The Investment Policy shall be reviewed annually by the Board. Portfolio performance shall be reviewed no less than once per year.** The Board reserves the right to review and to revise this Investment Policy at any time, and upon adoption of this investment Policy, all previously adopted Investment Policies are revoked.

Dated this 30 day of September, 2015.

  
\_\_\_\_\_  
Don Hartley, Chairman  
Joint Powers Water Board

Attest:

  
\_\_\_\_\_  
Jane Fillmore, Board Secretary and Treasurer



# Board Resolution

**Effective Date:** September 17, 2015

**Subject:** Delegation of Investment Authority to the General Manager

**Resolution No:** 16-02

---

WHEREAS, the City of Green River Wyoming – City of Rock Springs Wyoming – Sweetwater County Wyoming – Joint Powers Water Board (Board) is a public entity, and subject to Wyoming statutes and laws; and

WHEREAS, the Board adopted an Investment Policy at a regular monthly meeting held on September 17, 2015; and

WHEREAS, in the newly adopted Investment Policy the Board reserved unto itself management authority over Board investments and also reserved the option of delegating limited or general investment program management authority to Joint Powers Water Board's General Manager; and

WHEREAS, the Board now wants to delegate limited Board investment program management authority to the General Manager.


NOW, THEREFORE, BE IT HEREBY RESOLVED that the Joint Powers Water Board General Manager is hereby granted the following management authority over and in connection with the Board's investment program and the Board's investments:

- 1) To the extent permitted by Wyoming Statute § 9-4-831 and Joint Power Water Board's current Investment Policy the General Manager is authorized to invest in the following types of securities:
  - a. United States treasury bills, and like investments
  - b. Bonds, notes, or any other security issued or guaranteed by the federal government
  - c. Mortgage backed securities guaranteed or backed by the United States
  - d. A commingled fund of securities as allowed by State law if the securities are held by a bank
  - e. Certificates of deposit in institutions authorized by the Board
  - f. Any other investments authorized by the State of Wyoming
- 2) All withdrawals from Board investment accounts shall be made by the General Manager.
- 3) Securities may be sold at either a gain or loss prior to maturity if the General Manager deems the sale in the best interest of the investment portfolio.




The authority hereby granted to the General Manager shall continue until revoked or modified by the Board.

DATED this 30 day of September 2015

  
Donald Hartley, Board Chairman

ATTEST:

  
Jane Fillmore, Board Secretary and Treasurer

## Financial Portfolio

As of May 31, 2022

Account No. / Financial Institution	Account Type	Interest Rate/Term	Maturity Date	Amount (5/31/21)	Amount (5/31/22)
10-039 · RSNB General Funds	Checking			375,458.38	2,154,331.64
10-042 · RSNB CD G/F	CD # 10005770	0.35% for 12 mo.	7/2/22	272,348.97	273,507.68
10-042 · RSNB CD 10006372	CD # 10006372	0.55% for 24 mo.	12/18/2022	1,502,034.25	1,510,312.49
10-042 · RSNB CD 10006373	CD # 10006373	0.65% for 36 mo.	12/18/2023	2,504,006.85	2,520,322.62
RSNB TOTAL:				4,653,848.45	6,458,474.43
Percent of JPWB TOTAL:				32%	49%
10-049 · Commerce Bank Money Market	Money Market	0.25%	N/A	3,239,712.06	1,247,382.18
Commerce Bank TOTAL:				3,239,712.06	1,247,382.18
Percent of JPWB TOTAL:				22%	9%
10-053 · Uinta Bank CD 1825	CD # 1825	0.30% for 24 mo.	12/16/2022	554,580.05	555,382.58
10-052 · Uinta Bank CD 1824	CD # 1824	0.40% for 48 mo.	12/16/2024	1,000,000.00	1,001,929.70
10-004 · Uinta - MM General Funds 12300786	Money Market	0.25%	N/A	583,368.20	84,401.75
10-050 · Uinta Bank - Money Market	Money Market	0.25%	N/A	262,456.99	0.00
10-051 · Uinta Bank Repo	Money Market	0.25%	N/A	287,121.51	0.00
10-407 · Uinta - MM - WWDC 12300794	Money Market	0.25%	N/A	1,084,684.37	1,086,855.71
10-911 · Rock Springs Cap Imp	Money Market	0.25%	N/A	881,035.95	1,028,606.98
10-921 · Green River Cap Imp	Money Market	0.25%	N/A	142,297.50	142,582.37
Uinta Bank TOTAL:				4,795,544.57	3,899,759.09
Percent of JPWB TOTAL:				33%	29%
10-075 · Wyo Gov't. Investment Fund	Investment			58,508.79	Acnt Closed
Percent of JPWB TOTAL:				0.4%	
10-080 · Multi-Bank Investments-at market	Investment	( FY22 ROI=1.46%)		1,799,778.90	1,694,796.49
Percent of JPWB TOTAL:				12%	13%
JPWB CHECKING /SAVINGS TOTAL:				14,547,392.77	13,300,412.19

See Note

*Note: Monies from Commerce & Uinta MM's have been transferred to checking account to make construction progress payments.*

*Approximately \$1.28M in project costs remain as of 5/31/22*



MULTI-BANK SECURITIES, INC.®

1000 Town Center  
Suite 2300  
Southfield, Michigan 48075  
PHONES: (800) 967-9045  
(248) 291-1100  
FAX: (248) 291-1101

## Account Position Report

Account :GR-RS-SC Joint Powers Water Board

Contact :Bryan Seppie  
Phone :+1 (307) 875-4317  
Fax :

2400 E. Commercial Blvd.  
Suite 812  
Ft. Lauderdale, Florida 33308  
PHONES: (800) 967-9045  
(954) 351-6930  
FAX: (954) 351-9197

<u>Position</u> <u>Type</u>	<u>Security Description</u>	<u>CUSIP</u>	<u>Maturity</u> <u>Date</u>	<u>Coup</u> <u>Rate</u>	<u>Customer</u> <u>Reference Number</u>	<u>Current</u> <u>Price</u>	<u>Market</u> <u>Value</u>	<u>Quantity</u>
Security	MEDALLION BK SALT	58404DGF2	8/25/2022	1.55000		99.962	\$124,952.500	125,000
Security	UNITED STS TREAS NTS	91282CAR2	10/31/2022	0.12500		99.345	\$124,181.250	125,000
Security	UNITED STATES TREAS	912828Z29	1/15/2023	1.50000		99.406	\$109,346.600	110,000
Security	MORGAN STANLEY	61768EBA0	2/27/2023	1.75000		99.616	\$124,520.000	125,000
Security	MORGAN STANLEY	61760AYA1	4/4/2023	2.75000		100.197	\$98,193.060	98,000
Security	FLAGSTAR BK FSB TROY	33847E3E5	5/1/2023	1.00000		98.735	\$143,165.750	145,000
Security	UNITED STS TREAS NTS	91282CDR9	12/31/2023	0.75000		96.742	\$120,927.500	125,000
Security	BMW BK NORTH AMER	05580AZV9	5/21/2024	0.30000		94.884	\$118,605.000	125,000
Security	UBS BK USA SALT LAKE	90348JN30	6/24/2024	0.35000		94.654	\$118,317.500	125,000
Security	UBS BK USA SALT LAKE	90348J3M0	11/25/2024	3.00000		99.537	\$124,421.250	125,000
Security	JPMORGAN CHASE BK NA	48128UJG5	8/14/2025	0.35000		92.405	\$115,506.250	125,000
Security	TEXAS EXCHANGE BK	88241TJJ0	10/23/2025	0.60000		91.119	\$91,119.000	100,000
Security	FEDERAL HOME LN BKS	3130AND56	8/10/2026	0.25000		94.232	\$117,790.000	125,000
Security	FEDERAL HOME LN BKS	3130ANRV4	9/9/2026	0.65000		93.400	\$116,750.000	125,000
Security	FNMA GTD MTG PASS	3138EPYS7	7/1/2035	2.50000		92.126	\$34,150.880	250,000

### **THIS IS NOT A STATEMENT -**

This screen or report should not be used as a replacement for your account statements from the custodian, safekeeping party, or other party that holds your investments. Multi-Bank Securities, without conducting any investigation or due diligence, knows of no reason to consider this information unreliable, but nevertheless makes no guarantee of reliability. Please confirm all information before investing or entering into any other transaction. Multi-Bank Securities provides this information with all faults, and the entire risk as to satisfactory quality, performance, accuracy, and effort is with the user. This is neither an offer to purchase nor a solicitation to sell any securities and is used for informational purposes only.

Member of FINRA & SIPC; MSRB

<u>Position</u>			<u>Maturity</u>	<u>Coup</u>	<u>Customer</u>	<u>Current</u>	<u>Market</u>	
<u>Type</u>	<u>Security Description</u>	<u>CUSIP</u>	<u>Date</u>	<u>Rate</u>	<u>Reference Number</u>	<u>Price</u>	<u>Value</u>	<u>Quantity</u>
		Weighted Avg Coupon :		1.23	TOTAL :		\$1,681,946.54	1,953,000
	Broker : Charles M. Kipp							
	Phone : +1 (800) 317-2631							
	Fax : +1 (248) 291-1101							
	Email : ckipp@mbsssecurities.com							

**THIS IS NOT A STATEMENT -**

This screen or report should not be used as a replacement for your account statements from the custodian, safekeeping party, or other party that holds your investments. Multi-Bank Securities, without conducting any investigation or due diligence, knows of no reason to consider this information unreliable, but nevertheless makes no guarantee of reliability. Please confirm all information before investing or entering into any other transaction. Multi-Bank Securities provides this information with all faults, and the entire risk as to satisfactory quality, performance, accuracy, and effort is with the user. This is neither an offer to purchase nor a solicitation to sell any securities and is used for informational purposes only.

**Member of FINRA & SIPC; MSRB**