

CONTACT REPAIR HOTLINE

HOME **SEARCH FIXES** SERVICE MANUALS MAINTENANCE ESTIMATING HOTLINE MY SHOP BOOKMARKS

Search Information Available Can't Find Service Manual Info? New Vehicle Payment Settings Referral Logout

Post Fix

2008 Pontiac G8 GT 6.0L, V8, VIN Y, Des L76, 16V, OHV, USA/Canada

Chris Lentz - Shadetree Automotive

Hotline Archive *With Service Manual d*

<< **Bookmark** **Print Preview** ▼ **Print** ▼

Number: 626877

Vehicle Application: 2008 G8 6.0

Customer Concern: Tow in, no crank, no start. No MIL or fuel pump operation at key on, engine off. No communication with the Engine Control Module (ECM). Body Control Module (BCM) DTC U0100 Transmission Control Module (TCM) DTC U0100

Average Reported Mileage: 131750

Tests/Procedures:

1. Locate and disconnect the Mass Air Flow (MAF) Sensor.
2. At key on, check for 5 volts on the Yellow wire.
3. If no voltage is measured on the Yellow wire, check for battery voltage at the ECM on the Orange/Black wire at pin 20 in the X1 connector.
4. If no voltage is present, check the ECM BATT Fuse F10 in the rear fuse block above the battery.
5. If OK, check for battery voltage at the Orange/Black wire at pin 26 in the X206 connector in the right side kick panel.
6. If no voltage is present, locate and repair the open circuit between the ECM BATT Fuse F10 in the rear fuse block above the battery and pin 26 in the X206 connector in the right side kick panel.

Author: [Lyn Knowlen](#)




Related Document(s): [Connector X206 Location 08 G8](#)
[Connector X206 End View 08 G8](#)

Diagnostic Codes [U0100](#)

Potential Causes  *With Service Manual diagrams, components, TSBs, and R&R procedures*
[Engine Control Module \(ECM\) Power](#)

Confirmed Fix Summary  *With Service Manual diagrams, components, TSBs, and R&R procedures*
 [1 - Repaired Engine Control Module \(ECM\) Power Wiring](#)

Confirmed Fix Details

	Tech	Reported Fix Details	 Confirmed Fix
1	Seth Weaver October 22, 2018	 2008 Pontiac G8, GT 6.0L, V8, VIN Y, Des L76, 16V, OHV, USA Engine Control Module (ECM) Power Wiring - The Orange/Black wire had a bad connection at the Fuse Block. 131,750 miles	 Repaired Engine Control Module (ECM) Power Wiring

 - Confirmed Fix - Exact Vehicle Match  - Confirmed Fix - Similar Vehicle Match

What Fixed It ?

Please describe what was done to fix the vehicle you were working on.

300 characters left

[Posting Guidelines](#)

Example 1: **Replaced fuel pump**
Example 2: **Cleaned Throttle Body**

If the problem you were fixing is **NOT** the same as the problem described in the "Customer Concern" please use the [Post Fix](#) link to share your fix.

Training Toolbox

Still need help? Click here to access the [Hotline Call Request Form](#) to schedule a call from one of our Carline Specialists.

Comments may be posted publicly with your username.

[New Vehicle](#) [Referral](#) [Help](#) [Logout](#) [FAQ](#) [Contact Us](#) [Privacy Notice](#) [Español](#) [Français](#)
Copyright 2001 - 2022 Identifix, Inc. All rights reserved. Use of this online service is subject to [Terms of Use](#)

Training Toolbox