

CONTACT REPAIR HOTLINE

HOME **SEARCH FIXES** SERVICE MANUALS MAINTENANCE ESTIMATING HOTLINE MY SHOP BOOKMARKS

Search Information Available Can't Find Service Manual Info? New Vehicle Payment Settings Referral Logout

Post Fix

2008 Pontiac G8 GT 6.0L, V8, VIN Y, Des L76, 16V, OHV, USA/Canada

Chris Lentz - Shadetree Automotive

Hotline Archive *With Service Manual d*

<< **Bookmark** **Print Preview** ▼ **Print** ▼

Number: 459899

Vehicle Application: 2008 Enclave 3.6 2008 G8 6.0
2008 G8 3.6 2009 G8 6.0
2009 G8 3.6 2009 G8 6.2

Customer Concern: Very intermittently the vehicle will not start. Engine Control Module (ECM) DTC's P0500, P0575, P0700, P0856, P2544, U0073, U0101, U0121, U0140


Average Reported Mileage: 110384



Tests/Procedures:

1. The vehicle can only be diagnosed when in the failure mode. If the vehicle starts and runs normally, do not continue diagnosis.
2. When in the no start, no crank mode, check for communications with all modules.
3. Determine what is functioning properly on the Instrument Panel Cluster (IPC). Specifically the fuel gauge display, odometer and the air bag light. Also check the radio for function.

Author: [Jim Watson](#)

Diagnostic Codes [P0500](#)
[P0575](#)
[P0700](#)
[P0856](#)
[P2544](#)
[U0073](#)
[U0101](#)
[U0121](#)
[U0140](#)

Potential Causes  **With Service Manual diagrams, components, TSBs, and R&R procedures**
[Module On The Class 2 Data Line](#)
[Modules On The Controller Area Network \(CAN\)](#)

Confirmed Fix Summary  **With Service Manual diagrams, components, TSBs, and R&R procedures**
 **Confirmed Fix**
[5 - Replaced/Repaired Underhood Electrical Center](#)
[4 - Replaced Engine Control Module \(ECM\)](#)
[3 - Replaced Alternator](#)
[1 - Replaced Battery Ground Cable](#)
[1 - Replaced Key Fob Battery](#)

Confirmed Fix Details

	Tech	Reported Fix Details	 Confirmed Fix
1	Glenn Alexander May 8, 2019	 2011 Chevrolet Malibu, LTZ 3.6L, V6, Gas, VIN 7, Des LY7, 24V, USA * Underhood Electrical Center	Replaced Underhood Electrical Center
2	LLOYDSAUTOGG November 14, 2018	 2007 Saturn Outlook, XE 3.6L, V6, USA * Underhood Electrical Center	Repaired Underhood Electrical Center
3	Freddie Kish October 11, 2017	 2009 Pontiac G8, 3.6L, V6, VIN 7, Des LY7, 24V, DOHC, USA * Underhood Electrical Center	Replaced Underhood Electrical Center
4	Jay Spann December 13, 2016	 2009 Pontiac G8, 3.6L, V6, VIN 7, Des LY7, 24V, DOHC, USA * Underhood Electrical Center	Replaced Underhood Electrical Center
5	Bobby Brooks February 23, 2012	 2009 Pontiac G8, 3.6L, V6, VIN 7, Des LY7, 24V, DOHC, USA * Underhood Electrical Center 55,769 miles	Replaced Underhood Electrical Center

Training Toolbox

Tech	Reported Fix Details	Confirmed Fix
1 Office March 29, 2019	Ⓞ 2008 Buick Enclave, CXL 3.6L, V6, USA * Engine Control Module (ECM) - Look for CEL KOEO, mine was off. Installed a USED ECM from identical vehicle did not need flash from dealer. Still no start, but CEL on, did the 30 minute key relearn (on/off 10 minute cycles) to make it start, and then a ckp relearn. Runs great, VIN is wrong in scanner but no codes. Runs good	Replaced Engine Control Module (ECM)
2 Precision Tune Auto 3 August 19, 2021	Ⓞ 2008 Chevrolet Corvette, 6.2L, V8, VIN W, Des LS3, USA * Engine Control Module (ECM)	Replaced Engine Control Module (ECM)
3 Chris Bolen May 31, 2019	Ⓞ 2008 Cadillac CTS, 3.6L, V6, VIN 7, Des LY7, USA * Engine Control Module (ECM)	Replaced Engine Control Module (ECM)
4 Kevin Kincade February 8, 2016	Ⓞ 2009 Pontiac G6, GXP 3.6L, V6, Gas, VIN 7, Des LY7, 24V, DOHC, USA * Engine Control Module (ECM)	Replaced Engine Control Module (ECM)
1 CKMAUTO1 June 5, 2018	Ⓞ 2011 Chevrolet Camaro, SS 6.2L, V8, VIN W, Des LS3, 16V, OHV, USA * Alternator - used a charging system analyzer and it said the diodes were good, used a lab scope and diodes were bad	Replaced Alternator
2 Bim Broussard September 13, 2018	Ⓞ 2007 Saturn Outlook, XR 3.6L, V6, USA * Alternator	Replaced Alternator
3 Joe Villarreal April 25, 2016	Ⓞ 2009 Chevrolet Corvette, 6.2L, V8, Asp N, VIN W, Des LS3, USA * Alternator	Replaced Alternator
1 Arnold Reyna August 30, 2017	Ⓞ 2009 Chevrolet Malibu, LT 3.6L, V6, Gas, VIN 7, Des LY7, 24V, DOHC, USA * Battery Ground Cable	Replaced Battery Ground Cable
1 Todd Gehring February 12, 2013	Ⓞ 2008 Chevrolet Corvette, 6.2L, V8, VIN W, Des LS3, USA * Key Fob Battery - Vehicle displayed "No Fob Found" message. No DTC. No door locks, trunk release operation. Key fobs button INOP. Vehicle was a no start - no crank. Measured battery voltage on key fob 1 = 2.6v. Replaced battery and vehicle started. Fob 2 b+ = 0.1v. Replaced fob 2 starts vehicle. 4ths of a volt...	Replaced Key Fob Battery

Ⓞ - Confirmed Fix - Exact Vehicle Match

Ⓞ - Confirmed Fix - Similar Vehicle Match

* - Indicates a Similar Vehicle - Not an exact match to the vehicle selected

What Fixed It ?

Please describe what was done to fix the vehicle you were working on.

Example 1: **Replaced fuel pump**
 Example 2: **Cleaned Throttle Body**

If the problem you were fixing is **NOT** the same as the problem described in the "Customer Concern" please use the [Post Fix](#) link to share your fix.

Still need help? Click here to access the [Hotline Call Request Form](#) to schedule a call from one of our Carline Specialists.

300 characters left

[Posting Guidelines](#)

Comments may be posted publicly with your username.

[New Vehicle](#) [Referral](#) [Help](#) [Logout](#) [FAQ](#) [Contact Us](#) [Privacy Notice](#) [Español](#) [Français](#)

Copyright 2001 - 2022 Identifix, Inc. All rights reserved. Use of this online service is subject to [Terms of Use](#)

Training Toolbox