













# EM VORTEX Peripherals Controller Main Board / Power Supply Model Chart



Model	EM Power Supply Lite	EM Power Supply STD	EM Power Supply PRO
EM VORTEX P/C Lite	 Recommended	 Recommended	 Compatible
EM VORTEX P/C STD	 Recommended	 Recommended	 Compatible
EM VORTEX P/C PRO	 Not Recommended	 Not Recommended	 Recommended
EM VORTEX P/C DX	 Not Recommended	 Not Recommended	 Compatible

This chart is aimed at helping you decide which power supply is right for which Main Board you are using. Please consult the model documentation manual for all feature and specification differences between all models.

**Please Note:** While all power supply options are compatible with all boards, some are better suited for smaller/larger systems, and it is important you consider the power requirements and features you need for your system before making a selection. If you so choose to not use a power supply, please ensure that your input voltage range is between 10-13V. Thank you!