





Using the Behavior Blocks in the Classroom

It's clean-up time and one child refuses to help pick up toys. What do you do?

A 3yr old demands the tricycle that another child is riding. What do you do?

It's time to leaving the playground, but a child refuses to leave and runs when you go near. What do you do?

Try using the "Behavior Blocks", a series of simple steps that make up your discipline plan. When facing any stressful situation, we usually do better if we have a plan to follow. That's why we have fire drills, so we will know exactly what to do if there's a fire. While not as "alarming" as a fire, dealing with an uncooperative preschooler can certainly be stressful! Few of us do our best problem solving when we are faced with a stressful situation. If you have specific steps already in mind, you won't have to make it up on the spot. Having a plan in place allows you to respond calmly and maintain control. When discipline is calm, consistent, and predictable, children are much less likely to test the limits.

Blue  Great Job!	
Green  Good Day!	A small piece of paper with child's name and photo placed here to keep track.
Yellow  Think about it...	
Orange  Note Home	
Red  Office	

Please place in a inconspicuous place.

1. All students begin on green-ready to learn and ready for a good day.
2. If a child's behavior is above and beyond expectations move to blue (ie helping a friend, cleaning up a mess that they didn't make, etc) A Note Worthy Behavior slip is sent home. YAY!
3. If a child need redirection picture moves to yellow child has a warning and is talked to by teacher.
4. Continued disrespect, picture move to orange. Child is separated from the group and a note is sent home. ***Be sure to take a photo of the note before it's given to parent.***
5. If a child sill continues on the path of disrespect, child then is sent to the office. ***Add this information to the note and retake picture of said note.***

Please note that some actions my result in an immediate move to red:

*bodily harm to self, other student, teacher

*Self endangerment (ie...running away)