

I N N O V A T I O N S 2 0 2 6

GB

think **NEW.**
make **BETTER.**
reach **MORE.**

nolte
KÜCHEN



think
NEW.
make
BETTER.
reach
MORE.



This motto is our way of welcoming you to see the world of Nolte with different eyes: We have thought of *NEW* improvements to time-tested designs to make them even *BETTER* – and give you even *MORE* options. For your customers that means, first and foremost: more convenience, more versatility, more inspiration.

Our new and improved surface **anti-fingerprint 2.0** makes everyday life so much simpler. Any traces left over from cooking disappear practically on their own – clean, effortless, residue-free. Enjoy surfaces that make kitchens gleam – available in PERFECT PLUS and FLAIR.

Our **mat lacquer concept** has also grown, offering new fronts, new colours and new opportunities. A base thickness of 22 mm for framed fronts ensures stability and durability. Fashionable colours like **greige** and **cashmere** create greater freedom of design. All mat lacquer colours are also available as **SCHÖNER WOHNEN wall paints** and as **mat lacquer handles** – for a fully coordinated interior design concept that looks as if it were made “from a single piece”.

On top of that, our premium segment **nolteneo** now features a brand-new genuine wood concept. The three ranges **neoFLAT**, **neoSLIM** and **neoLINE** feature classy wooden hues that radiate warmth and comfort. Combine genuine wood with mat lacquer for an ambiance that brings together modern design and natural flair.

All these different new features have something in common: timeless designs, customisable combination options and high-quality materials perfect for everyday use. So you can plan kitchens that don't just impress customers today but are guaranteed to last.

Dive in and let us inspire you – with our 2026 innovations!


Rüdiger Schliekmann


Manfred Wippermann


Heiko Maibach

A close-up photograph of several walnut shells and a few green leaves. The shells are dark brown with a prominent, cracked, and veined texture. The leaves are a deep green color with some brown edges, suggesting they are slightly aged or damaged. The lighting is dramatic, highlighting the intricate patterns on the shells and the veins on the leaves.

Walnut **havana**


A whisper from far-away lands, captured in wood. Deep, warm hues, veined with a soft grain. Light and shadow in mat interplay, radiating tranquillity. For kitchens that breathe timeless elegance.



MANHATTAN
Walnut havana
SOFT LACK
Cashmere soft mat

With walnut havana, we are adding a new decor in price group 1 to the MANHATTAN family. This expands our range of authentic-seeming reproductions with a wood hue that looks warmer and darker.

Combined with cashmere soft mat, one of the new colours from the mat lacquer concept, this creates a balanced contrast: vivid wood meets soft, mat colours, creating a contemporary interpretation that combines modern elegance with a cosy ambiance.



MANHATTAN 48W Walnut havana
 SOFT LACK 76D Cashmere soft mat
 WORKTOP E47 Walnut havana
 COUNTERTOP C34 Sahara travertine



Authentic. Versatile.
Sophisticated.





A cosy addition:
The lowboard in walnut havana and cashmere soft mat picks up on the materials used in the kitchen design and combines them to create a beautifully-coordinated overall image. This elegant solution visually connects the kitchen and living room.



The new decor sahara travertine is used as a round countertop element in this design, bringing a light elegance to the room with its delicate texture inspired by nature. The combination with SOFT LACK cashmere soft mat creates a harmonious interplay of perfectly coordinated light natural stone hues and soft colours.



The new, two-door buffet cabinet fits seamlessly into the tall unit run, providing valuable storage space for dishes, glasses or electrical appliances. Optional accessories like LED lighting, glass shelves and pull-out shelves make this design even more convenient and the ambiance even more cosy.

This unit is designed for mounting on top of a base unit and will impress customers with its high-quality craftsmanship: 16 mm bottom and top shelf, a stable back panel and 25 mm thick adjustable shelves guarantee reliability and durability. The unit comes with an integrated double socket by default.

MANHATTAN

Walnut havana

SOFT LACK

Cashmere soft mat





Mat lacquer **concept**

Soft mat surfaces, velvety feel. New shapes, new colours, new possibilities. Perfection down to the smallest detail, in any style – from minimalism to charming classic looks.



**NEW
22 mm**


*More strength.
More design.
More possibilities.*

The new front thickness of 22 mm gives our mat lacquer bases strength that you can see and feel. The increased material thickness ensures greater stability and durability – even for large fronts. Each front is lacquered on all sides, including the back, creating perfect surface quality and amazing durability.

The models EVORA LACK, RAVENNA LACK and WINDSOR LACK now benefit from this technical improvement, offering even greater value and planning reliability.

EVORA LACK

A delicate 10 mm frame with a soft bevel, conical toward the inside (inside 13 mm) for subtle and elegant lines.



WINDSOR LACK

Our classic country style front with its distinctive framed profile now with increased front thickness – for even greater value and presence.



RAVENNA LACK

A wide 73 mm frame in clean, straight-lined design – for a timeless, distinctive appearance.



Clarity *in shape
and colour.*


EVORA LACK *Greige soft mat*

With its delicate framed design, EVORA LACK shows how expressive minimalist design can be thanks to subtle details. The new 22 mm thick base complements the mat lacquer concept with a particularly high-quality front. The narrow frame with its delicate bevel creates an elegant interplay of light and shadow. The new trend colour greige soft mat radiates cosiness and sophistication at once.

Combined with the surrounding elements in noce marone with synchronised pores that create an authentic wood look, the room becomes a stage for an unfolding interplay of warm wood hues and classy mat colour, entering into an elegant balance.

MATRIXART800
by **noite KOCHEN**

EVORA LACK J43 Greige soft mat
SURROUNDING ELEMENTS NM1 Noce marone
WORKTOP Z13 Cement grey agate



Be it with a handle or handleless with push-to-open – EVORA LACK opens up flexible options for design. The front is lacquered on all sides, creating a high-quality appearance all around.





Matrix800 is being expanded with pull-out units in a height of 400 mm. These open up new options for planning kitchens and adjacent living rooms – with fully consistent lines.

Tone-in-tone for subtle highlights: The mat lacquer handle in greige melds beautifully into the front design with its restrained look, strengthening the tranquil, minimalist flair.



The new LED control system features even more power (36 W and 72 W), integrated ZigBee and Bluetooth technology and an elegant black 4-channel remote control.

EVORA LACK

Greige soft mat


The seating area in noce marone shows just how much a sophisticated design can add to the kitchen space. The authentic wood decor with its synchronised pore surface adds a touch of natural warmth to the space, while the integrated bench makes the area an inviting haven of relaxation. Open shelf units with lighting integrated in the sides create highlights and offer beautiful mood lighting.





One handle.
Twenty options.

Perfect expansion of the mat lacquer concept.



Colour as a statement.




SOFT LACK
Henna red soft mat
LEAF
Noce marone

Unique details define this exceptional design. The wall units and the sideboard in **SOFT LACK** henna red create colourful eye catchers, complemented perfectly by the **SCHÖNER WOHNEN** wall paint in the original henna red hue. All mat lacquer colours are also available as wall paints, making it possible to create fully coordinated room concepts for a well-balanced design. Side and appliance housing units in **LEAF** noce marone add a touch of tranquillity and warmth with their subtle dark wood look. The new mat lacquer handles in sepia brown and henna red top off the all-over mat lacquer look.



SOFT LACK 765 Henna red soft mat
LEAF 840 Noce marone
WORKTOP C35 Terra lava





The sideboard in SOFT LACK henna red picks up on the colour design of the kitchen and is complemented beautifully by the mat lacquer handle in the identical colour.

The new bottom shelf lighting provides an impressive 10% increase in brightness while consuming around 30% less power – a clear advantage from a sustainability perspective. With a thickness of only 16 mm, the profile is significantly narrower and available in a modern black.



LEAF in noce marone adds a touch of natural warmth to the design with its subtle, dark wood look. The new mat lacquer handles in sepia brown pick up on the colour of the wood and fit seamlessly into the overall design. This popular range has moved from nolteneo to the standard range, bringing with it an expansion of the selection of wood decors that feature particularly natural authenticity. The worktop in the new terra lava stone decor adds personality to this design thanks to its delicate texture and mineral-like look.

SOFT LACK
Henna red soft mat
LEAF
Noce marone



Country style with freedom of colour.

MATRIX800
by **notte** KÜCHEN

The semi-circular handle in manganese bronze is the perfect addition to the modern country-style represented by the fronts.



RAVENNA LACK

Blueberry soft mat / greige soft mat


The focus of this design is our new framed front RAVENNA LACK. It is characterised by a clear country-style look and is particularly sturdy and dimensionally stable thanks to its 22 mm thick base material. The tall units in blueberry soft mat are the unrivalled eye-catcher of this design, while open shelf units in noce marone with integrated lighting on the sides loosen up the look.

The island in greige soft mat with the new worktop in noce marone presents a unique combination with a natural yet modern style.



HANDLE 237
Manganese bronze

RAVENNA LACK H16 Blueberry soft mat
RAVENNA LACK H43 Greige soft mat
WORKTOP E41 Noce marone



The rotary shelf board makes perfect use of the available storage space and permits quick access to kitchen utensils thanks to its rotation function. The added baking tray holder keeps things tidy by providing an option for storing baking trays and grates in a space-saving way and still keep them within reach.



Anti- **Fingerprint 2.0**

Flawless, easy-care, durable. This technology is inspired by the lotus effect found in nature – for surfaces with even fewer prints that cause even less work. For beauty that stays, day by day.

Easy-care beauty in a new world of colour.



PERFECT PLUS *Sahara soft mat*


With PERFECT PLUS Nolte Küchen presents the next generation of easy-care fronts. The new anti-fingerprint 2.0 coating makes sure that dirt and grease residues are easy to remove with practically no effort, even after they have dried on. This makes fronts far easier to clean. The result: Beautiful surfaces in the long run and noticeably less cleaning work – so, clear added value in everyday kitchen use.

This design presents PERFECT PLUS in sahara soft mat, beautifully combined with highlights in golden oak with a synchronised pore surface. This decor, previously part of the nolte^{neo} range, is now available in the Nolte standard range, expanding our range of available wood reproductions.



The new anti-fingerprint 2.0 technology makes cleaning significantly easier for FLAIR fronts, too – for surfaces that stay beautiful in everyday use.

PERFECT PLUS 823 Sahara soft mat
SURROUNDING ELEMENTS GOE Golden oak



PEARL – *acrylic glass*

The quiet language of uniqueness. A soft shimmer that envelops the room. A glimmer of light that glides across the delicate surface. The image of precious tranquillity – restrained and yet expressive.

Sophistication
with a clever bevel.

MATRIX800
by nolte küchen



PEARL *Umbra metallic*

PEARL by Nolte Küchen is an exceptional product range: These fronts made of elegant acrylic glass are made to impress thanks to their delicate bevel and anti-fingerprint finish. Their soft sheen and special depth gives kitchens an unmistakable, first-class ambiance.

In this design, PEARL presents itself in umbra metallic, combined with the expressive worktop decor red marble, which you will also rediscover in the recess and the shelf unit. The deep red stone design is a highly distinctive feature, making it an absolute eye-catcher.




HANDLE COMBINATION 625

Black

PEARL 298 Umbra metallic

WORKTOP/SURROUNDING ELEMENTS

A64 Red marble



PEARL *Umbra metallic*



A delicate bevel on all sides combined with light refractions creates an unmistakable material depth – like that of genuine glass.

PEARL rethinks glass: high-quality designs without the risks of conventional glass products. The acrylic glass fronts combine a high-class look with suitability for everyday life, opening up a wealth of new opportunities for interior design.

Thanks to special material properties PEARL acrylic glass fronts can even be equipped with handles. The handle trims screwed directly to the front are a perfect alternative to conventional handle trims. With their clear, rectangular shape, they strengthen the modern, yet timeless beauty of this kitchen design.



With its distinctive grain and intense colour, the worktop in red marble creates a unique highlight, drawing all eyes in this kitchen. And it's not just an impressive visual feature: The anti-fingerprint properties make it easy to clean, too.

Yet another highlight is the rounded recess solution.



ANTI-FINGER-PRINT

nolte
KÜCHEN

British country style.

CHESTER *Sahara*

CHESTER brings traditional British country style to your kitchen. The five-part framed front radiates high-quality craftsmanship and is perfect for reinterpreting the tradition and cosiness of classic designs. In the sahara version, CHESTER looks bright and friendly, while the visible V joint of the front gives it its unmistakable personality. The stylish addition of the new country-style handles in manganese bronze and recess and worktop surfaces in marble bianco creates an ambiance that exudes tranquillity and comfort – just like classic country-style kitchens.



HANDLE 8A3
Manganese bronze



HANDLE 237
Manganese bronze

CHESTER 398 Sahara
WORKTOP M52 Marble bianco



The new country-style handles – a delicate bow handle and a classic semi-circular handle – in a distinctive manganese bronze are a first-class highlight. Both variants emphasise the traditional style of the CHESTER fronts and fit seamlessly into the overall design of a British-inspired country-style kitchen.


The five-part framed front is distinguished by its characteristic V joint, which remains visible both from the front and at the edges.



Fronts 2026

Nolte Küchen’s 2026 collection offers even greater quality and versatility. PERFECT PLUS and FLAIR now come with the new and improved anti-fingerprint 2.0 coating, which keeps surfaces beautiful in the long run while vastly reducing the cleaning work required. Yet another highlight of the collection is MANHATTAN walnut havana, which adds a dark, warm wood hue to the entry-level segment. LEAF with its authentic synchronised pore is another new addition to Nolte’s standard range and expands the standard portfolio with expressive wood reproductions.

PG1 / M15 **MANHATTAN**
Melamine resin mat



48W Walnut havana
Surrounding elements:
D1 **WHA** Walnut havana
(visible sides, end panels, shelf units, plinths,
panelling/filler panels, ceiling filler panels)

PG2 / V21 **VELLUTO**
Lacquer mat with AFP



872 Magnolia mat
Surrounding elements:
D2 **LA2** Lacquer AFP, magnolia mat
(end panels)




878 Sahara mat
Surrounding elements:
D2 **LAS** Lacquer AFP, sahara mat
(end panels)




87P Platinum grey mat
Surrounding elements:
D2 **LAP** Lacquer AFP, platinum grey mat
(end panels)


PG3 / P17 **PERFECT PLUS**
Laminate mat with AFP 2.0



821 White soft mat
Surrounding elements:
D3 **SF1** Laminate AFP 2.0,
white soft mat (end panels)



828 Sahara soft mat
Surrounding elements:
D3 **SF8** Laminate AFP 2.0,
sahara soft mat (end panels)




82L Lava soft mat
Surrounding elements:
D3 **SFL** Laminate AFP 2.0,
lava soft mat (end panels)




82P Platinum grey soft mat
Surrounding elements:
D3 **SFP** Laminate AFP 2.0,
platinum grey soft mat (end panels)



82Q Quartz grey soft mat
Surrounding elements:
D3 **SFQ** Laminate AFP 2.0,
quartz grey soft mat (end panels)



82G Graphite soft mat
Surrounding elements:
D3 **SFG** Laminate AFP 2.0,
graphite soft mat (end panels)



82B Black green soft mat
Surrounding elements:
D3 **SFB** Laminate AFP 2.0,
black green soft mat (end panels)



82S Black soft mat
Surrounding elements:
D3 **SFS** Laminate AFP 2.0,
black soft mat (end panels)

PG3 / L25 **LEAF**
Melamine resin mat with synchronised pore



841 Sand ash
Surrounding elements: D2 **SE2** Sand ash
(visible sides, end panels, shelf units, plinths,
panelling/filler panels, ceiling filler panels)



842 Golden oak
Surrounding elements: D2 **GOE** Golden oak
(visible sides, end panels, shelf units, plinths,
panelling/filler panels, ceiling filler panels)




840 Noce marone
Surrounding elem.: D2 **NM1** Noce marone
(visible sides, end panels, shelf units, plinths,
panelling/filler panels, ceiling filler panels)


PG4 / C55 **CHESTER**
Melamine resin mat



398 Sahara
Surrounding elements: D1 **SHD** Sahara
(carcase, end panels, shelf units, plinths,
panelling/filler panels, ceiling filler panels,
cornice profiles/light pelmets)



39L Lava
Surrounding elements: D1 **LAD** Lava
(carcase, end panels, shelf units, plinths,
panelling/filler panels, ceiling filler panels,
cornice profiles/light pelmets)




39G Graphite
Surrounding elements: D1 **GTD** Graphite
(carcase, end panels, shelf units, plinths,
panelling/filler panels, ceiling filler panels,
cornice profiles/light pelmets)

PG7 / P21 **PEARL**
Acrylic glass with AFP



295 White metallic
Surrounding elements:
D6 **AWM** Acrylic glass AFP, white metallic
(end panels, splashbacks)



296 Sand metallic
Surrounding elements:
D6 **ASM** Acrylic glass AFP, sand metallic
(end panels, splashbacks)



297 Taupe metallic
Surrounding elements:
D6 **ATM** Acrylic glass AFP, taupe metallic
(end panels, splashbacks)



298 Umbra metallic
Surrounding elements:
D6 **AUM** Acrylic glass AFP, umbra metallic
(end panels, splashbacks)

Mat lacquer concept 2026

The addition of two modern, cosy hues – cashmere and grey – and the models EVORA LACK and RAVENNA LACK has made the mat lacquer concept grow to six bases with a total of 20 colours.

A highlight of this concept is the new 22 mm front thickness that makes WINDSOR LACK, EVORA LACK and RAVENNA LACK exceptionally stable, first-class products.



PG4 / S19 SOFT LACK

Genuine lacquer soft mat

76D Cashmere soft mat

Surrounding elements: D4 **LM6** Lacquer, cashmere soft mat (visible sides, end panels, shelf units, plinths, panelling/filler panels, ceiling filler panels, cornice profiles/light pelmets)

76I Greige soft mat

Surrounding elements: D4 **LMI** Lacquer, greige soft mat (visible sides, end panels, shelf units, plinths, panelling/filler panels, ceiling filler panels, cornice profiles/light pelmets)

PG6 / T24 TORINO LACK

Genuine lacquer soft mat

C42 Cashmere soft mat

Surrounding elements: D4 **LM6** Lacquer, cashmere soft mat (visible sides, end panels, shelf units, plinths, panelling/filler panels, ceiling filler panels)

C43 Greige soft mat

Surrounding elements: D4 **LMI** Lacquer, greige soft mat (visible sides, end panels, shelf units, plinths, panelling/filler panels, ceiling filler panels)

PG6 / W20 WINDSOR LACK

Genuine lacquer soft mat

L42 Cashmere soft mat

Surrounding elements: D4 **LM6** Lacquer, cashmere soft mat (visible sides, end panels, shelf units, plinths, panelling/filler panels, ceiling filler panels)

L43 Greige soft mat

Surrounding elements: D4 **LMI** Lacquer, greige soft mat (visible sides, end panels, shelf units, plinths, panelling/filler panels, ceiling filler panels)

PG6 / E15 EVORA LACK

Genuine lacquer soft mat

J42 Cashmere soft mat

Surrounding elements: D4 **LM6** Lacquer, cashmere soft mat (visible sides, end panels, shelf units, plinths, panelling/filler panels, ceiling filler panels, cornice profiles/light pelmets)

J43 Greige soft mat

Surrounding elements: D4 **LMI** Lacquer, greige soft mat (visible sides, end panels, shelf units, plinths, panelling/filler panels, ceiling filler panels, cornice profiles/light pelmets)

PG6 / R30 RAVENNA LACK

Genuine lacquer soft mat

H42 Cashmere soft mat

Surrounding elements: D4 **LM6** Lacquer, cashmere soft mat (visible sides, end panels, shelf units, plinths, panelling/filler panels, ceiling filler panels)

H43 Greige soft mat

Surrounding elements: D4 **LMI** Lacquer, greige soft mat (visible sides, end panels, shelf units, plinths, panelling/filler panels, ceiling filler panels)

PG7 / L35 LUGANO LACK

Genuine lacquer soft mat

F42 Cashmere soft mat

Surrounding elements: D4 **ER6** Lacquer, reproduction ash, cashmere soft mat (visible sides, end panels, shelf units, plinths, panelling/filler panels, ceiling filler panels)

F43 Greige soft mat

Surrounding elements: D4 **ERI** Lacquer, reproduction ash, greige soft mat (visible sides, end panels, shelf units, plinths, panelling/filler panels, ceiling filler panels)



Worktops 2026

Natural stone decors such as sahara travertine and terra lava create classy nuances, particularly in tone-in-tone designs with light-coloured fronts. The range is complemented by even more expressive stone decors of decor group 3, which feature impressive anti-fingerprint properties and guarantee beautiful, easy-care surfaces in the long run.

Decor group 1

E42 Sand ash

E45 Golden oak

E41 Noce marone

C34 Sahara travertine

C35 Terra lava

Decor group 3

A60 Catania marble

A61 Dark iberico

A62 Cremona beige

A63 Black mangor

A64 Red marble
















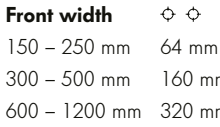
Handles 2026

A particular highlight of the new collection is the new mat lacquer handle, available in all 20 mat lacquer colours to make fully colour-coordinated designs possible. New country-style handles, ideal for classic frame doors and narrow frame doors, complement the range. And there is yet another new feature: screw-on handle trims that represent a great alternative to conventional handle trims.

Mat lacquer handles

 1MW White	 1MM Magnolia	 1MD Cashmere	 1MS Sahara	 1MI Greige	 1ML Lava	 1M9 Magma
 1MU Sepia brown	 1M2 Caramel	 1MJ Avocado	 1MV Olive	 1M5 Henna red	 1MA Arctic white	 1M3 Platinum grey
 1MQ Quartz grey	 1M7 Graphite	 1MN Blackgreen	 1MZ Black	 1MT Deep blue	 1MB Blueberry	 160 mm

Screwed-on handle trims

 Handle 6A6 Stainless steel look	 Handle 6A8 Stainless steel look	 Handle 6A5 Black	 Handle 6A7 Black	 64 mm
 Handle 6B6 Stainless steel look	 Handle 6B8 Stainless steel look	 Handle 6B5 Black	 Handle 6B7 Black	 160 mm
 Handle combination 626 Stainless steel look		 Handle combination 625 Black	 Front width 150 – 250 mm 64 mm 300 – 500 mm 160 mm 600 – 1200 mm 320 mm	
 Handle combination 628 Stainless steel look		 Handle combination 627 Black	 Front width 150 – 250 mm 64 mm 300 – 500 mm 160 mm 600 – 1200 mm 320 mm	

Country-style handles

 Handle 235 Stainless steel look	 Handle 236 Black	 Handle 237 Manganese bronze	 64 mm
 Handle 8A1 Stainless steel look	 Handle 8A2 Black	 Handle 8A3 Manganese bronze	 160 mm
 Handle combination 861 Stainless steel look	 Handle combination 862 Black	 Handle combination 863 Manganese bronze	 Front width 150 – 400 mm 160 mm 450 – 1200 mm 320 mm

Colour expansion for handle recess profiles

 793 Magnolia	 796 Sahara	 797 Platinum grey	 798 Graphite
--	---	---	---

Accessories 2026

Accessory changes - spice cupboard



Spice cupboard
1 door

- 3 storage containers – 1.6 l with lid
- 1 spice rack with assorted spices
- 1 fixed shelf, reduced depth

HGL 40/45/50/60-60/75/90

Storage containers



Storage containers, set of 3
with lid for wall unit
incl. base board

Volume 1.6 litres per storage container
H x W x D = 210 x 340 x 200 mm

HG-VD3



Storage containers, set of 5
with lid for pull-outs
incl. base board

Volume 1.6 litres per storage container
H x W x D = 210 x 474 x 200 mm

AZ-VD5

Rotary shelf board



Rotary shelf board for larder unit
for installation on site

for 600 mm wide units
for carcass depth 560 mm

DT 60

Baking tray holder



Baking tray holder set of 2
for installation on site

for 600 mm wide units
for carcass depth 560 mm

BBH (Chrome)

Kitchen design is not all about appealing appearance and clever details! What's inside also counts: the interior organisers. We would like to show you some new elements that willgive your customers even quicker access to their utensilsand will let them organise their kitchens even better.

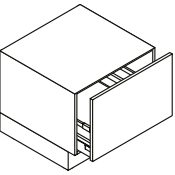


Units 2026

The 2026 product range further expands flexibility in kitchen design. The newest additions to Matrix 800 are module units and pull-out units in a height of 400 mm – the ideal choice for a wide range of uses in kitchens and living rooms. A new buffet cabinet complements the range, uniting storage space with decorative design.

Pull-out unit

as of 01/01/2026



Carcase height 400 mm
1 pull-out

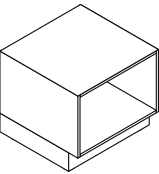
Carcase depth 350 mm
UAK 30/40/45/50/60/80/90/100/120-40-39

Carcase depth 460 mm
UAK 30/40/45/50/60/80/90/100/120-40-50

Carcase depth 560 mm
UAK 30/40/45/50/60/80/90/100/120-40-60

Base unit open shelf

as of 01/01/2026



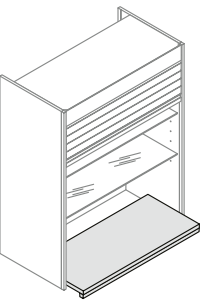
Carcase height 400 mm

Shelf unit depth 370 mm
UR 30/40/45/50/60-40-39

Shelf unit depth 580 mm
UR 30/40/45/50/60-40-60

Pull-out shelf

as of 01/01/2026



New fitting elements for locking in place with synchronisation (for all carcass decors)

Existing:

Carcass depth 460 mm
HAAB 50/60/80/90-48

Carcass depth 560 mm
HAAB 50/60/80/90-58

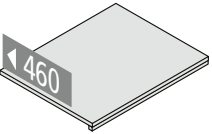
New fitting elements for locking in place with synchronisation (currently: quartz grey)

also in all carcass colours

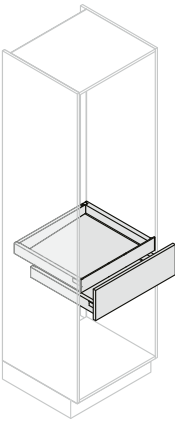
Existing:

Carcass depth 460 mm
AZB 60-50-DR

Carcass depth 560 mm
AZB 60-DR



Expansion of module units with Matrix 800



The module unit is based on a combination of a basic carcass with a variety of equipment modules.

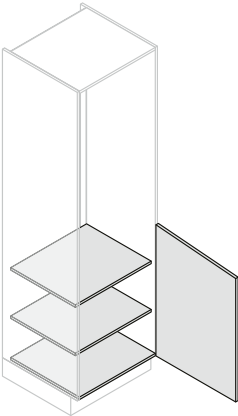
The basic carcass is available in the tall unit heights 1600 mm, 2000 mm and 2150 mm.

Additional height reductions allow the carcass to be adapted to 1400 mm, 1600 mm, 1700 mm or 1850 mm.

Available modules:

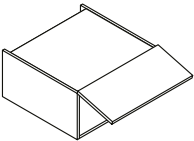
- Doors with adjustable shelves
- Pull-outs with interior drawers
- Drawers
- Pull-outs
- Appliance apertures for electrical appliances

All modules according to chapter Module units 750 and 900 mm are also available for planning.



Dresser units for tall units

as of 01/01/2026



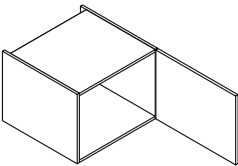
Without suspension, with top-hinged door

Carcass depth 350 mm
AS 30/40/45/50/60-30-39

Carcass depth 460 mm
AS 30/40/45/50/60-30-50

Carcass depth 560 mm
AS 30/40/45/50/60/75-30

Side extensions up to 660 mm possible, also carcass side length reductions.



Without suspension, with hinged door

Carcass depth 350 mm
AS 30/40/45/50/60-45-39

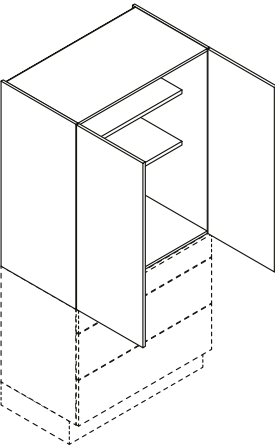
Carcass depth 460 mm
AS 30/40/45/50/60-45-50

Carcass depth 560 mm
AS 30/40/45/50/60/75-45

Side extensions up to 660 mm possible, also carcass side length reductions. Can also be planned with the vertical MatrixArt finger pull.

Buffet cabinets

as of 01/01/2026



2 doors

For installation on a base unit

- 16 mm bottom/top shelf
- 16 mm back panel
- 2-3 adjustable shelves 25 mm
- incl. double socket

Optional accessories:

- LED-LKT-120/LED-LKT-135/LED-LKT-150
- glass shelves E-GLB...-15 (2 pcs.)
- pull-out shelves

Standard hinged door:

Carcass height 1200 mm / carcass depth 560 mm
BA 80/90/100/120-120

Carcass height 1200 mm / carcass depth 460 mm
BA 80/90/100/120-120-50

Water-proof plinth



Lengths: min. 300 mm - max. 4000 mm

Possible plinth heights: 100, 120, 150 mm

Thickness: 12 mm

Invoiced per 100 mm or part thereof


SOB-KU Plinth panel

SOS-KU Plinth panel

Plinths are available in stainless steel look, black, white and all mat lacquer colours

Update – heavy-duty fitting

as of 01/01/2026



- Design in full metal, three-dimensional adjustment
- Cover cap for clean look in unit interior
- Fitting securely fastened to carcass with dowel and screw connection
- Metal mounting plate with integrated suspension fastener and adjustment
- Added load per unit up to 75 kg (for units with pull-out elements: 25 kg)



Lighting 2026

Our LED converter has been converted to the newest technology and is now SmartHome-compatible by default – thanks to an integrated ZigBee module.

Each converter integrates seamlessly into all conventional SmartHome systems. Thanks to boosted power of 36 W and 72 W (instead of 30/60W as before), they offer even greater efficiency and flexibility. In addition they are suitable for international use – for maximised planning reliability around the world.

Control system change-over




The new LED control system features even more power (36 W and 72 W), integrated ZigBee and Bluetooth technology and a black 4-channel remote control.

Improved calibration processes and app support make installation even easier and more convenient.

SMK-xxx

New bottom shelf lighting



The new bottom shelf lighting (LUL) provides an impressive 10% increase in brightness while consuming around 30% less power – a clear advantage with regard to sustainability.

With a thickness of only 16 mm, the profile is significantly narrower, more modern and available in elegant black.

LUL-xxx-S

Update interior unit lighting on the sides



For greater sustainability, the new LK generation now offers the same brightness with power consumption decreased by around 30%.

In addition we have revised the article numbers and made them more customer-friendly – for greater clarity and easier order placement.

New article numbers:
LK-xx-x

Taps & more 2026

The WASSERWERK tap range is growing: Existing models are now also available in a stainless steel look. Three new designs in a stainless steel look and black have been added to the available range, with matching soap dispensers permitting a colour-coordinated design. In addition we have added a new model by SCHÜTTE in three different colours. This successor of a time-tested classic design features impressive quality at an attractive price.

WASSERWERK taps



Tap with swivelling spout and pull-out swing spray head
height: 495 mm, projection: 250 mm

MIX-750-SH-E (Stainless steel look)
MIX-750-SH-S (Black)



Tap with swivelling spout and pull-out swing spray head
height: 500 mm, projection: 250 mm

MIX-751-SH-E (Stainless steel look)
MIX-751-SH-S (Black)



Tap with swivelling spout and pull-out spray head
height: 375 mm, projection: 260 mm

MIX-732-SH-E (Stainless steel look)
MIX-732-SH-S (Black)



Colours added to existing WASSERWERK taps

MIX-730-FH-E (Stainless steel look)
MIX-731-SH-E (Stainless steel look)
MIX-720-FH-E (Stainless steel look)

SCHÜTTE tap



Tap with swivelling spout and pull-out spray head
height: 425 mm, projection: 265 mm

MIX-460-SH-C (Chrome)
MIX-460-SH-E (Stainless steel look)
MIX-460-SH-S (Black)

WASSERWERK soap dispensers



Supplier change from NOBILI to WASSERWERK
Volume: 300 mm, cut-out dimensions: 25-35 mm

Z-ESP-SP-C (Chrome)
Z-ESP-SP-E (Stainless steel look – to be added)
Z-ESP-SP-S (Black)

Brand-new addition: Mat meets gloss!

The coming year is seeing an expansion of our product range: In addition to our time-tested glossy hobs, we now also offer stylish mat black hobs and matching extractor hoods by ELICA.

As an alternative, our customers can also select mat black hob extractors from ELICA.



Genuine wood **concept**

Nature, formed in design. A warm soft grain that whispers stories. From ample brightness to the depth of dark hues – united in natural beauty. For spaces with soul and personality.


neoFLAT
Walnut rosado
SOFT LACK
Cashmere soft mat

GENUINE WOOD IN CLEAN DESIGNS.

neoFLAT in walnut rosado – as one of three front designs and colours from the nolte**neo** genuine wood concept, this front adds another variant to the design line, impressing customers with a natural wood look and classy material. The soft hue of the genuine wood defines the minimalist design and creates a first-class highlight.

SOFT LACK cashmere soft mat adds a tranquil, subtle touch to the concept. Combined with MatrixArt ONE and the new finger pull in sahara, it creates a restrained, coordinated design that combines timeless clarity and a natural flair.

neoFLAT 646 Walnut rosado
 WORKTOP customer-supplied
 SOFT LACK 76D Cashmere soft mat



MatrixArt ONE

The protruding end panels give the tall units a clear structure and represent a distinctive design detail. The wall-mounted base units in MatrixZERO emphasise the restrained look and underline the minimalist overall image.



GENUINE WOOD RE-INTERPRETED.

The nolte**neo** genuine wood concept opens up a wide variety of options for customised designs. Three different front variants – minimalist and smooth, with fine grooves or as delicate frame – each add their own touch. In combination with three select wood hues, they make for a collection that unites natural flair and freedom of design.



In the living area, this design replicates the material and colour combination found in the kitchen. The lowboard in SOFT LACK cashmere soft mat and the tall unit and shelf unit in walnut rosado create continuity and a seamless transition.



FRONTS 2026


The exclusive nolte**neo** fronts are only available combined with the drawer system **neoBOX**.

SURROUNDING ELEMENTS


matching **neoFLAT**, **neoLINE**, **neoSLIM**



D6 **FE7**
Veneer, oak bianco



D6 **FE8**
Veneer, walnut rosado



D6 **FE9**
Veneer, oak tobacco

Available as visible sides, end panels, shelf units, plinths, panelling/filler panels, ceiling filler panels, countertop elements

PG8 / F52 **neoFLAT**
Veneer, mat lacquered

as of 01/01/2026



645 Oak bianco



646 Walnut rosado



647 Oak tobacco

PG8 / L27 **neoLINE**
Veneer mat lacquered, with milled grooves

as of 01/01/2026



635 Oak bianco



636 Walnut rosado



637 Oak tobacco

PG8 / S98 **neoSLIM**
Veneer mat lacquered, with narrow frame

as of 01/01/2026



685 Oak bianco



686 Walnut rosado



687 Oak tobacco

Inherent throughout our entire company and its entire value chain, the guiding principle of sustainability is reflected in everything we do and the way we think. It is firmly embedded in our broad-ranging corporate strategy with a view to achieving lasting improvements for mankind and nature.

OUR COMMITMENT TO ...



THE COMPANY

As a matter of good corporate governance and the associated values, we have established resilient structures, processes and partnerships over a period of many years. High quality; modern aesthetics, sustainability and an attractive price-performance ratio are the factors that are always taken into account in our product range. So, for instance, over 99 % of the woods we use complies with the principles of sustainable wood criteria.



THE ENVIRONMENT

As a company, we have made it our aim to maintain a responsible and sustainable use of natural resources. Thanks to our effective climate management, we are able to manufacture our products in a climate-neutral manner at our two operating bases in Löhne and Melle. The main fuel sources at Nolte Küchen are certified green electricity and our boilers, which operate with offcut wood from production.



THE PEOPLE

Our members of staff are particularly close to our heart. Their dedication, knowledge, experience and curiosity are what define us as Nolte Küchen. For this reason, we are pleased to assist our staff in furthering their development – both on the work side through basic and further training as well as on a private level by respecting and enhancing their work-life balance.



THE SOCIETY

Ever since Nolte Küchen was first founded, we have cultivated close ties with the region, and we actively foster its well-being and growth. Social commitment is a tradition for us, and we have placed great emphasis on it from the very first day. We help people and regions in emergency situations, such as educational institutions, associations and foundations that are involved in child protection. Our credo: support is given where support is needed.

The grounds of Nolte Küchen have been home to local bees since the summer of 2023, and they have already brought in their first nectar into their hive. They not only provide delicious honey but are also indispensable pollinators, making a significant contribution to the preservation of many plant species.



Discover the
NOLTE SUSTAINABILITY REPORT



LED INTERIOR LIGHTING FOR LEMANS

In addition to the well-known illuminated **neoBOX** drawers, our new range also includes LeMans shelves with optional lighting. This is integrated at the factory and uses the same battery principle as the **neoBOX**. Available as of 01/01/2026.

The kitchen is the room of rooms.
We probably *live* more,
and more *intensively*,
here than anywhere else in the home.
It is the place where
we meet, where we encounter others.
As family or friends.
As a couple.
We *cook*, *eat* and *enjoy* ourselves
in the kitchen. And sometimes we have
all the time in the world as we do so.
We argue. And *make up again*.
We read, write, send emails, post messages.
And maybe philosophise a little.
And – quite secretly – the kitchen sets
the rhythm of our day.
Good morning. Then midday. Then evening.
And sometimes night ...
Which is *why we love* the kitchen.

Living in the kitchen. nolte

VF-INNO26-GB

Subject to technical change without notice. Colour shades shown in this catalogue may sometimes vary slightly from original colours for printing and photographic reasons.

Nolte Küchen GmbH & Co. KG | Anni-Nolte-Straße 4 | 32584 Löhne
www.nolte-kuechen.com



nolte[®]
KÜCHEN