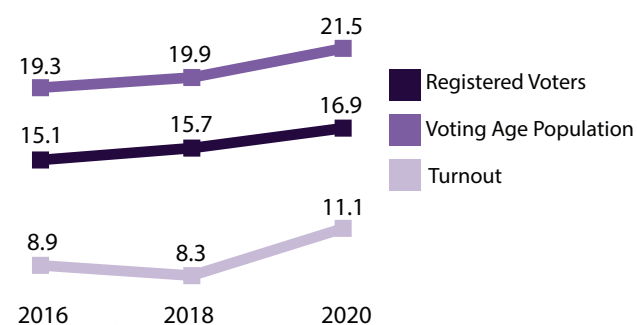


THE PROGRESSION OF VOTER TURNOUT IN TEXAS

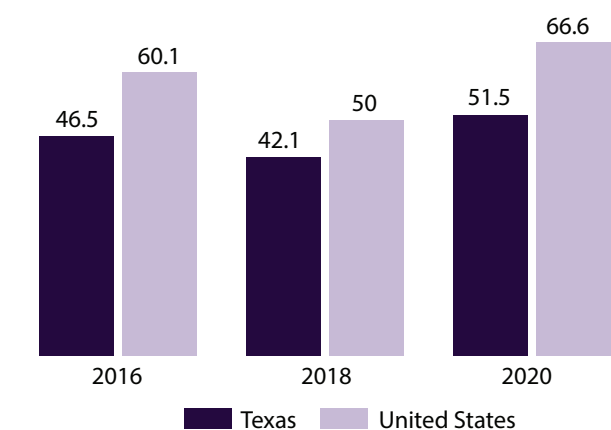
In the 2020 Presidential Election, Texas voters shattered historic voter turnout numbers. A record breaking **9,724,277** Texans voted early, which surpassed the number of Texans that voted in total in the 2016 Presidential Elections.

Voter Turnout in Texas by the Million



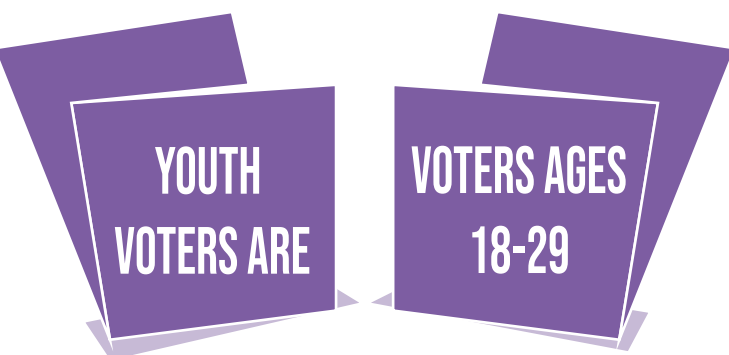
The voting age population (VAP) is the number of people that are allowed to vote according to their age. In Texas the turnout amongst the VAP has seen a **5 percent** increase since the 2016 Presidential election. In the United States, the turnout amongst the VAP has seen nearly a **7 percent** increase.

Total Percent of the VAP Turnout in the United States Compared to Texas

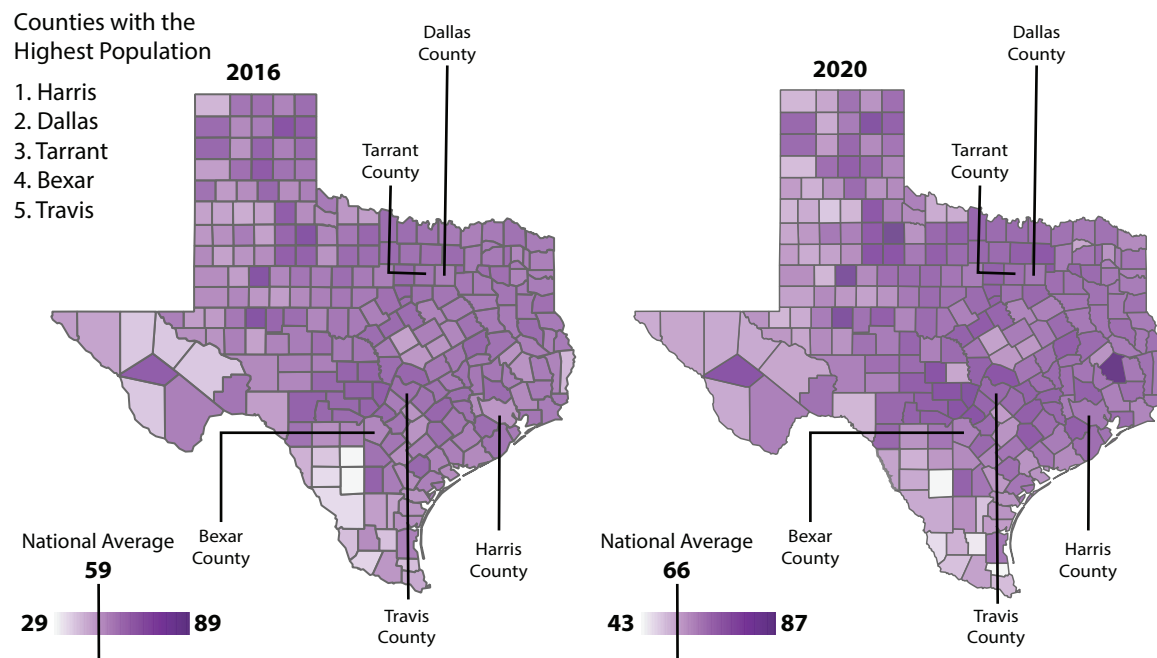


YOUTH VOTER TURNOUT IN TEXAS IN THE 2020 ELECTION

11 percent more youth voters voted in the 2020 Presidential Election in Texas than 2016.

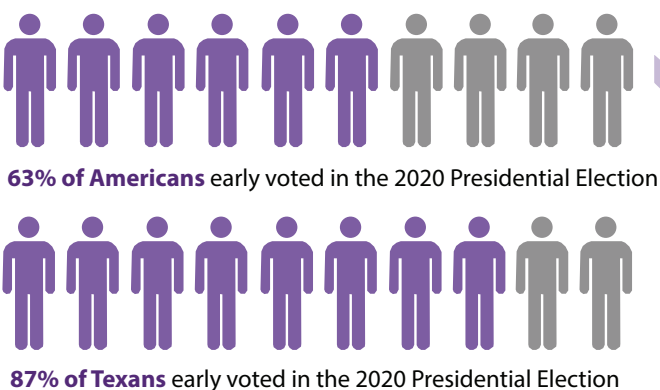


Comparing the Overall Percentage of Voter Turnout in Texas by Counties for the 2016 and 2020 Election



TEXAS COMPARED TO THE NATION

The majority of Americans participated in some form of early voting.



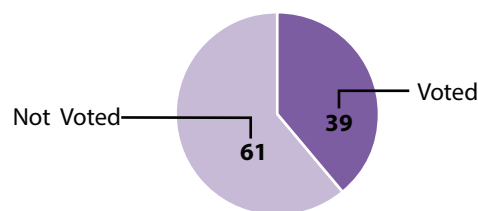
2020 Presidential Election

9,724,277
Early Votes Cast

2016 Presidential Election

8,969,226
Total Votes Cast

Percentage of Young Voters in America that Voted

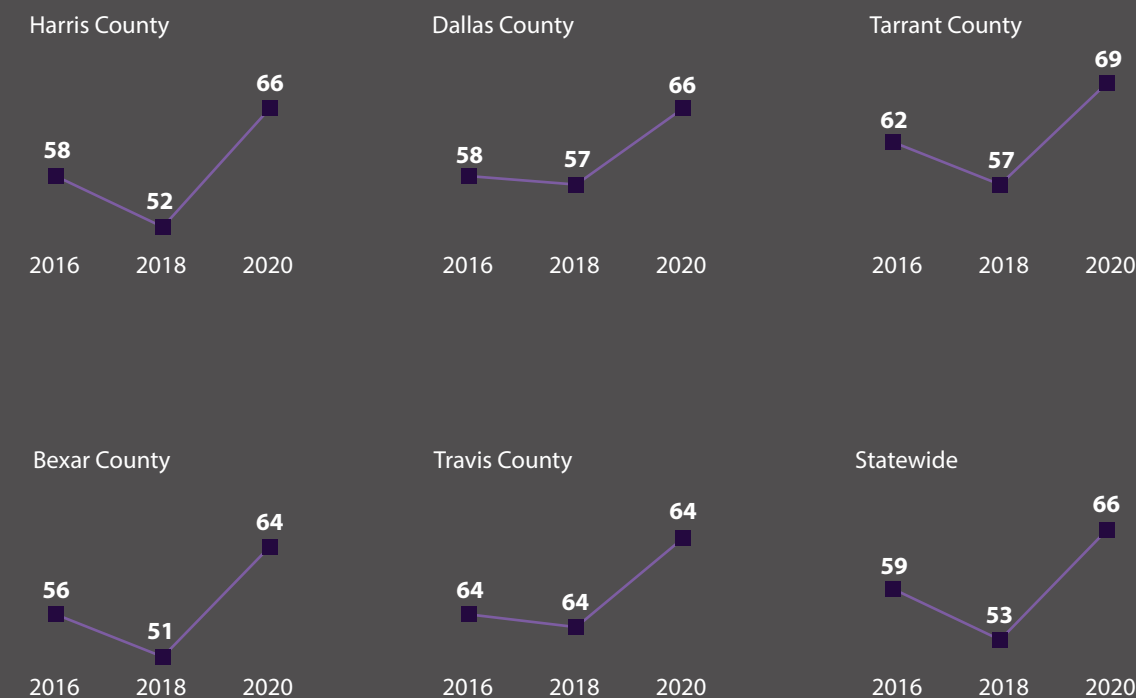


According to Tufts, **39%** of eligible young people in America voted.

HOW VOTERS FAIRED IN TEXAS' MOST POPULATED COUNTIES

Texas has 254 counties and is the second most populated state in the nation. The top five populated counties are Harris, Dallas, Tarrant, Bexar, and Travis counties. Each of these counties has a population of at least one million people, with Harris county being the most populated with a total population of 4.7 million people.

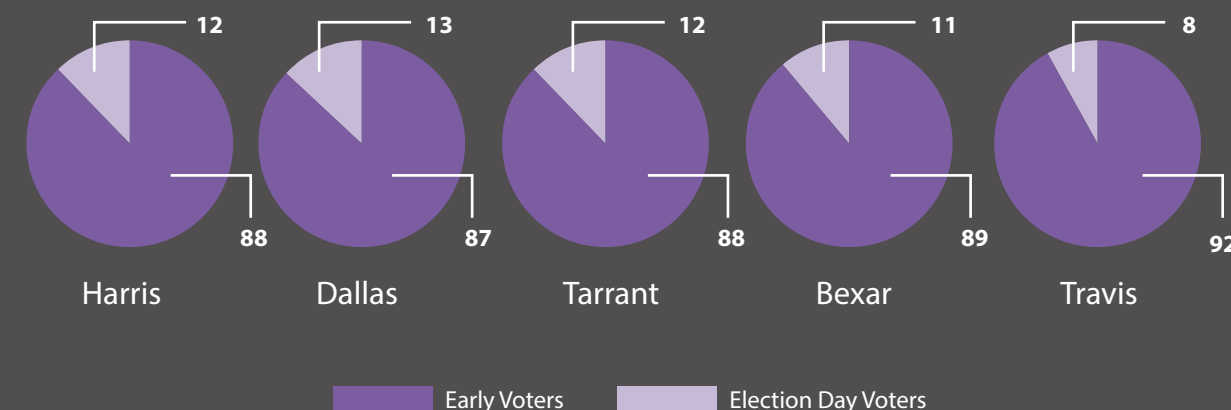
Percentage of Registered Voters That Voted in Texas by Most Populous Counties



THE CORONAVIRUS IMPACTED VOTING METHODS

The majority of Texans opted to vote early, with many participating in mail-in voting.

Percentage of Early Voters Compared to Election Day Voters by County



Graphic By Sydney Boyo

Sources: Texas Secretary of State, Tufts, Texas Tribune, The Washington Post, and U.S. Elections Project