



We are excited to introduce you to Joy School English, a vibrant digital program that uses hundreds of engaging songs, videos, books, and interactive games to teach English as well as social and emotional learning through character-building values. We will be using this new program as part of our language curriculum at school, and you can extend this learning experience by loading the app onto a personal device to use at home, too.

Ready, set, go!



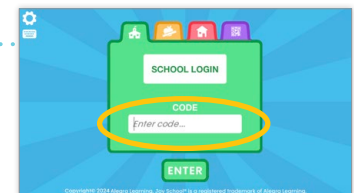
Getting started is easy! Follow these simple steps to begin using Joy School English at home:

1 Download the **Joy School English** app from your app store.

OR, to play on a Chromebook, PC, or Mac, use the Chrome browser and go to play.joyschoolenglish.com

2 Open Joy School English, and scan your Joy School English QR code by holding it in front of the camera on your device.

3 Now you're ready to begin!



- If you don't have a QR code, click on the green **SCHOOL LOGIN** tab and type your class code: _____.
- Press **ENTER**, then select your child's name from the class list.
- Have your child log in using the pictorial password that they set up at school (shape + color + object), and drag the password icon to the door to log in and begin. We recommend writing down your child's password for future reference. If your child forgets their password, they can ask their teacher for it.

NOTE: Please have your child log out of the app at the end of each session by tapping the **Pause** button in the upper right-hand corner, and selecting **Log Out**. This will help reduce problems with progress tracking between school sessions and home sessions.



Playing Joy School English

Activities

Your child will play many different types of activities that teach English and support social and emotional learning. These range from short videos that demonstrate vocabulary, to practice games, to songs or other speaking practice, to storybooks that help synthesize the phrases and vocabulary taught. The activities typically last 1-2 minutes and integrate speaking, listening comprehension, early literacy, and values.

Voice Recognition

Joy School English has thousands of opportunities for your child to speak! Often your child will see a volume meter on the left side of the screen—this means the program is listening and waiting for your child to respond. They may need your help with timing or with holding their device in a way that doesn't block the microphone. The more cleanly that the device can capture your child talking, the better the results.

Honeycomb and the Beehive

As your child answers questions in the activities, you'll often see them earn a honeycomb. This reward will fly into the child's Honeycomb Meter on the right side of the screen, filling it up with honey. When it reaches the top, your child has earned a trip to the *Beehive*! This is a reward space filled with games as well as past activities that the child can choose from. After three minutes the child will return to the regular learning path, although they can leave the *Beehive* at any time.

Daily Usage

For kids this age, Joy School English recommends 10-15 minutes a day of usage. The default setting for daily usage is ten activities, although your teacher may choose a different limit. After your student has completed their daily usage, they will see the end of session screen which celebrates how many weeks in a row the student has been learning with Joy School English. They can return to their normal learning path tomorrow, or in the meantime they can tap the *Beehive* button and play games of their choosing with no time limit, although we strongly encourage parents to carefully consider electronic device usage. We believe a healthy relationship with electronic devices is very important.

Free Play

After completing their daily usage, students have Free Play in the *Beehive*. They can choose among the regular *Beehive* games, as well as several other vocabulary and speaking activities. A purple border signals the student's normal session has concluded and they are in Free Play mode. This is a great opportunity for children to get extra practice speaking and solidifying vocabulary and demonstrating their new skills to parents.

