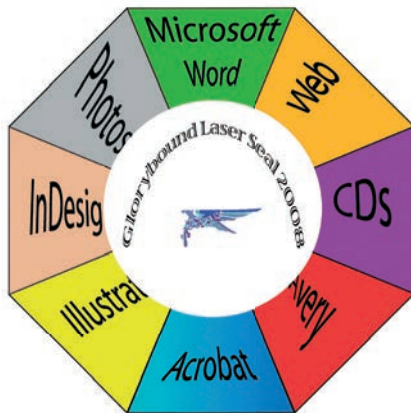


GLORYBOUND LASERTRAIN

PRINT AND PATTERN SET CATALOGUE

List of 1-75 Print/Pattern Sets with descriptions and paper.



What is the Lasertrain?

Welcome to digital publishing. The Glorybound Lasertrain teaches integration of software with digital printing using a full size office printer (Océ Imagistic 5520) and desk top printer (HP). Glorybound Publishing is raising the standard for digital publication by releasing directions and patterns in the best software available for printing books, calendars, CD covers, brochures, web design, and advertising media. Gone are the days of the huge printer doing the work. And, happy are the days we can work within a single piece of paper reducing the waste to nearly zero.

Statement

Glorybound Print Sets are not affiliated with Océ Imagistics. Glorybound Publishing is owned by Sheri Hauser who encourages training over production; because once individuals are trained they can bring whatever is needed to their own destination...like a train. Glorybound Publishing offers on-site Laser Training Options for Business on aspects of digital computer driven publishing using a variety of software to obtain specific results (depending on where the company needs to go.)

The Océ Imagistics Printer Cm5520 is a multiple use printer which has the capability to handle many sizes and thickness of paper and armed with a finishing unit. Indeed, this manual can be used for many similar printers. All products and companies listed in this manual are not adherent to it in any way. References to them are not intended to promote their business or products, but give the reader a spring board from which to select similar ones. Several years back Océ was bought out and no longer is a business name in the USA. The Print Sets and Pattern Sets are more like a testimony of my training: My Glorybound Train (Sheri Hauser). Océ Imagistics is not liable for any of the outcomes referred to in this book and does not receive any profit from the publishing

Glorybound Lasertrain The woman behind it.

The foundation of the lasertrain is a spiritual awakening which Sheri received after a personal challenge with God in 2001. This experience released a deluge of dreams which, she came to realize could provide instruction and insight into her life. The instructional dreams (on hearing the voice of God and gifts of the Holy Spirit) led to her desire to make the information into books which could enlighten others. Frustration with getting the first books published, drove her to learn the process. The interest grew. By the time she attended UNLV for graphic arts, web design and tackled the InDesign Suite tutorials, she recognized it was possible to

publish, not only her own books, but others. Glorybound Books LTD became a company in 2005 as a home based business in Las Vegas. She experimented with several styles of books, bindings and publishing options. Along this time, she had several dreams instructing her to save them as templates for others. Even the logo for the Lasertrain was given in a dream! The templates include everything she used to grow Glorybound business including books, advertising, book registration and web based options.

It has taken 20 years to put the Lasertrain together because it is such a large project! The Lasertrain contains REAL samples of the item, the template (provided in the actual software) and complete detailed instructions on how to produce the item. For example: When she produced 5.5" x 8.5"



perfect bound books, she made several templates in InDesign. Then, she found the best papers and the best printers for this type of paper. So, the Pattern Set is like a dress pattern in that someone with InDesign installed in their computer can open it and insert their own book information. Then, there is the Print Set which gives detailed instructions on how to print the 'book' to come out with one just like she did. There is additional information on papers like which paper is the best and which size of binding is needed. One of the huge factors with the Glorybound Lasertrain is that it is 'supported'. What that means is that if someone tries to use one of the Sets and has difficulty, she will help him.

At the release, there are over 300 Print Sets with Pattern Sets. They are grouped into 13 books. Also, there are subject groupings of Print and Pattern Set combinations (books, Cds, Stickers, Sales & Advertising and Business).

Basic Instructions for Pattern/Print Sets:

Print Sets and Pattern Sets are designed for individuals who have media they need to publish. They are like cook books for publishing in that they give information which directs the cook to make something specific. It is important to point out that the Print Sets do not teach the program of software indicated in the pattern or Print Set, but show how to utilize the software to bring about a specific prod-

uct. It is comparable to cooking lessons in that one who whips up a recipe doesn't need to know everything about the food, the oven or the kitchen: He just needs to know how to come up with what he needs within the structure he is given using the ingredients supplied. With the Print Sets, you supply what needs to be printed and I tell you how to 'cook' it using specific software which it is created in.

The Print Sets are written in a format familiar to web page developers. It takes the reader from screen to screen using indentations for clarification if structure.

Understanding Codes

There are levels of difficulty with each of the Print/Pattern Sets. They correlate with a ski slope.

◆◆ Black Diamond- Expert (Hardest)

◆ Intermediate-Moderate skill required

◆ Easy-Rope Tow (Anybody can do it)

Types of Sets Available







Print Sets-Instructions on how to print something





Pattern Sets-Actual pattern given in the software. Must have the software installed in your computer to open. Using older versions of software, so should be able to open with any software. Same numbers used in Print and Pattern Sets.




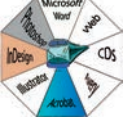

Program Sets-A set of instructions on how to do a specific thing using a program.





HP Sets-For use with desk top printer.






List of Sets with descriptions indicating finished product (sample) software needed and papers.






| | |
|---------------------------------------------------------------------------------------------------------|-------------------------------------------------------------------------------------------------------------------------------------------------------------------------------------------------------------------------------------------------------------------------------------|
|  <p>Set 1</p> | <p>Cover Coats: Cover of Book to be laminated Description: Pattern for a book to be wire bound or comb bound having a stiff cover. Sample: Sharing Ole Lumpy B size 8.5 x 8.5 Software: Acrobat, InDesign, Photoshop</p> |
| <p>Notes</p> | <p>For lamination of the cover use 5ml.</p> |
| <p>Paper</p> | <p>20wt., 24wt for Pages 8.5 x 11. <i>Kromekote Smart Plus Cover C15</i> white cast coat finish grain long (P11172C) obtained from <i>Xpdx</i>. Flat or gloss. 11 x 17</p> |
|  <p>Set 2</p> | <p>CD Back Description: Insert which goes into back of plastic of the CD Sample: CD Sharing Ole Lumpy Comes to Life Software: Acrobat, InDesign, Photoshop</p> |
| <p>Software</p> | <p>InDesign, Photoshop, Acrobat convert PDF for print</p> |
| <p>Notes</p> | <p>Order CD cases un-assembled.</p> |
| <p>Paper</p> | <p>110wt. Index 8.5x11</p> |
|  <p>Set 3</p> | <p>CD Cover Description: Insert goes into front of plastic of the CD case Sample: CD Sharing Ole Lumpy Comes to Life Software: Acrobat, InDesign, Photoshop</p> |
| <p>Notes</p> | <p>CD back is #2, booklet is #36</p> |
| <p>Paper</p> | <p>32wt. or 20wt. 8.5x11</p> |
|  <p>Set 4</p> | <p>2-Sided Prints Description: Make 2 sided prints using office printer Sample: Sample #4 Software: As needed</p> |
| <p>Notes</p> | <p>Use heavier if concerned pictures bleed to other side.</p> |
| <p>Paper</p> | <p>20wt., 24wt., 32wt. Gloss 8.5x11</p> |
|  <p>Set 5</p> | <p>To Store a Print Set Description: Use this mode when you need to use a set over and over.</p> |
|  <p>Set 6</p> | <p>Kid's Pages Description: Simple Book pages Sample: Sharing Ole Lumpy Book A 8.5" x 9" Software: Acrobat, InDesign, Photoshop</p> |


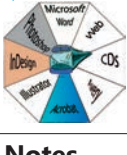


| | |
|-------------------------------------------------------------------------------------------------------------------------------------------------------------------------------------------------------------------------------------------------------------------------------------------------------|------------------------------------------------------------------------------------------------------------------------------------------------------------|
| Notes | This is the print settings I use when I assemble the book using my own binding method. Use heavy cover stock as cover and then print the pages separately. |
| Paper | 24wt. and color paper as spacer. 8.5 x 11 |
|  Set 7 Wrapping Paper Description: Translucent wrapping paper 8.5x11 Sample: Alpaca Wrap Software: Acrobat, InDesign, Photoshop | |
| Notes | Very simple, but pretty |
| Paper | 20wt., 24wt. 8.5x11 |
|  Set 8 Linen Paper Description: Printing on paper 8.5 X 11 Sample: Linen Cover Sample #8 Software: Acrobat, InDesign, Photoshop | |
| Notes | Printing in linen |
| Paper | White linen (heavy weight). 8.5 x 11 |
|  Set 9 Stickers I Description: Printing on paper 8.5 X 11 Sample: Sticker Sample #9 Sample: Avery | |
| Notes | Avery has a lot of templates and matching sticker sizes. |
| Paper | <i>Sheet Labelblank Corporation Z-L Bright White Laser Labels from Kelly Papers</i> 8.5 x 11 |
|  Set 10 Translucent Card Description: Folded and ready to be trimmed on special paper Sample: Christmas Card Software: Acrobat, InDesign, Photoshop | |
| Notes | Fits into standard envelope A-9 Card fits into an A-9 envelope 4.75x5.75 available at <i>Xpdx, Kelly Papers</i> or <i>Clearbags.com</i> . |
| Paper | Vellum. <i>Neehah UV/ Ultra II White Translucent</i> paper Sub 28/105g/m 14 M text 8 1/2 X 11 <i>Kelly Papers</i> 8.5x11 |


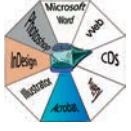

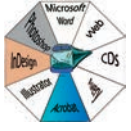

| | |
|---------------------------------------------------------------------------------------------------------------|-----------------------------------------------------------------------------------------------------------------------------------------------------------------------------------------------------------------------------------------------------------------------------------------------------------|
| <p>◆◆ Set 11</p>  | <p>Overlay Book Cover Description: Uses transparency over Cover stock Sample: Crosscuts Book Software: Acrobat, InDesign, Photoshop</p> |
| <p>Notes</p> | <p>Book is printed using an overlay of transparency that is black and white. The bottom sheet is card stock white.</p> |
| <p>Paper</p> | <p>Pages white 24wt. The paper backing the transparency is 80# <i>Bright White Cover UTOPIA</i> from <i>Kelly Papers</i>. 8.5 x 11</p> |
| <p>◆◆ Set 12</p>  | <p>Perfect Bound Book Description: Pages with 2 books per page Sample: Tomaseña Perfect bound book Software: Acrobat, InDesign, Photoshop</p> |
| <p>Notes</p> | <p>Layout prints 2 books parallel</p> |
| <p>Paper</p> | <p>20wt. or 24wt. 8.5 x 11</p> |
| <p>◆ Set 13</p>  | <p>Tabloid Cover Description: Presents shiny look without laminating the cover Sample: Tomaseña Perfect bound book Software: Acrobat, InDesign, Photoshop</p> |
| <p>Notes</p> | <p>Use when you want a shiny look without laminating. This paper will fit all the way around most books.</p> |
| <p>Paper</p> | <p><i>Kromekote Smart Plus Cover C15</i> white cast coat finish grain long (P11172C) from <i>Xpedx</i>. 11 x 17</p> |
| <p>◆ Set 14</p>  | <p>Translucent Book Liner Description: This paper lines the book between the cover and the pages. It hides glue globs helps stabilize the book. Sample: Inside cover of perfect bound book Tomaseña Software: Acrobat, InDesign, Photoshop</p> |
| <p>Notes</p> | <p>Perfect Bind Book</p> |
| <p>Paper</p> | <p><i>WorldWin Translucent UV Lutra II White</i>. 17 lb text. Vellum from www.worldwinpapers.com. 8.5 x 11</p> |
| <p>◆ Set 15</p>  | <p>Calendar Legal Size Description: Folded and stapled in center Sample: Sample #15 Software: Acrobat, InDesign, Photoshop</p> |





| | |
|---------------------------------------------------------------------------------------------------|-----------------------------------------------------------------------------------------------------------------------------------------------------------------------------------------------------------------------------|
| Notes | If you want to impress your clients, this is a sure fire way using the office printer functions on the copier because it spits out a calendar folded and stapled. |
| Paper | 24wt. or 32wt., 34wt. gloss 8.5 x 14 |
|  Set 16 | Calendar Purse Size Description: Letter Size folded and stapled in center Sample: Sample #16 Software: Acrobat, InDesign, Photoshop |
| Notes | No need to use gloss by the time you are finished, there is so much ink on the pages that they are shiny. |
| Paper | 24 wt., 32wt., 34wt. gloss 8.5 x11 |
|  Set 17 | Print to Edge Cover Description: Heavy Stock 11 x 17 cover is laminated Sample: Alpaca Shear Fear A 8.5' x 9" Software: Acrobat, InDesign, Photoshop |
| Notes | Children's book. Cover laminated .5ml. |
| Paper | <i>Kromekote Smart Plus Cover C15 white cast coat finish grain long (P11172C) Flat or shiny from Xpedx. 11 x 17</i> |
|  Set 18 | Fold Calendar with Cover 11" x 17" Description: Cover 11"x17" Added by printer, folded and stapled Sample: Lake Powell Calendar Software: Acrobat, InDesign, Photoshop |
| Notes | Cover prints with pages on separate paper. |
| Paper | <i>Kromekote Smart Plus Cover C15 white cast coat finish grain long (P11172C) obtained from Xpedx. or 32wt. 11x17. Pages 20wt., 24wt. 11x17.</i> |
|  Set 19 | Fold Calendar w/o Cover 11"x17" Description: Printed, folded and stapled by printer Sample: Ron Brown Calendar Software: Acrobat, InDesign, Photoshop |
| Notes | With this pattern, the pages are not turned upside down, but allow the printer to stay on the auto-bind mode. |
| Paper | Brochure paper 32wt. 11x17. |



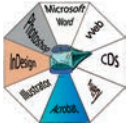


| | |
|----------------------------------------------------------------------------------------------------------|-----------------------------------------------------------------------------------------------------------------------------------------------------------------------------------------------------------------------------------------------------|
|  <p>Set 20</p> | <p>Legal Fold Book Description: Folded, stapled book auto-bind Sample: Alpaca Shear Fear-J Software: Acrobat, InDesign, Photoshop</p> |
| <p>Notes</p> | <p>If paying for color by the page, legal is the same cost as a letter size print, you can print twice as much for the same cost.</p> |
| <p>Paper</p> | <p>20wt., 24wt. 8.5x14</p> |
|  <p>Set 21</p> | <p>Business Cards I Description: Business cards using Micro-perforated cards Sample: Sample #21 Software: Avery</p> |
| <p>Notes</p> | <p>Template goes with the card 8376 or 8371 (Avery).</p> |
| <p>Paper</p> | <p>Avery 8376 or 8371, or <i>Office Depot</i> White micro-perforated business cards or Index paper 110g. For Glossy use <i>Carolina Thick Glossy Cardstock</i> 144LB Cover 10 pnt C2S or International Paper 10 pnt C2S 144 LB 31.16m. 8.5 x 11</p> |
|  <p>Set 22</p> | <p>Poster 8.5" x 11" Description: Poster Picture Sample: Alpaca Shear Fear poster of Garret 8.5 x 10 Software: Acrobat, InDesign, Photoshop</p> |
| <p>Notes</p> | <p>Printed and cut to size</p> |
| <p>Paper</p> | <p><i>Kromekote Smart Plus Cover</i> C15 white cast coat finish grain long (P11172C) Flat or shiny from <i>Xpdx</i>. 8.5 x 11</p> |
|  <p>Set 23</p> | <p>2-layer Invoice Pressure Sensitive Description: Makes 2 copy pressure sensitive invoice 2 per page Sample: Sample #23 Software: Acrobat, InDesign, Photoshop</p> |
| <p>Notes</p> | <p>Do not buy old paper as it loses effect.</p> |
| <p>Paper</p> | <p>Excel heavyweight carbon less paper with canary and white 2 part 20 lb <i>Glatfelter</i> from <i>Kelly papers</i>. 8.5 x 11</p> |
|  <p>Set 24</p> | <p>Folded Vellum Description: This produces a letter, folded, ready to mail Sample: Sample #24 Software: Acrobat, InDesign, Photoshop</p> |



| | |
|-------------------------------------------------------------------------------------------------------------------|------------------------------------------------------------------------------------------------------------------------------------------------------------------------------------------------------------------------------|
| Notes | Letter is folded by printer using letter fold. |
| Paper | Vellum from <i>WorldWin Extrordinary Papers</i> . 8.5x11 |
| ◆◆ Set 25  | Vellum with Water Mark, Folded Description: This produces a letter, folded, with water mark Sample: Sample #25 Software: Acrobat, InDesign, Photoshop |
| Notes | Added logo. |
| Paper | Vellum from <i>WorldWin Extrordinary Papers</i> . 8.5x11 |
| ◆ Set 26  | Legal Contract Description: This produces a 2 page legal size document Sample: Sample #26 Software: Word (may use InDesign) |
| Notes | Word software with added logo setting it up on legal size paper. |
| Paper | 20wt., 24wt. 8.5x14 |
| ◆ Set 27  | 4 Page Legal Contract Stapled Description: This produces a 4 page legal size document, stapled Sample: Sample #27 Software: Word (may use InDesign) |
| Notes | Two pieces of paper. Logo is added in Word. |
| Paper | 20wt., 24wt. 8.5 x14 |
| ◆◆ Set 28  | Legal Stapled, Water Mark, 4 Page Description: This produces a 4 page legal size document, stapled with water mark Sample: Sample #28 Software: Word (may use InDesign) |
| Notes | Placed watermark from the printer menu. |
| Paper | 20wt., 24wt. 8.5x14 |
| ◆◆ Set 29  | Print Sets Book w/ Cover Description: 56 page fold in half booklet with cover added by printer Sample: Print Sets I Book Software: Acrobat, InDesign, Photoshop |
| Notes | Folded and bound with finishing unit. |



| | |
|------------------------------------------------------------------------------------------------------------------------------------------------------------------------------------------------------------------------------------------------------------------------------------------------------------|------------------------------------------------------------------------------------------------------------------------------------------------------------------------|
| Paper | Brochure paper 32wt. and 20wt. 8.5x11 |
|  Set 30 8.5" x 10" Picture Description: For 'reprints' which are copyrighted by the artist. Sample: Sample #25 Software: Acrobat, InDesign, Photoshop | |
| Notes | Copyright added in InDesign, not PhotoShop |
| Paper | <i>Kromekote Smart Plus Cover C15 white cast coat finish grain long (P11172C) obtained from Xpedx. 8.5 x11</i> |
|  Set 31 2-Sided Brochure Tri-folded Description: Brochure folded by finisher on printer. Sample: Habakkuk Brochure Software: Acrobat, InDesign, Photoshop | |
| Notes | A true brochure fold will bring the paper all the way across to the other side and all three columns will be even across the paper. Set is letter fold. |
| Paper | 20wt., 24wt. or 32wt. gloss or flat 8.5 x 11 |
|  Set 32 2 Page Half-Fold Booklet Description: Booklet Folded but not stapled Sample: Print Sets Brochure 2 page Software: Acrobat, InDesign, Photoshop | |
| Notes | Half fold patterns: #32-2 page, #33-4 page, #68-4 page, #122-4 page, # 131-6 page, # 123-8 page, #124-12 page, #125-16 page, #126-20 page, #127-24 page, #133-64 page. |
| Paper | 20wt., 24wt. 32wt. gloss or flat 8.5 x11 |
|  Set 33 4 Page Half-Fold Brochure Description: 4 page, folded, stapled booklet Sample: Print Sets Brochure 4 page Software: Acrobat, InDesign, Photoshop | |
| Notes | Half fold patterns: #32-2 page, #33-4 page, #68-4 page, #122-4 page, # 131-6 page, # 123-8 page, #124-12 page, #125-16 page, #126-20 page, #127-24 page, #133-64 page. |
| Paper | 20wt., 24wt. 32wt. gloss or flat 8.5 x11 |


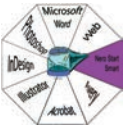



| | |
|----------------------------------------------------------------------------------------------------------|--------------------------------------------------------------------------------------------------------------------------------------------------------------------------------------------------------------------------------------------------|
|  <p>Set 34</p> | <p>Display bag top for Gusseted bag 11 Cm size Description: Folded paper staples atop bag for display (see #89) Sample: Mama Bugsy Bag top Software: Acrobat, InDesign, Photoshop</p> |
| <p>Notes</p> | <p>The bag top template set up in InDesign. You can actually measure the paper and move them over if needed. 4 per page.</p> |
| <p>Paper</p> | <p>20wt., 24wt. 32wt. gloss or flat 8.5 x11</p> |
|  <p>Set 35</p> | <p>Counter Display 11" x 14" Description: Fits in counter display with pocket brochures Sample: Glorybound Counter Display Software: Acrobat, InDesign, Photoshop</p> |
| <p>Notes</p> | <p>Printed 11 x 17 and cut to size</p> |
| <p>Paper</p> | <p>32wt. flat or gloss 11x17</p> |
|  <p>Set 36</p> | <p>CD Insert Front Page Description: Folded booklet in front of plastic CD Sample: Folded booklet Sharing Ole Lumpy CD Software: Acrobat, InDesign, Photoshop</p> |
| <p>Notes</p> | <p>Instructions on changing colors and fonts. Print Sets #2 and #3 are for CD front and back.</p> |
| <p>Paper</p> | <p>32wt. gloss 8.5 x11</p> |
|  <p>Set 37</p> | <p>Book Registration Markers I Description: Book Markers Sample: Book Registration Markers for book Tomaseña Software: Acrobat, InDesign, Photoshop</p> |
| <p>Notes</p> | <p>Good if you want to customers to register their books by number.</p> |
| <p>Paper</p> | <p>110 index 8.5 x11</p> |
|  <p>Set 38</p> | <p>Business Cards 2 Description: Business cards using Micro-perforated cards Sample: Sample #38 Software: Avery DesignPro5m</p> |
| <p>Notes</p> | <p>Can use card slitter to cut cards.</p> |





| | |
|---------------------------------------------------------------------------------------------------|--------------------------------------------------------------------------------------------------------------------------------------------------------------------------------------------------------------------------------|
| Paper | Avery 8376 or 8371, or Office Depot White micro-perforated business cards or Index paper 110g. For Glossy use Carolina Thick Glossy Cardstock 144LB Cover 10 pnt C2S or International Paper 10 pnt C2S 144 LB 31.16m. 8.5 x 11 |
|  Set 39 | Certificate Description: Writer's Certificate Sample: Writer's certificate Software: Acrobat, InDesign, Photoshop |
| Notes | Can print on fancy paper |
| Paper | Vellum paper or translucent paper <i>Kelly Papers</i> . 8.5 x 11 |
|  Set 40 | 11" x 17" Poster (Portrait) Description: Water Color Poster Reprint Sample: Ba Ba Verde La Poster Software: Acrobat, InDesign, Photoshop |
| Notes | Brought water color painting into digital by high resolution scan into Photoshop and set in InDesign for more control with printing functions. |
| Paper | <i>Kromekote Smart Plus Cover Gloss</i> or flat 10 pnt SMART from <i>Xpdx</i> . 17 x 11 |
|  Set 41 | 17" x 11" Poster (Landscape) Description: Water Color Poster Reprint Sample: Sharing Ole Lumpy Poster Software: Acrobat, InDesign, Photoshop |
| Notes | Brought painting into digital by high resolution scan into Photoshop and set in InDesign for more control with printing functions. |
| Paper | <i>Kromekote Laser High Gloss Cover</i> or flat 10 pnt SMART from <i>Xpdx</i> . 17 x 11 |
|  Set 42 | DesignPro5 Stickers Description: 1" x 2 5/8" Stickers Sample: Stickers for recorder BaBa Verde La Software: Avery DesignPro 5 |
| Notes | Template # 5160 |
| Paper | #5160 or #8160 Avery. Mailing Labels 1x2.5/8 <i>Office Max</i> or <i>Labelblank Corporation Z-L</i> . Bright White Laser Labels from <i>Kelly Papers</i> . 8.5 x 11 |





| | |
|----------------------------------------------------------------------------------------------------------------|----------------------------------------------------------------------------------------------------------------------------------------------------------------------------------------------------------------|
| <p>◆ Set 43</p>  | <p>Vinyl Cover for Book Description: Print on vinyl. Cut to 10" x 10" spiral bound. Sample: Abreas Ansus Software: Acrobat, InDesign, Photoshop</p> |
| <p>Notes</p> | <p>Ok to use maroon and white. Black does not show up.</p> |
| <p>Paper</p> | <p><i>Pressline Leather-finish latex Book Covers</i> with square corners. .017 pt from <i>Kelly Papers</i>. 8.5 x 11</p> |
| <p>◆◆ Set 44</p>  | <p>Soft Cover Book Description: Paper will fit all the way around most books Sample: katisha Software: Acrobat, InDesign, Photoshop</p> |
| <p>Notes</p> | <p>Cover on tabloid paper and the pages on 8.5 x 11</p> |
| <p>Paper</p> | <p><i>Kromekote Smart plus cover C15</i> white cast coat finish grain long (P11172C) obtained from <i>Xpdx</i>. 11 x 17</p> |
| <p>◆◆ Set 45</p>  | <p>Big Book 11" x 17" Portrait Mode Description: Children's book to be wire bound Sample: Mama Bugsy F Software: Acrobat, InDesign, Photoshop</p> |
| <p>Notes</p> | <p>5/8 twin wire for binding</p> |
| <p>Paper</p> | <p>20wt., or 24wt. 11 x 17</p> |
| <p>◆ Set 46</p>  | <p>Book Marks Description: Book marks to go with book Sample: Ordinary People Book Mark Software: Acrobat, InDesign, Photoshop</p> |
| <p>Notes</p> | <p>Thick weight paper is flipped over to print the other side.</p> |
| <p>Paper</p> | <p><i>Kromekote Laser High Gloss Cover</i> or flat 10 pnt SMART from <i>Xpdx</i>. 8.5 x 11</p> |
| <p>◆ Set 47</p>  | <p>Word Document Stapled in Corner Description: Stapled using Finishing Unit on Printer Sample: Sample # 47 Software: Word</p> |
| <p>Notes</p> | <p>Printer will not staple if programmed for Heavy Paper</p> |
| <p>Paper</p> | <p>20wt., 24wt. or 32wt. 8.5 x 11</p> |





| | |
|------------------------------------------------------------------------------------------------------------|----------------------------------------------------------------------------------------------------------------------------------------------------------------------------------------------------------------------------------------------------------------------|
|  <p>◆ Set 48</p> | <p>Word Document, 3 Holes Covers, Front, Back Description: Ready for binder 8.5 x 11 pages with cover Sample: Sample # 48 Software: Word or any other</p> |
| <p>Notes</p> | <p>See Program Set #272 to turn font for 1" spine on binder.</p> |
| <p>Paper</p> | <p>20wt., 24wt. or 32wt. 8.5 x 11</p> |
|  <p>◆◆ Set 49</p> | <p>Word Document 3 Holes Heavy Cvr, Back Description: Word Document with 3 holes, heavy weight cover, back page. Also will add date and page numbers. Sample: Sample # 49 Software: Word or any other</p> |
| <p>Notes</p> | <p>Holes, date and page number are added on printer function, not in pattern</p> |
| <p>Paper</p> | <p>20wt., 24wt. or 32wt. 8.5 x 11</p> |
|  <p>◆ Set 50</p> | <p>Booklet, Staples on Left Description: Portrait mode staple on left booklet Sample: Order forms Catalogue GBB Software: Acrobat, InDesign, Photoshop</p> |
| <p>Notes</p> | <p>Quick binding done by finishing unit</p> |
| <p>Paper</p> | <p>White and colored 8.5 x 11</p> |
|  <p>◆ Set 51</p> | <p>Booklet folded, stapled Description: 30 pages, 16 spreads = 52 numbered 1/2 pages stapled and folded by finisher Sample: Spiritual Books Catalogue GBB Software: Acrobat, InDesign, Photoshop</p> |
| <p>Notes</p> | <p>30 pages = 15 pieces of paper. They are folded in half to make booklet.</p> |
| <p>Paper</p> | <p>20wt., 24wt. or 32wt. 8.5 x 11</p> |
|  <p>◆ Set 52</p> | <p>3-Fold Brochure Description: Tri-fold brochure with tables for pricing Sample: Ron's Brochure Software: Acrobat, InDesign, Photoshop</p> |
| <p>Notes</p> | <p>Some finishers do not use a true 'Brochure fold', but, rather a 'letter fold'. A true brochure fold will bring the paper all the way across to the other side and all three columns will be even across the paper. Set is letter fold.</p> |
| <p>Paper</p> | <p>32wt. gloss or flat 8.5 x 11</p> |


| | |
|----------------------------------------------------------------------------------------------------------|------------------------------------------------------------------------------------------------------------------------------------------------------------------------------------------------------------------------|
|  <p>Set 53</p> | <p>Birthday Banner 11" x 17" (Portrait) Description: 11" x 17" birthday banner Sample: Lumpy Birthday Banner Software: Acrobat, InDesign, Photoshop</p> |
| <p>Notes</p> | <p>Uses a lot of toner, but makes a pretty sign.</p> |
| <p>Paper</p> | <p><i>Kromekote Laser High Gloss Cover</i> or flat 10 pnt SMART from <i>Xpedx</i>. 17 x 11</p> |
|  <p>Set 54</p> | <p>Word Document 2-Side Copyright, Date & Pg Nu Description: Word with added copyright notice and page numbers. Sample: Sample #54 Software: Word</p> |
| <p>Notes</p> | <p>Embeds water mark copyright notice across page added in print screen, as final product. Good for first run book files.</p> |
| <p>Paper</p> | <p>20wt., 24wt. or 32wt. 8.5 x 11</p> |
|  <p>Set 55</p> | <p>CD Insert page Description: Front page insert for CD is a small booklet Sample: Ole Lumpy loved and Shared CD Software: InDesign, Photoshop, Acrobat</p> |
| <p>Notes</p> | <p>Pages are made, then cut to fit in CD front.</p> |
| <p>Paper</p> | <p>24wt., 20wt. 8.5 x 11</p> |
|  <p>Set 56</p> | <p>Shrink Legal to Letter Description: Book downsized (B size went to C) Sample: Setareh Book Software: Acrobat, InDesign, Photoshop</p> |
| <p>Notes</p> | <p>Shrink book (8 1/2" x 14") to offer different size (8 1/2" x 11"). See Program Sets to add, delete pages, add page numbers, etc.</p> |
| <p>Paper</p> | <p>24wt., 20wt. 8.5 x 11</p> |
|  <p>Set 57</p> | <p>Garment Tags L Description: Garment Tag Large Size Sample: GBK Large Size shirt tag (Sharing Ole Lumpy) Software: Acrobat, InDesign, Photoshop</p> |
| <p>Notes</p> | <p>Attach with string to garment. 13 per pg 2 sided.</p> |
| <p>Paper</p> | <p>110 wt. index flat or gloss. 8.5 x 11</p> |

| | |
|-------------------------------------------------------------------------------------------------------------------|------------------------------------------------------------------------------------------------------------------------------------------------------------------------------------------------------------------------------------------------------|
| <p>♦ Set 58</p>  | <p>Box Liner for Stationery Description: Logo Paper 8.5 x 14 blown up to 11x17 Sample: GBB Box Liner Software: Acrobat, InDesign, Photoshop</p> |
| <p>Notes</p> | <p>Logo paper used as box liner.</p> |
| <p>Paper</p> | <p>20 wt. 11 x 17</p> |
| <p>♦ ♦ Set 59</p>  | <p>Mini CD Burn Description: Burning a mini CD Sample: Sample #59 Software: Neuro Start/Smart from Writemaster</p> |
| <p>Notes</p> | <p>The CDs are reproduced using EZ Dupe</p> |
| <p>Media</p> | <p>Silver/Silver Inkjet Hub Printable Mini CD-R Blank Media 32x</p> |
| <p>♦ ♦ Set 60</p>  | <p>Booklet Tabloid, Fold, Staple Description: 8.5 x 11 staple in center booklet with gloss cover. Sample: Full size Glorybound Books Catalogue Software: Acrobat, InDesign, Photoshop</p> |
| <p>Notes</p> | <p>11x17 landscape booklet to be folded and stapled. Print cover on gloss paper and add to booklet.</p> |
| <p>Paper</p> | <p>Mohawk 32 lb gloss 11x17 for cover, pages 20lb 11x17</p> |
| <p>♦ ♦ Set 61</p>  | <p>Blow-up Perfect Bound to tabloid book Cover Description: Blow up large print edition. Sample: Miracle's Large Print Software: Acrobat, InDesign, Photoshop</p> |
| <p>Notes</p> | <p>The book is set up 8.5 x 11 pages but forced to expand to print on 11 x 17. For Book See Set #64.</p> |
| <p>Paper</p> | <p>Kromekote Laser High Gloss Cover or flat 10 pnt SMART from <i>Xpdx</i>. 17 x 11</p> |
| <p>♦ Set 62</p>  | <p>Tri-Fold Brochure (Inside out) Description: Two sided brochure folded Sample: Lasertrain Class Brochure Software: Acrobat, InDesign, Photoshop</p> |

| | |
|-------------------------------------------------------------------------------------------------------------------|---------------------------------------------------------------------------------------------------------------------------------------------------------------------------------------------------------------------------------------------------------------|
| Notes | Recommend set up using InDesign because you can measure the paper and move margins if needed. |
| Paper | 24wt. or 32wt. gloss or flat. 8.5 x 11 |
| ◆◆ Set 63  | Vinyl Fold Book Description: Cut to 10cm x 16 cm. Printing on vinyl Sample: Into the Middle book Software: Acrobat, InDesign, Photoshop |
| Notes | The vinyl cover is printed then the pages are printed. The cover is added afterward and book cut to size. |
| Paper | <i>Pressline Leather-finish latex Book Covers</i> with square corners. 8.5 x 11 .017 pt <i>Kelly Papers</i> . 24w 8.5 x 11 for pages |
| ◆◆ Set 64  | Blow-up Perfect Bound page to Tabloid Book Description: Set up 1/2 sheet 8.5 x 11 pages and then blown up for large print edition. Sample: Miracule's Large Print Software: Acrobat, InDesign, Photoshop |
| Notes | The whole book is enlarged to 11 X 17 paper, printed just the same and cut into two making two books which become 'large print books'. See # 61 for cover. |
| Paper | 20wt., 24wt. 11x17. Colored paper 8.5 x 11 as spacer. |
| ◆ Set 65  | The Lake Powell Calendar Description: 11 x 17 folded in half calendar with added cover Sample: Lake Powell Calendar Software: Acrobat, InDesign, Photoshop |
| Notes | Designed 11 x 17 landscape so that it becomes a booklet. Print cover and feed as plain paper adding to pages folded and stapled by printer. Need a hole drilled to hang. Paper is too thick for standard hole punch. |
| Paper | <i>Mohawk</i> 32 LB color copy gloss for cover 11x17. 20wt., 24wt. for pages 11x17 |
| ◆◆ Set 66  | Blow-up perfect bound pg Letter to Tabloid Description: 8.5 x 11 Landscape and blows up to 11 x 17. Sample: Bossy Cats Book Software: Acrobat, InDesign, Photoshop |
| Notes | The book is bound on the side 11 in landscape |

| | |
|--------------------------------------------------------------------------------------------------------|---------------------------------------------------------------------------------------------------------------------------------------------------------------------------------------------------------------------------------------------|
| Paper | 24wt. or 32wt. gloss or flat 11x17 |
| ◆ Set 67  | Barcode Stickers 2" x 4" (Wasp and Avery) Description: Bar Code added to stickers Sample: Sample # 67 Software: Avery Design Pro and Wasp |
| Notes | Bar Code created in Wasp pasted into <i>Avery</i> to make stickers. Template 5963 Avery |
| Paper | Sticker paper 2" x 4" size. <i>Labelblank Corporation Z-L</i> or <i>Avery 5963</i> . 8.5 x 11 |
| ◆ Set 68  | Booklet Half fold 4 page, 2 staples Description: 4 page, folded, stapled booklet Sample: Sample # 68 Software: Acrobat, InDesign, Photoshop |
| Notes | Half fold patterns: #32-2 page, #33-4 page, #68-4 page, #122-4 page, # 131-6 page, # 123-8 page, #124-12 page, #125-16 page, #126-20 page, #127-24 page, #133-64 page. |
| Paper | 20wt., 24wt., 32wt. gloss or flat. 8.5 x 11 |
| ◆◆ Set 69  | Post Card Calendar Description: Pages of the calendar are embedded as post cards Sample: Lake Powell 2009 Post Card Calendar Software: Acrobat, InDesign, Photoshop |
| Notes | Paper run as Thick 4 in printer |
| Paper | <i>Kromekote Smart Plus Cover C15</i> white cast coat finish grain long (P11172C) Flat from <i>Xpedx</i> . 110 Index 11 x 17 |
| ◆ Set 70  | Basic Stickers (Full page) Description: Full page Sticker Sample: Mailing Stickers -from download US Mail Software: InDesign, Photoshop, Acrobat or download PDF from US Mail Web Site |
| Notes | Avery #3267 Template |
| Paper | Full page sticker paper <i>Avery</i> . <i>Labelblank Corporation Z-L</i> Bright White Laser Labels from <i>Kelly Papers</i> . 8.5 x 11 |

| | |
|----------------------------------------------------------------------------------------------------------------|------------------------------------------------------------------------------------------------------------------------------------------------------------------------------------------------------------------------------------------------------------|
| <p>◆ Set 71</p>  | <p>Large Print Perfect Bound Book Cover Description: Heavy stock book cover Sample: Miracule's Book Software: Acrobat, InDesign, Photoshop</p> |
| <p>Notes</p> | <p>Wraps around 8.5 x 11 book pages. Laminate with 0.5mil.</p> |
| <p>Paper</p> | <p><i>Kromekote Smart Plus Cover C15</i> white cast coat finish grain long (P11172C) obtained from <i>Xpedx</i>. Gloss or flat. 11 x 17</p> |
| <p>◆◆ Set 72</p>  | <p>GBK C Coil Bind Book Description: Children's 5.5" x 8.5" laminate cover and coil bind. Sample: Setareh C Software: Acrobat, InDesign, Photoshop</p> |
| <p>Notes</p> | <p>.5 lamination for cover. 9mm or 10mm coil for binding.</p> |
| <p>Paper</p> | <p>Cover C2S White 10 pt. 8.5 x 11. Pages 24wt. or <i>Kromekote Laser High Gloss</i>.</p> |
| <p>◆◆ Set 73</p>  | <p>Large Print Edition Perfect Bound Book Description: Set assumes you already have a 5.5 x 8.5 book. Sample: Miracule's Software: Acrobat, InDesign, Photoshop</p> |
| <p>Notes</p> | <p>Use Print Set 61 for blow up of cover.</p> |
| <p>Paper</p> | <p><i>Kromekote Smart Plus Cover C15</i> white cast coat finish grain long (P11172C) obtained from <i>Xpedx</i> 11 x 17. Flat. Pages 24wt. 11 x 17</p> |
| <p>◆ Set 74</p>  | <p>Business Cards Clip Art Description: Personalized Business Cards Sample: Sample #74 Business Cards Software: Avery</p> |
| <p>Notes</p> | <p>Add Clip art from the Avery file or your computer. Avery template #8376 or #8371. Use perforated or cut.</p> |
| <p>Paper</p> | <p>Avery 8376 or 8371, or <i>Office Depot</i> White micro-perforated business cards or Index paper 110g. For Glossy use <i>Carolina Thick Glossy Cardstock</i> 144LB Cover 10 pnt C2S or <i>International Paper</i> 10 pnt C2S 144 LB 31.16m. 8.5 x 11</p> |

| | |
|----------------------------------------------------------------------------------|-------------------------------------------------------------------------------------------------------------------------------------------------------------------------------------------------------------------------------------------------------|
|  | <p>Set 75</p> <p>Shrink Legal to Letter Wire Bind Book</p> <p>Description: Children's book 5.5" x 8.5" from legal size.</p> <p>Sample: Setareh C</p> <p>Software: Acrobat, InDesign, Photoshop</p> |
| <p>Notes</p> | <p>Not staple in center book. Needs a binding when completed.</p> |
| <p>Paper</p> | <p>20wt. or 24wt. paper, color paper as spacers 8.5 x 11</p> |



<https://thepublishersschool.com>
to find the print and pattern sets

