



# KIDS

*Train up a child in the way he should go and when he is old, he will not detour from it.*  
Growing young minds to love God and others.

## F-J Printing Letters Traditional

Name \_\_\_\_\_

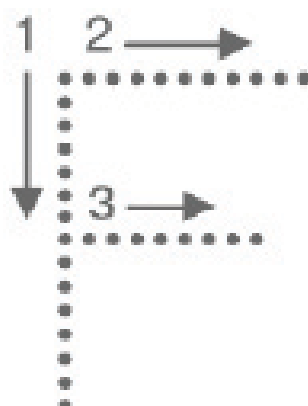
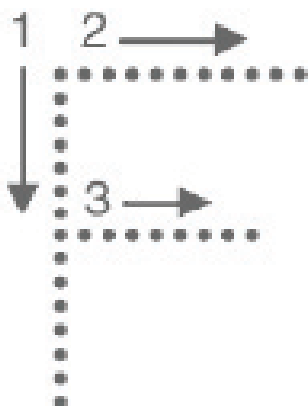
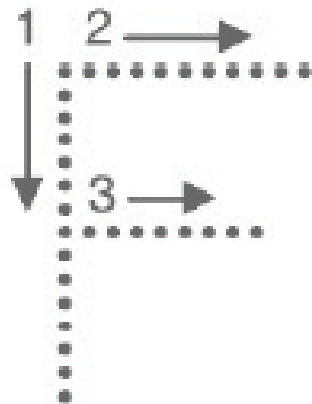
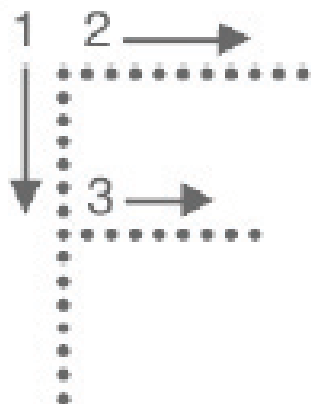

# Practice Printing

Name \_\_\_\_\_

F

## Practice Printing

Trace the letters with a pencil.  
Follow the direction of the arrows.



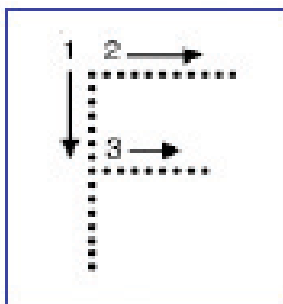



Name \_\_\_\_\_

F

## Practice Printing

Trace the letters with a pencil.  
Follow the direction of the arrows.


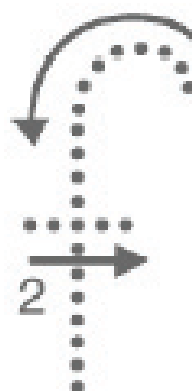



Name \_\_\_\_\_

f

## Practice Printing

Trace the letters with a pencil.  
Follow the direction of the arrows.


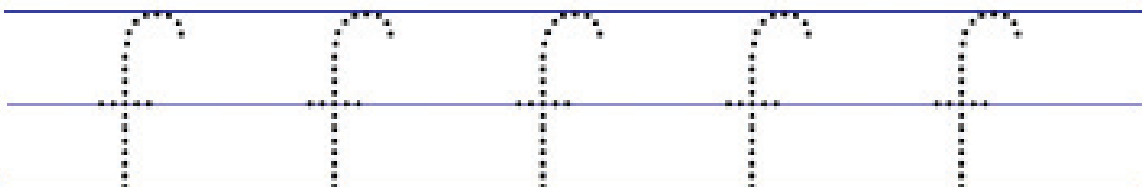

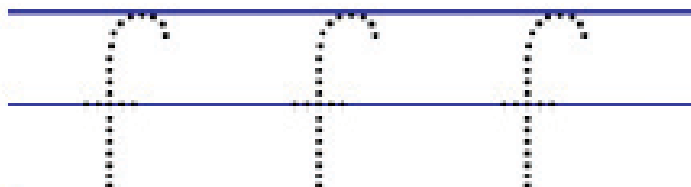
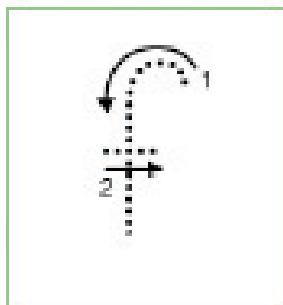



Name \_\_\_\_\_

## Practice Printing

f

Trace the letters with a pencil.  
Follow the direction of the arrows.

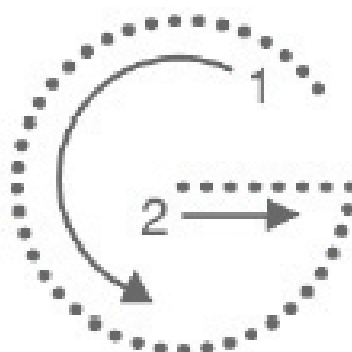
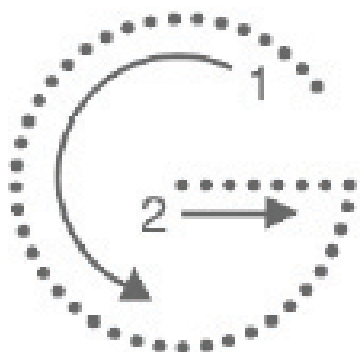
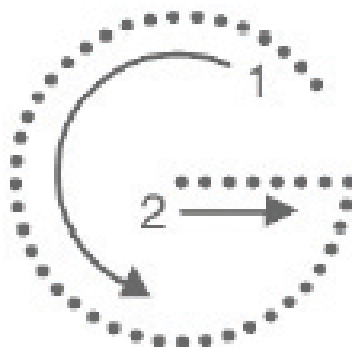
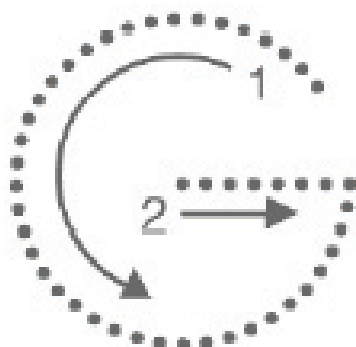


Name \_\_\_\_\_

G

## Practice Printing

Trace the letters with a pencil.  
Follow the direction of the arrows.

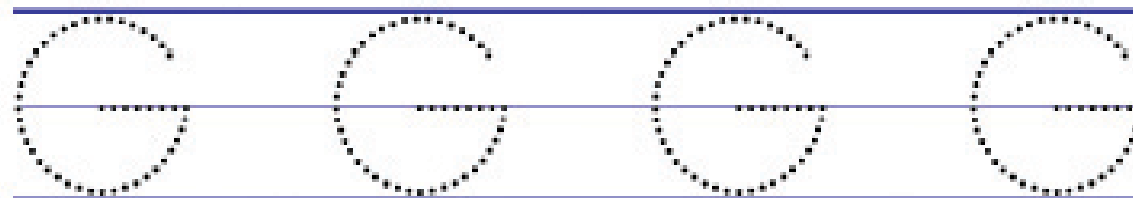
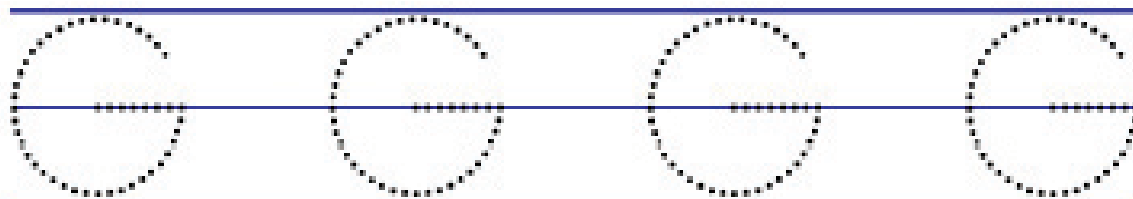
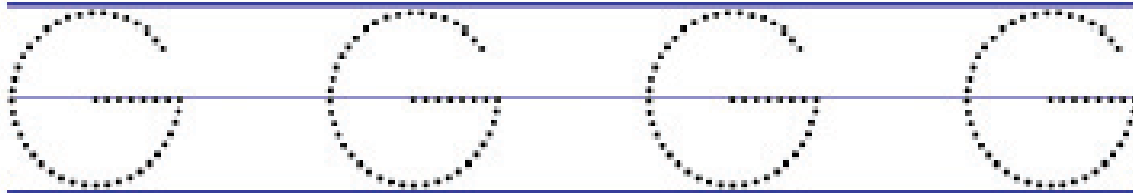
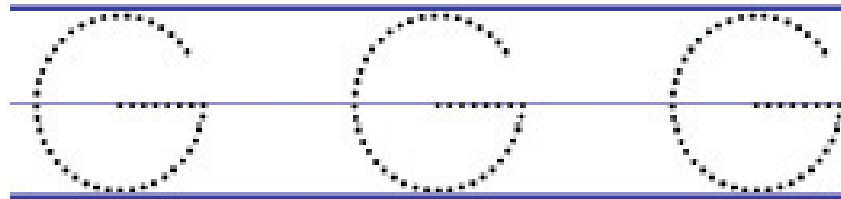
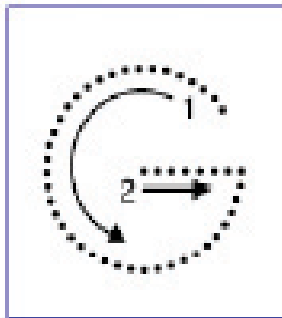


Name \_\_\_\_\_

G

## Practice Printing

Trace the letters with a pencil.  
Follow the direction of the arrows.









Name \_\_\_\_\_

g

## Practice Printing

Trace the letters with a pencil.  
Follow the direction of the arrows.



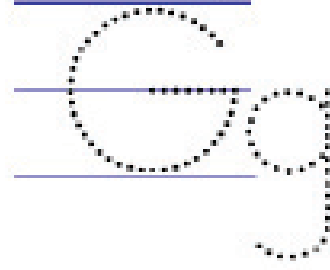
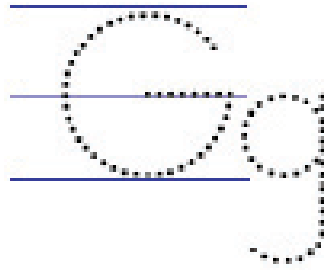

	
	

Name \_\_\_\_\_

Gg

## Practice Printing

Trace the upper and lower case letters.



Print three sets of the upper and lower case letters.

_____	_____	_____
_____	_____	_____
_____	_____	_____

Print three sets of the upper and lower case letters.

_____	_____	_____
_____	_____	_____
_____	_____	_____

Print three sets of the upper and lower case letters.


_____	_____	_____
_____	_____	_____
_____	_____	_____

Name \_\_\_\_\_

H

## Practice Printing

Trace the letters with a pencil.  
Follow the direction of the arrows.





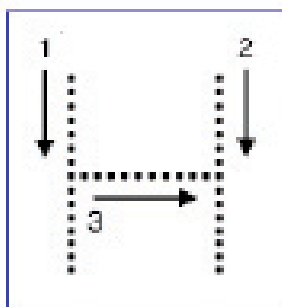




Name \_\_\_\_\_

H

## Practice Printing

Trace the letters with a pencil.  
Follow the direction of the arrows.




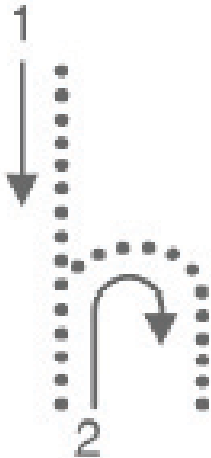
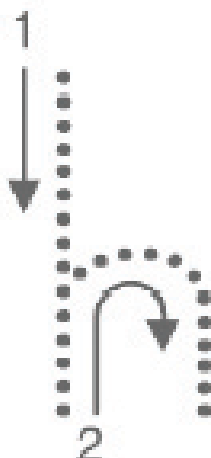

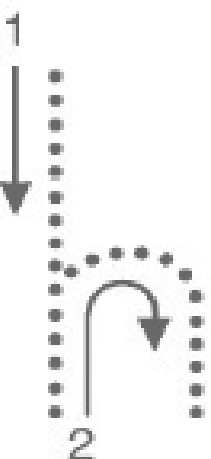
Name \_\_\_\_\_

## Practice Printing

h

Trace the letters with a pencil.  
Follow the direction of the arrows.



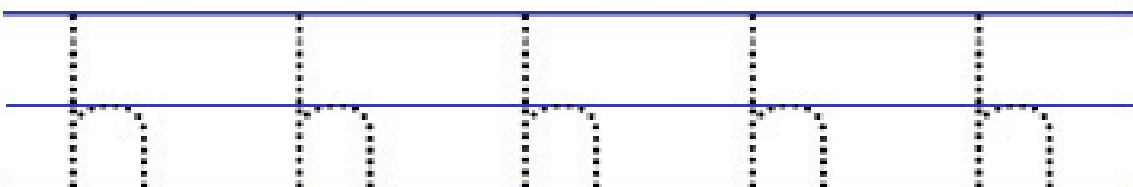
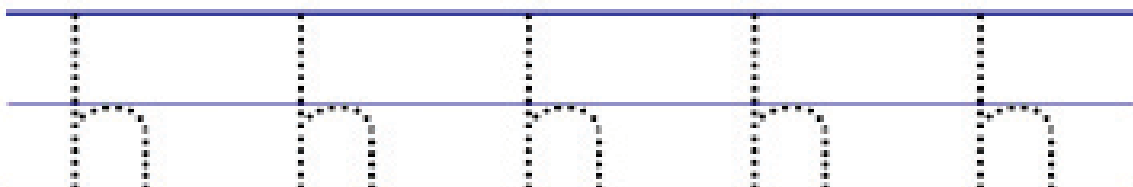
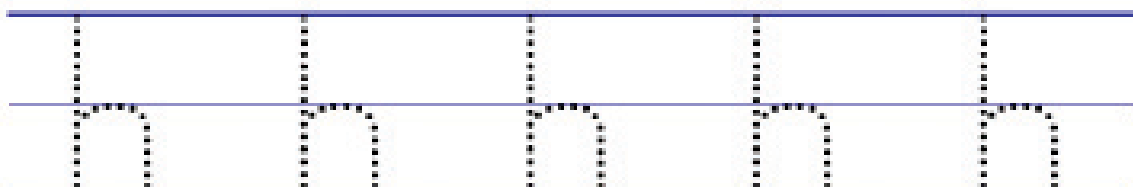
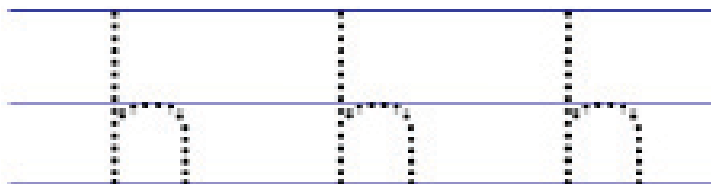
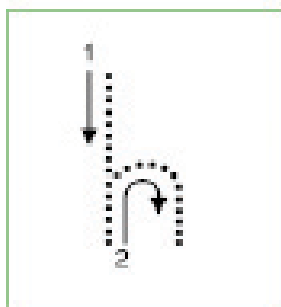

	
	

Name \_\_\_\_\_

## Practice Printing

h

Trace the letters with a pencil.  
Follow the direction of the arrows.

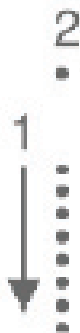



Name \_\_\_\_\_

## Practice Printing

i

Trace the letters with a pencil.  
Follow the direction of the arrows,

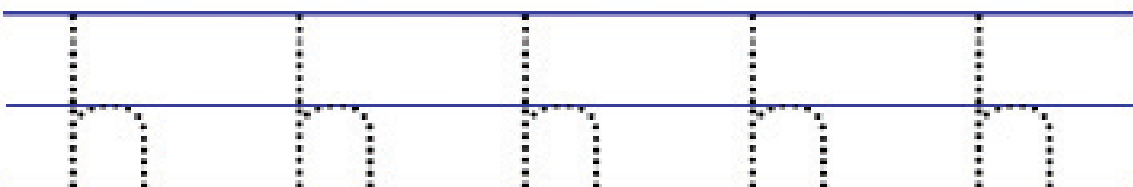
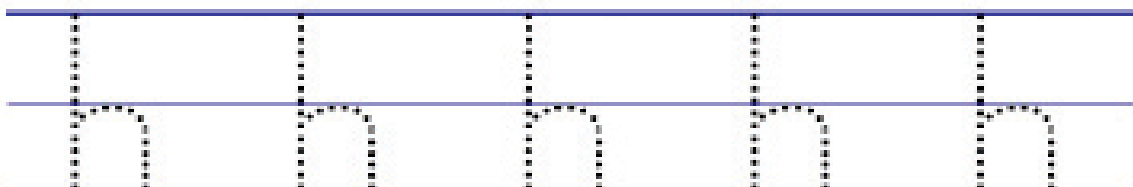
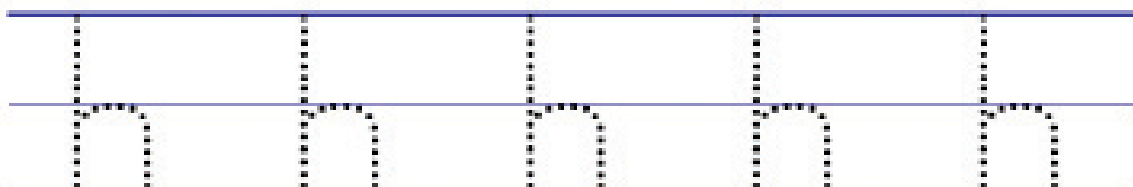
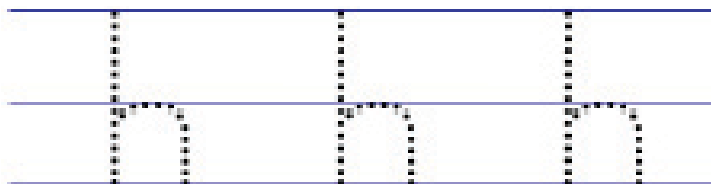
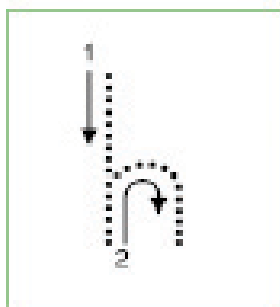



Name \_\_\_\_\_

## Practice Printing

h

Trace the letters with a pencil.  
Follow the direction of the arrows.



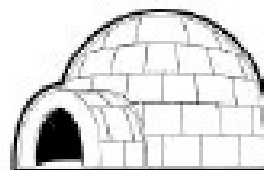


Name \_\_\_\_\_

I

## Practice Printing

Trace the letters with a pencil.  
Follow the direction of the arrows.

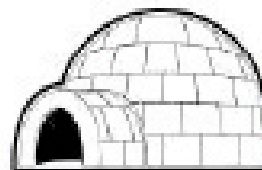



Name \_\_\_\_\_

I

## Practice Printing

Trace the letters with a pencil.  
Follow the direction of the arrows.





Name \_\_\_\_\_

## Practice Printing

i

Trace the letters with a pencil.  
Follow the direction of the arrows,








Name \_\_\_\_\_

## Practice Printing

i

Trace the letters with a pencil.  
Follow the direction of the arrows.





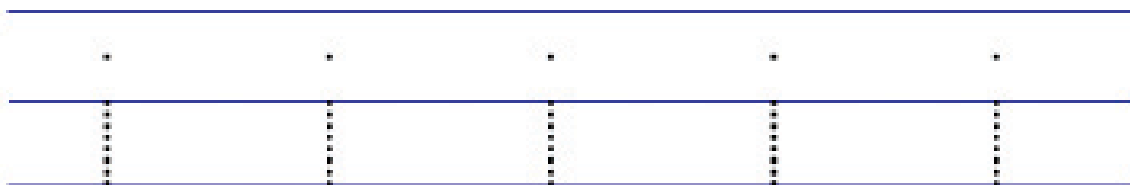

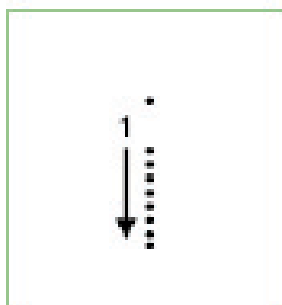
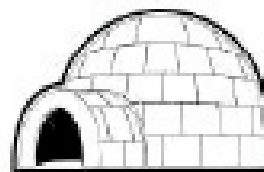
	
	

Name \_\_\_\_\_

## Practice Printing

i

Trace the letters with a pencil.  
Follow the direction of the arrows.



Name \_\_\_\_\_

J

## Practice Printing

Trace the letters with a pencil.  
Follow the direction of the arrows.


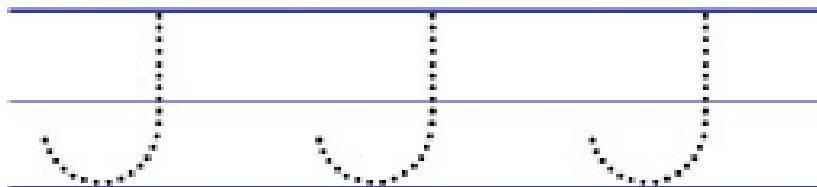
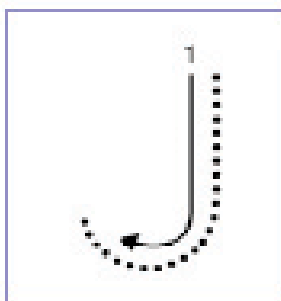



Name \_\_\_\_\_

## Practice Printing

J

Trace the letters with a pencil.  
Follow the direction of the arrows.



Name \_\_\_\_\_

j

## Practice Printing

Trace the letters with a pencil.  
Follow the direction of the arrows.





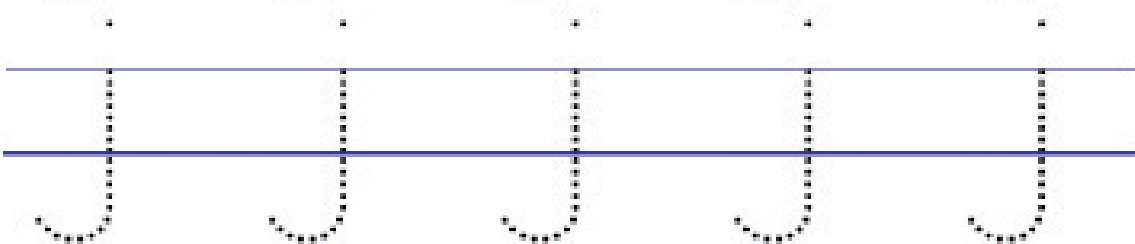
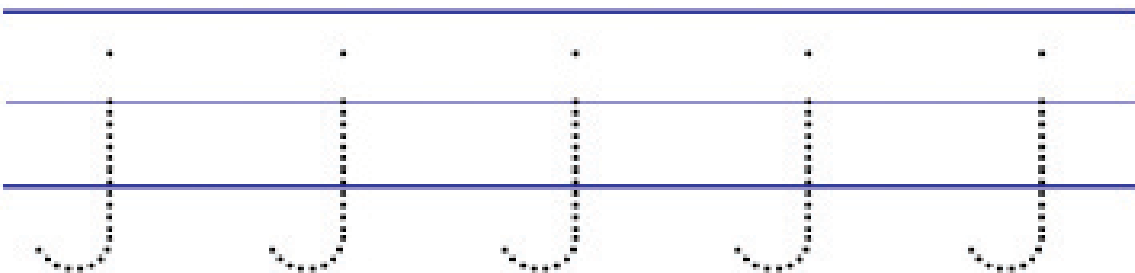
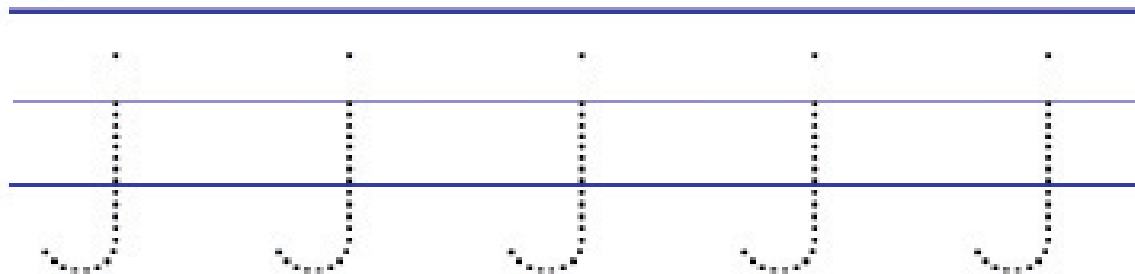
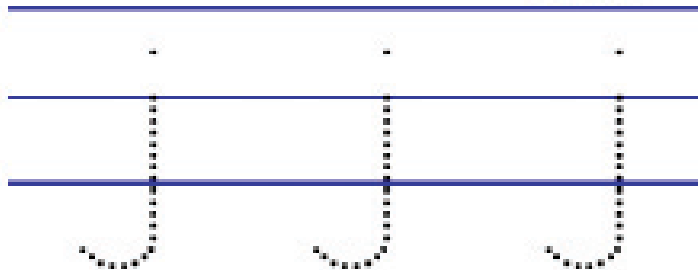
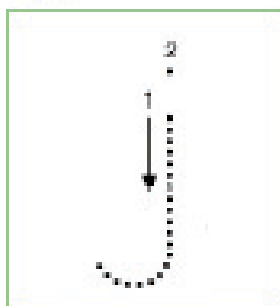

Name \_\_\_\_\_

j

## Practice Printing

Trace the letters with a pencil.

Follow the direction of the arrows.



Name \_\_\_\_\_

## Practice Printing

Handwriting practice lines consisting of solid top and bottom lines with a dashed midline for letter height guidance. The page contains four sets of these lines.

Name \_\_\_\_\_

## Practice Printing

\_\_\_\_\_

.....

\_\_\_\_\_

\_\_\_\_\_

.....

\_\_\_\_\_

\_\_\_\_\_

.....

\_\_\_\_\_

\_\_\_\_\_


.....

\_\_\_\_\_

\_\_\_\_\_

.....

\_\_\_\_\_



These worksheets have been compiled for use with Rehema Kids by  
Glorybound Publishing because we love you.

### Ages 3-6 Worksheets Available

Classifying  
Color Fun  
Color Words  
Counting  
Following Directions  
Letters  
Matching  
Mazes  
Numbers  
Nursery Rhymes  
Ordinal Numbers  
Position  
Puzzle Fun  
Shapes  
Size  
Social Studies