

PLYMALE

TECH PACK FOR  :

**Ladies 2pc Bathing Suit**

80 Polyester, 20 Span

S-3XL

CONTACT

PHONE: 304.553.9607

EMAIL: [bethany.plymale@gmail.com](mailto:bethany.plymale@gmail.com)

WEBSITE: [bethanyplymale.com](http://bethanyplymale.com)

INSTA: [@bet\\_plymale](https://www.instagram.com/bet_plymale)



# realessentials

## Ladies 2pc Bathing Suit

80 Polyester, 20 Span

S-3XL

SET 1



BLACK  
TWO DOT  
PURPLE ZIG

SET 2



CLASSIC BLUE  
PURPLE LEAF  
CHILL LEAF

SET 3



HUNTER GREEN  
CHEETAH  
CORAL LEAF

SET 4



NAVY  
GREEN DOT  
GROOVY FLOWER

SET 5



BLACK  
CLOWN FISH  
ABSTRACT TROPICAL

SET 6



BROOK GREEN  
MULTI ZIG  
SUNNY FUN

SET 7



OLIVE GREEN  
MULTI ZEBRA  
HAWAII

SET 8



BLACK  
ROUGE RED  
SALTY LEAF

SET 9



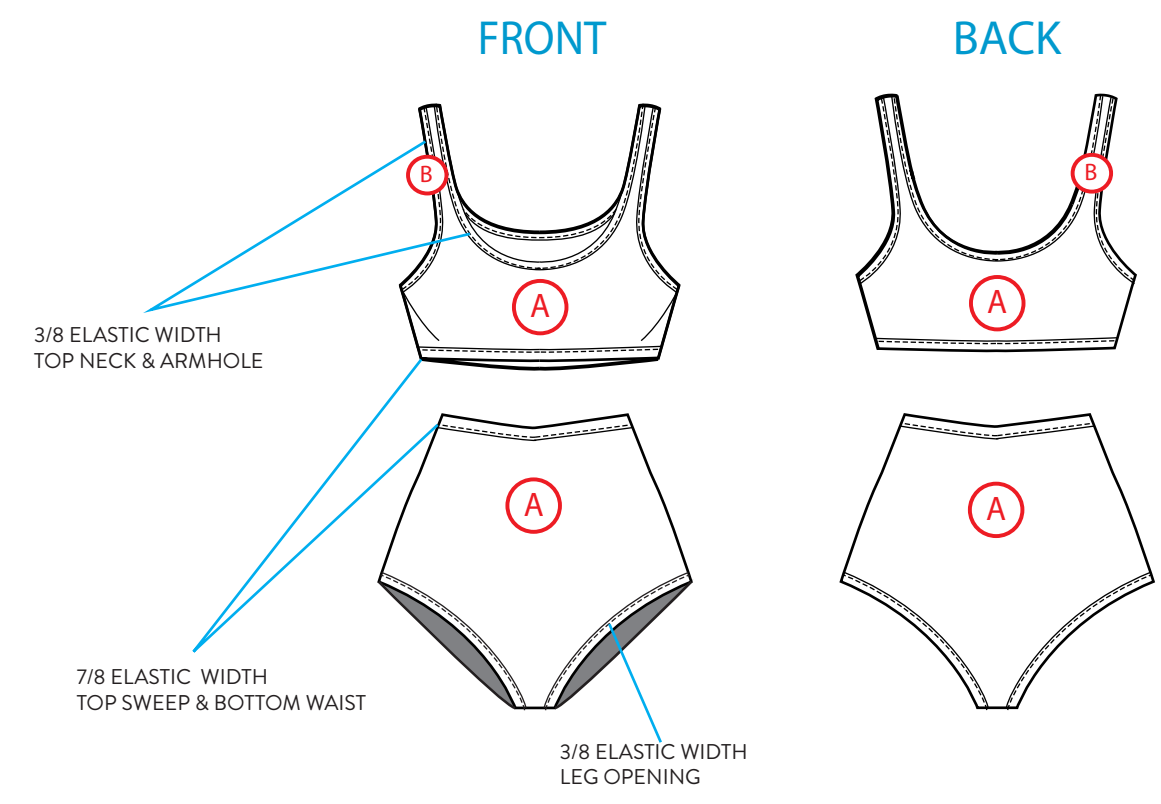
BLACK  
NAVY  
LAVENDER



DATE	STYLE NUMBER	CUSTOMER	SIZE	DESCRIPTION	BRAND
SS 2023	RLS23SW02	LINE	S-3XL	LADIES SWIM 2pc BATHING SUIT	REAL ESSENTIALS

**MATERIAL:** 80 POLYESTER, 20 SPAN

		1	2	3
SET 1	(A) MAIN BODY	BLACK 9c	TWO DOT	PURPLE ZIG
	(B) THREAD	DTM	DTM	DTM
SET 2	(A) MAIN BODY	CLASSIC BLUE 19-4052TCX	PURPLE LEAF	CHILL LEAF
	(B) THREAD	DTM	DTM	DTM
SET 3	(A) MAIN BODY	HUNTER GREEN 19-5511 TPX	CHEETAH	CORAL LEAF
	(B) THREAD	DTM	DTM	DTM
SET 4	(A) MAIN BODY	NAVY 19-4029TCX	GREEN DOT	GROOVY FLOWER
	(B) THREAD	DTM	DTM	DTM
SET 5	(A) MAIN BODY	BLACK 9c	CLOWN FISH	ABSTRACT TROPICAL
	(B) THREAD	DTM	DTM	DTM
SET 6	(A) MAIN BODY	BROOK GREEN 13-6009TCX	MULTI ZIG	SUMMER FUN
	(B) THREAD	DTM	DTM	DTM
SET 7	(A) MAIN BODY	OLIVE GREEN 17-0535 TCX	MULTI ZEBRA	HAWAII
	(B) THREAD	DTM	DTM	DTM
SET 8	(A) MAIN BODY	BLACK 9c	ROUGE RED 18-1755	SATLY LEAF
	(B) THREAD	DTM	DTM	DTM
SET 9	(A) MAIN BODY	BLACK 9c	NAVY 19-4029TCX	LAVENDER 15-3817
	(B) THREAD	DTM	DTM	DTM



**NOTES:**  
 PLS SEND 3 FULL PRINT SAMPLES  
 MAIN BODY ARTWORK ATTACHED



### AOP CHILL PALM

H 10.4"

- A** BLUE TURQUOISE  
15- 5217 TCX
- B** TROPICAL BREEZE  
13- 4307 TCX
- C** SWEET LILAC  
14- 2808 TCX
- D** AMPARO BLUE  
18- 3945 TCX



### AOP MULTI ZEBRA

W 13"

- A** EGGWHITE  
11- 0203 TSX
- B** EMBERGLOW  
17- 1547 TCX
- C** COFFEE BEAN  
19- 0915 TCX
- D** BROOK GREEN  
13- 6009 TCX
- E** CANTALOUPE  
15- 1239 TCX





# realessentials

## Ladies 2pc Bathing Suit

80 Polyester, 20 Span

SPEC


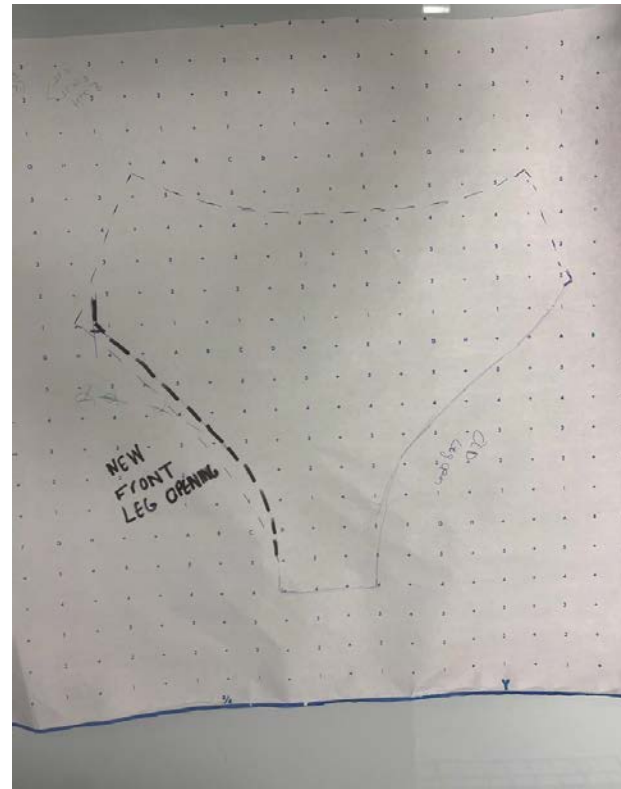
REFERENCE		GRADED SPEC BETH									
REF:	QW080	DATE:	4/28/2023								
CHANNEL:	REAL ESSENTIALS	SIZE GROUP:	WOMEN__WMN PLUS								
PRODUCT GROUP:	SWIM	SIZE RANGE:	XS-S-M-L-XL-XXL__1X-2X-3X								
DESCRIPTION:	2PC, TANK TOP, BIKINI BTM w/MODERATE SEAT COVERAGE										PATTERN #
POM	DESCRIPTION	(0-2)	(4-6)	(8-10)	(12-14)	16	18	16W	(18W-20W)	(22W-24W)	
		X-SMALL	SMALLL	MEDIUM	LARGE	X-LARGE	2X-LARGE	1X	2X	3X	
	TOP	---	---	TOP	---	---	---	TOP	---	---	
1	HPS Lnth to bottom edge	12 3/4	13 3/8	14	14 5/8	15 1/4	15 7/8	16 1/2	17 1/8	17 3/4	
2	Neck Width edge to edge	7 1/2	7 5/8	7 3/4	7 7/8	8	8 1/8	8 1/4	8 3/8	8 1/2	
3	Shoulder Width edge to edge	10	10 1/8	10 1/4	10 3/8	10 1/2	10 5/8	10 3/4	10 7/8	11	
4	Strap Width @ shldr	1 1/4	1 1/4	1 1/4	1 1/4	1 1/4	1 1/4	1 1/4	1 1/4	1 1/4	
7	Chest/Bust Width - 1" b/AH	13 1/4	14 3/8	15 1/2	16 5/8	17 3/4	18 7/8	20	21 1/8	22 1/4	
8	Sweep Width - relaxed	12 3/4	13 1/4	13 3/4	14 1/4	14 3/4	15 1/4	4	4 1/2	5	
9	Sweep Width - extended	14 3/4	15 1/4	15 3/4	16 1/4	16 3/4	17 1/4	17 1/2	18	18 1/2	
10	Armhole Depth - STRAIGHT FROM SHLD TO SIDE SEAM	9	9 1/4	9 1/2	9 3/4	10	10 1/4	11 1/4	11 1/2	11 3/4	
11	Front Neck Drop - HPS to CF	6 3/4	7	7 1/4	7 1/2	7 3/4	8	8 1/4	8 1/2	8 3/4	
12	Back Neck Drop - HPS to CB	6 1/2	7 1/4	8	8 3/4	9 1/2	10 1/4	11	11 3/4	12 1/2	
14	Elastic Width - Sweep	7/8	7/8	7/8	7/8	7/8	7/8	7/8	7/8	7/8	
15	Elastic Width - Neck, Armhole	3/8	3/8	3/8	3/8	3/8	3/8	3/8	3/8	3/8	
	BOTTOM										
16	Waist Relaxed - along edge	11 1/4	12	12 3/4	13 1/2	14 1/4	15	15 3/4	16 1/2	17 1/4	
17	Waist Extended - along edge	15	16	17	18 1/2	20	21 1/2	21	23	25	
18	Hip Width @ TOP OF LEG OPENING	12 1/2	13 1/2	14 1/2	15 1/2	16 1/2	17 1/2	18 1/2	19 1/2	20 1/2	
19	BACK Seat Width @ 6" up fm crotch fold	9 1/4	9 7/8	10 1/2	11 1/8	11 3/4	12 3/8	13	13 5/8	14 1/4	
20	Front Rise Lnth- waist to crotch fold	9 3/4	10 5/8	11 1/2	12 3/8	13 1/4	14 1/8	15	15 7/8	16 3/4	
21	Back Rise Lnth- waist to crotch fold	11 1/4	12	12 3/4	13 1/2	14 1/4	15	15 3/4	16 1/2	17 1/4	
22	Side Lnth-waist to top of leg open	4 1/4	4 1/2	4 3/4	5	5 1/4	5 1/2	6	6 1/4	6 1/2	
23	Leg Open-Front-crotch fold to ss fold	10 1/2	11	11 1/2	12	12 1/2	13	13 1/2	14	14 1/2	
24	Leg Open-Back-crotch fold to ss fold	9 3/4	10 1/4	10 3/4	11 1/4	11 3/4	12 1/4	12 3/4	13 1/4	13 3/4	
26	Front Width @ 5" up fm crotch fold	3 1/2	3 3/4	4	4 1/4	4 1/2	4 3/4	5	5 1/4	5 1/2	
27	Elastic Width - Waist	7/8	7/8	7/8	7/8	7/8	7/8	7/8	7/8	7/8	
28	Elastic Width - Leg Open	3/8	3/8	3/8	3/8	3/8	3/8	3/8	3/8	3/8	

NOTES HIGHLIGHT IN LT GREEN ARE APPROX. MEASUREMENTS, CAN CHANGE BASED ON CRITICAL MEASUREMENTS

NOTES TOP CRITICAL MEASUREMENTS ARE HPS LENGTH (TOP #1) AND ARMHOLE (TOP #10), SIDE SEAM MEASURE SUBJECT TO CHANGE BASED ON THE CRITICAL POM

NOTES BOTTOM CRITICAL MEASUREMENTS ARE LEG OPENINGS (BOTTOM #23 AND #24) AND BOTH FRONT/BACK SEAT WIDTHS (BOTTOM #19 AND #26), HIP (#18) IS SUBJECT TO CHANGE BASED ON CRITICAL POM









**Ladies 2pc Bathing Suit**  
80 Polyester, 20 Spandex  
PRODUCT

