




MAGNET FEET LANDING PAD INSTALLATION



STEPS

1. Use supplied template to align landing pad discs.
2. Fasten using 3M VHB adhesive tape (provided), Sikaflex adhesive (not provided) or three #8 screws (not provided) per pad.
3. Remove and discard template.
4. Align and attach magnets to centers of pads.

HOPE YOU ENJOY YOUR NEW HARDWARE!

Reach out to us with any questions/concerns to: info@uniquecomponentry.com

