




# MAGNET FEET LANDING PAD INSTALLATION



## STEPS

1. Use supplied template to align landing pad discs.
2. Fasten using 3M VHB adhesive tape (provided), Sikaflex adhesive (not provided) or three #8 screws (not provided) per pad.
3. Remove and discard template.
4. Align and attach magnets to centers of pads.

**HOPE YOU ENJOY YOUR NEW HARDWARE!**

Reach out to us with any questions/concerns to: [info@uniquecomponentry.com](mailto:info@uniquecomponentry.com)

