

# HOW TO PLAY

## Kingdom Poster Scroll Adventure

*A family learning adventure about Jesus, love, faith, and the Kingdom of Heaven.*

### STEP 1, PICK JOBS

Every player gets a special job.

#### NARRATOR

Reads the poster words out loud.

#### SCRIBE


Writes answers onto the Family Scroll.

#### ARTIST

Adds artwork later after the journey is complete.




#### DISCIPLE OF JESUS

Helps solve problems kindly and uses scripture when needed.

 One person may do more than one job.

### STEP 2, PRINT YOUR SCROLLS








Print:

-  Top Scroll Page
-  Middle Scroll Pages
-  Bottom Scroll Page

The Family Scroll is where your family records everything learned during the journey.

## **STEP 3, PICK ONE ADVENTURE SERIES**




Choose ONE series to begin.

-  Eden
-  Potter
-  Perfumer
-  Feed 5K
-  Armor of God
-  Parables
-  Prayer

## **STEP 4, OPEN THE FIRST POSTER**

Start with Poster #1.



Every poster has:

-  Pictures
-  Teachings
-  Learning Sections

Start at the top and move step-by-step.

## **STEP 5, GET SUPPLIES**

Each player needs:





-  Blank paper
-  Pencil or pen

The Scribe also needs:

-  Family Scroll

## **STEP 6, CHILDREN GO FIRST**

Children who cannot read go first.

-  Do NOT explain the lesson
-  Do NOT give hints
-  Do NOT interrupt
-  Do NOT guide them

Simply:

- 👉 Point to the poster section
- 👁️ Let them study the pictures
- 🗣️ Let them explain what they think it means

Let their thoughts come naturally from the artwork and teachings.

## 👁️ **STEP 7, LOOK CAREFULLY**

Before anyone talks:

- 👁️ Study the artwork
- 📖 Read the words
- 🤔 Think quietly

Everyone should take time to understand the lesson personally.

## ✍️ **STEP 8, WRITE YOUR ANSWER**

Each player writes:

- 💡 “What do I think this lesson means?”

IMPORTANT:

- ❌ No talking yet
- ❌ No helping each other
- ❌ No copying answers

Everyone learns on their own first.

## 📜 **STEP 9, GIVE ANSWERS TO THE SCRIBE**

When everyone finishes:



- 📄 Hand papers to the Scribe

The Scribe:





- ✅ Mixes the papers together
- ✅ Picks answers randomly
- ✅ Writes answers onto the Family Scroll

## **STEP 10, SAY A FUN TRANSITION PHRASE**

Before the next answer:

-  Pick a different player each time
-  Have them say a fun transition phrase




Examples:

-  “Surely!”
-  “And then...”
-  “Therefore...”
-  “And wisdom was revealed!”

This makes the Family Scroll sound funny, exciting, and connected like a giant adventure story.

## **STEP 11, IF PLAYERS DISAGREE**




If answers are different:

-  Pray together
-  Use Bible verses
-  Speak kindly

The Disciple of Jesus helps guide the group with love and scripture.

## **STEP 12, KEEP GOING**

Repeat the same steps for:

-  Every learning section
-  Every poster
-  The whole series

Add more middle scroll pages when needed.

## **STEP 13, SAVE SPACE FOR ARTWORK**

The Artist does NOT draw during the lessons.

First:

👉 The Scribe finishes recording all answers onto the Family Scroll.

Then:

☐ The Scribe leaves blank spaces where artwork should go.

After the whole series is finished:

🎨 The Artist goes back and adds pictures to match the lessons learned.



## STEP 14, FINISH THE JOURNEY

After the final soundtrack or final poster:

Write:

- ★ Biggest lessons learned
- ★ Favorite moments
- ★ Short testimonies
- ★ Final thoughts

This goes onto the bottom Family Scroll page.



## STEP 15, FAMILY REVIEW TIME

When the entire series is finished:

- 📖 Read the Family Scroll together
- 🗣️ Talk about everyone's answers
- 💡 Explain what each lesson meant
- ❤️ Share what everyone learned
- 🙏 Talk about how to follow Jesus better together

This is the time to:

- ✓ Ask questions
- ✓ Encourage each other
- ✓ Share favorite moments
- ✓ Explain lessons more deeply
- ✓ Grow together as disciples of Jesus



# SIMPLE GAME FLOW

- 1 Pick Jobs
- 2 Print Scrolls
- 3 Pick A Series
- 4 Open First Poster
- 5 Get Supplies
- 6 Children Go First
- 7 Look Carefully
- 8 Write Quietly
- 9 Give Answers To Scribe
- 10 Say A Fun Transition Phrase
- 11 Solve Disagreements Kindly
- 12 Continue Through Series
- 13 Save Space For Artwork
- 14 Finish The Journey
- 15 Read & Discuss Together



## MAIN GOAL

Learn to follow the teachings and commands of Jesus