

# DUPREE LAKES HOMEOWNER'S ASSOCIATION



## APPROVED PAINT PALETTE NOVEMBER 2021



Exhibit A

**New Painting Palette Explanation:**  
**Read before Choosing Palette**

**Choosing a Paint Color:** Choosing a paint color is a personal preference. It takes time and consideration. You should use one of the paint palettes approved by the Dupree Lakes Board. Do not pick and choose paint swatches from different palettes.

**Paint Palette Swatches:** The pre-approved Dupree Lakes Paint Palette is based upon Sherwin Williams or Lowes Valspar swatches. These swatches are matte finished. That means they are a flat color, not shiny. Trim and door colors, many times, are done in a semi-gloss, which makes the paint brighter. There are over 80 pre-approved palettes.

**Checking the Color:** Paint looks different in sunlight than on a cloudy day. It will also look different depending on which way your house is facing. The digital and palette swatches may also look different than the paint color. You can always come to an A&LRC meeting and look at the original swatches in the Color Book. It is recommended that you go to Sherwin Williams or Lowes manufacturer and ask for samples of your base, trim, shutters/accent colors and door and find a place on your house to try them out. It is very expensive to repaint a house if you do not like the color, so make sure it is the color you want. You can always submit a new request if you find you do not like the color in the sample.

**Fill out an A&LRC Request Form:** Make sure you read all this explanation. Know where your base, trim, shutters/ accent and door colors will go. **It is important that the painter knows that the roof fascia is considered trim and should be the trim color.** If you choose to paint your soffit, use the trim color. Once you are approved, you may begin painting.

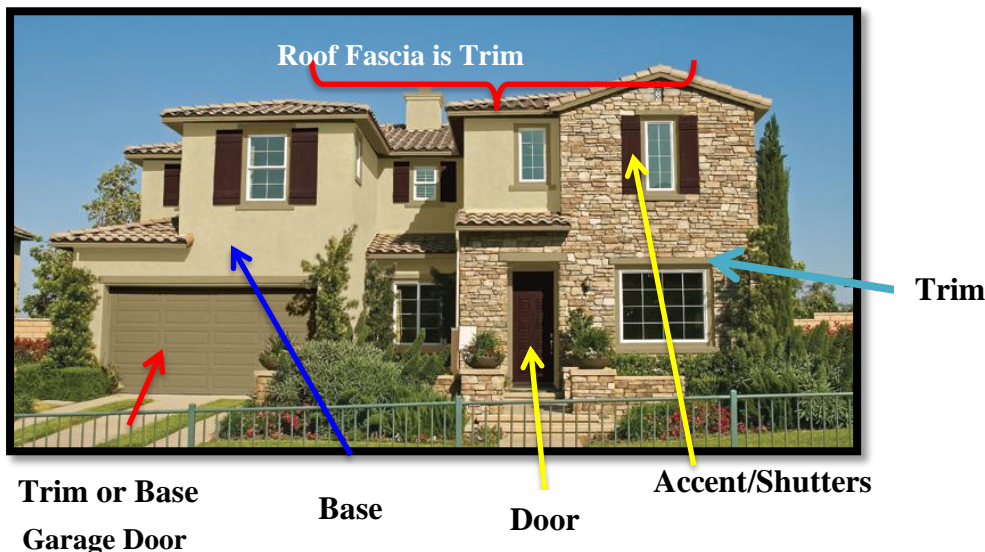
**Check the paint colors before the painter begins:** Always check the paint colors that the painter brings against the colors you selected. Make certain they are the colors that have been approved and that you want.

**Base Color:** Main House Color

**Trim:** Areas around windows, roof fascia, porch coverings trim. Make sure the painter paints the roof fascia the trim color.

**Accent:** Shutters, door and other decorative areas. On four color palettes (\*\*), the door will be a different color from the shutters.

**Garage Doors:** Base color or trim color. There are two palettes where the garage door and base must be the same color. Those palettes are clearly marked.



**Houses with Shutters:** You may choose from a four-color palette. Your door color and shutter color will not be the same as a three-color palette.

**Houses without Shutters:** You will use the base, trim and door color if you choose a four-color palette.

**Explanation of New Palette:**

The new palette contains many more options for house colors. There may be retained previous color palettes or adjusted color palettes with same base, but the trim, accent, shutters or door colors may have changed. There are Sherwin Williams, HGSW and Valspar palettes. You will not see the HGSW number because Sherwin Williams carries the same color in a regular SW color swatch. Sherwin Williams developed the HGSW palette for TV; however, it contains, in most cases, the same colors as the SW swatches. Sherwin Williams changed the numbers on the HGSW palette for marketing purposes. Only one palette has an HGSW number because there was not an exact corresponding color on the SW palette. (SW can mix that color for you; they have the formula, as does Lowes.) Whatever palette you choose, the paint manufacture can match the color with their paints.

You will notice that there are Valspar paint palettes added. Valspar is sold at Lowes.

**Numbering System: The numbering on the palette corresponds to the Key below. The Palette Change Reference, in approved Paint Palette November 2021, is for referencing the previous palette to assist homeowners in learning what changes have been made.**

- (A) **101-179:** May contain original palette colors. **Refer to (1) No Star Palette Number below.**
  - (B) **600 numbers:** Several of the Beazer numbers have been retired. The retained numbers are the same.
  - (C) **201-210:** These are the new Valspar Palettes
- 
- (1) **No Star on Palette Number or anywhere on the palette swatches:** This palette remains the same. **Numbers 101-179** contain many of the original paint palettes. If the original was 31, then 131 would be the new number.
  - (2) **\* on Palette Number:** Palette is new base, or it may be a new palette.
  - (3) **No Star on Palette but there is a (†) on trim, accent/shutters or door:** Base color remains the same, but changes made to one or all of trim, accent/shutters or door colors.
  - (4) **\*\* Two stars represent a four-color palette.**

**Dupree Lakes A&LRC Pre-Approved Palettes Changes Reference**  
***Substantial rewording Palette. See Governing Documents for Current Text***

**PRE-APPROVED PALETTES.** Choose a Palette number and use all colors across row in the palette.  
**\*\* Four Color Palette or New Four Color Palette      \*New Palette or Base      †Trim-New Trim**  
**‡Accent/shutters-New Accent/shutters    U-Unchanged**

| Original Palette Number | New Palette Number | Main Base General Color | Base  | Trim  | Shutters Accent | Door  | Alternative Accent | Palette Status |
|-------------------------|--------------------|-------------------------|-------|-------|-----------------|-------|--------------------|----------------|
| 1                       | 101                | Gray                    | 7015  | 7005  | 7602            | 7602  |                    | U              |
| 2                       | 102                | Taupe                   | 7568  | 7532  | 7614            |       |                    | U              |
|                         | 103**              | Gray                    | 6206* | 7571† | 6222†           | 7582† |                    | **             |
| 4                       | 104**              | Gray                    | 6249* | 7008† | 6156†           | 6243† |                    | **             |
| 5                       |                    |                         |       |       |                 |       |                    | Retired        |
| 6                       | 106*               | White                   | 7628* | 6236† | 6236†           | 9059† |                    | *              |
| 7                       | 107                | Cream                   | 7676  | 9102  | 6186            | 6186  | 6229               | U              |
| 8                       | 108                | Gray                    | 7658  | 7661  | 6215            | 6215  |                    | U              |
| 9                       | 109**              | Green                   | 2826* | 2851† | 2846†           | 2802† |                    | **             |
| 10                      | 110*               | Tan                     | 7527* | 7008† | 2838†           | 2838† |                    | *              |
| 11                      | 111                | Tan                     | 6126  | 7680  | 6215            | 6215  |                    | U              |
| 12                      | 112                | Taupe                   | 6073  | 7005  | 6244            | 6244  |                    | U              |
| 13                      | 113                | Gray                    | 7030  | 7006  | 6328            | 6328  |                    | U              |
| 14                      | 114                | Green                   | 6164  | 7572  | 2816†           | 2816† |                    | †              |
| 15                      | 115                | Gray                    | 7036  | 7038  | 6235            | 6235  |                    | U              |
| 16                      | 116                | Green                   | 6171  | 6133  | 7518            | 7518  |                    | U              |
| 17                      | 117*               | Gray                    | 6170* | 7669† | 0041†           | 0041† |                    | *              |
| 18                      | 118                | White                   | 6133  | 6142  | 6235            | 6235  |                    | U              |
| 19                      | 119                | Gray                    | 2844  | 7060  | 7062            | 7062  |                    | U              |
| 20                      | 120                | Gray                    | 6205  | 7008  | 2802            | 2802  |                    | U              |
| 21                      | 121**              | Tan                     | 6148  | 7540  | 7034            | 7614† |                    | †              |
| 22                      | 122**              | Gray/Blue               | 6220* | 6134† | 2848†           | 7620† |                    | **             |
| 23                      | 123*               | Cream                   | 6680* | 2842† | 2838†           | 2838† |                    | *              |
| 24                      | 124                | Taupe                   | 7534  | 6155  | 7591†           | 7591† |                    | †              |
| 25                      | 125                | Green                   | 2860  | 6155  | 2856            | 2856  |                    | U              |
| 26                      | 126**              | Gray                    | 6234  | 7662  | 7674            | 7605† |                    | †              |
| 27                      | 127                | Cream                   | 7012  | 6156  | 6222†           | 6222† |                    | †              |
| 28                      | 128                | Brown                   | 6073  | 6071  | 6075            | 6075  |                    | U              |
| 29                      | 129                | White                   | 7042  | 6149  | 6109            | 6109  |                    | U              |
| 31                      | 131                | Tan                     | 6155  | 7534  | 6523†           | 6523† |                    | †              |
| 32                      | 132                | Sand                    | 7684  | 7731  | 7585            | 7585  |                    | U              |
| 33                      | 133*               | Beige/Tan               | 9111* | 7568  | 6244            | 6244  |                    | *              |
| 34                      | 134**              | Green                   | 7748* | 7547† | 6089†           | 2802† |                    | **             |
| 35                      | 135                | Sand/Tan                | 2822  | 2823  | 2811            | 2811  |                    | U              |
| 36                      | 136                | Gray                    | 0052  | 0050  | 6090†           | 6090† |                    | †              |
| 37                      | 137**              | Tan                     | 2833  | 2835  | 6244            | 6373† |                    | **             |
| 38                      | 138**              | Gray                    | 6185* | 6201† | 0041†           | 7578† |                    | **             |

| PALETTE NUMBER | New Palette Number | Main Base General Color | Base                       | Trim  | Accent | Door  | Alternative Accent/Door |         |
|----------------|--------------------|-------------------------|----------------------------|-------|--------|-------|-------------------------|---------|
| 39             | 139*               | Gray                    | 7658*                      | 7060† | 2801   | 2801  |                         | *       |
| 40             | 140**              | Gray                    | 2850                       | 2849  | 2848   | 7582† |                         | †       |
| 41             | 141*               | Taupe                   | HGSW 3456*                 | 2829  | 0006   | 0006  |                         | *       |
| 42             | 142**              | Gray                    | 2832                       | 6523† | 2819   | 2819  |                         | †       |
| 43             | 143                | Taupe                   | 6158                       | 7568† | 7593   | 7593  |                         | †       |
| 44             | 144                | Gray                    | 6207                       | 7012  | 7548   | 7548  |                         | U       |
| 45             | 145                | Taupe                   | 7507                       | 7568† | 2839   | 2839  |                         | †       |
| 46             | 146**              | Sand                    | 6142                       | 6155  | 2856   | 6990  | 2856                    | U       |
| 48             | 148                | Tan                     | 7571                       | 7690  | 6468†  | 6468† |                         | †       |
| 51             | 151                | Brown/Taupe             | 2820                       | 7526† | 2838†  | 2838† |                         | †       |
| 52             | 152                | Tan                     | 9103                       | 6155  | 0018   | 0018  |                         | U       |
| 53             | 153**              | Brown                   | 2827                       | 2829  | 6258   | 2802  | 6258                    | U       |
| 54             | 154*               | Green                   | 2826*                      | 6134† | 6055   | 6055  |                         | *       |
| 55             |                    |                         |                            |       |        |       |                         | Retired |
| 56             | 156                | Gray                    | 2821                       | 7526  | 7620   | 7620  |                         | U       |
|                | 158**              | Cream                   | 7526*                      | 6153† | 7532†  | 6187† |                         | **      |
| 59             | 159                | Tan                     | 6121                       | 6119  | 7630   | 7630  |                         | U       |
| 60             | 160                | Gray                    | 7672                       | 7102† | 7510†  | 7510† |                         | †       |
|                | 161**              | Gray                    | 7050*                      | 9132† | 6199†  | 6461† |                         | **      |
| 62             |                    |                         |                            |       |        |       |                         | Retired |
| 63             | 163                | Tan                     | 6141                       | 7514  | 7083   | 7083  |                         | U       |
| 64             | 164*               | White                   | Garage Door and Base 0050* | 6258† | 6258†  | 2802† |                         | †       |
| 65             | 165                | Tan/Taupe               | 7533                       | 7509  | 0041†  | 0041† |                         | †       |
| 66             | 166                | Brown/Taupe             | 7031                       | 7526† | 7593   | 7593  |                         | †       |
| 67             | 167                | Gray                    | 6199                       | 7571  | 6208   | 6208  |                         | U       |
| 68             | 168                | Tan/Taupe               | 7539                       | 7040  | 7593   | 7593  |                         | U       |
| 69             | 169**              | Gray                    | 7669                       | 7568  | 7605   | 6994  | 7605                    | U       |
| 70             |                    |                         |                            |       |        |       |                         | Retired |
| 71             | 171                | Tan                     | 7695                       | 6142† | 2846†  | 2846† |                         | †       |
| 72             | 172**              | Gray                    | 7646*                      | 6258† | 7669†  | 2802† |                         | **      |
| 73             | 173*               | Beige                   | 6106*                      | 6165† | 2823†  | 2823† |                         | *       |
| 74             | 174                | Tan/Taupe               | 6108                       | 6153  | 6187†  | 6187† |                         | †       |
| 75             | 175                | Tan                     | 7693                       | 7696  | 6054   | 6054  |                         | U       |
| 76             | 176                | Cream/Taupe             | 7569                       | 7514  | 6229   | 6229  |                         | U       |
| 77             | 177                | Green                   | 7739                       | 6672  | 6170   | 6170  |                         | U       |
| 78             | 178                | Tan                     | 6134                       | 6165  | 6055   | 6055  |                         | U       |
| 79             | 179                | Brown                   | 7535                       | 6154  | 7605   | 7605  |                         | U       |

(\*) Represents changes in colors or completely new palette colors

## Beazer Color Changes

| Phase III Beazer Color | Main Base General Color | Status   | Similar Base Color in New Palette                                     |
|------------------------|-------------------------|----------|---|
| S-604                  | Beige                   | Retained |   |
| S-607                  | Tan                     | Retired  | <b>146 is the same base. The new palette is a four-color palette.</b> |
| S-609                  | Green                   | Retained |   |
| S-610                  | Brown                   | Retired  | No similar base in new palette  |
| S-613                  | Tan/Beige               | Retained |   |
| S-614                  | Green                   | Retained |   |
| S-615                  | Sand/Tan                | Retired  | <b>135 is the same base</b>   |
| S-616                  | Gray                    | Retained |   |
| S-620                  | Brown                   | Retired  | No similar base in new palette  |

## Valspar Palettes All New Colors

| PALETTE NUMBER | Main Base General Color | Base     | Trim     | Shutters/ Accent | Door    |
|----------------|-------------------------|----------|----------|------------------|---------|
| 201**          | Green                   | 5004-1A  | 6003-1C  | 6001-2C          | 5004-1B |
| 202**          | Tan                     | 6005-1B  | 6006-2A  | 6006-2C          | 5001-4B |
| 203**          | Gray                    | 3002-10B | 1002-9B  | 3002-10A         | 6001-2A |
| 204**          | Green                   | 5005-4A  | 1002-9A  | 5005-4B          | 5005-4C |
| 206**          | Gray/Green              | 6003-1C  | 6003-1A  | 6001-2B          | 1010-4  |
| 207            | Gray                    | 2007-10C | 4002-2C  | 4007-4C          | 4007-4C |
| 208            | Gray/Brown              | 6005-1C  | 6006-2B  | 1011-5           | 1011-5  |
| 209**          | Green                   | 5004-1C  | 3002-10C | 2011-10          | 6007-1C |
| 210**          | Gray                    | 6003-1B  | 6005-1A  | 4002-2C          | 5001-4A |
| 211**          | Gray                    | 6004-1B  | 4007-4B  | 4007-4A          | 1011-5  |



| PALETTE NUMBER | Base | Trim | Shutters/<br>Accent | Door |
|----------------|------|------|---------------------|------|
| 101            | 7015 | 7005 | 7602                | 7602 |

| PALETTE NUMBER | Base | Trim | Shutters/<br>Accent | Door |
|----------------|------|------|---------------------|------|
| 102            | 7568 | 7532 | 7614                | 7614 |



| PALETTE NUMBER | Base | Trim | Shutters/<br>Accent | Door |
|----------------|------|------|---------------------|------|
| 103*           | 6206 | 7571 | 6222                | 7582 |



| PALETTE NUMBER | Base | Trim | Shutters/<br>Accent | Door |
|----------------|------|------|---------------------|------|
| 104**          | 6249 | 7008 | 6156                | 6243 |

| PALETTE NUMBER | Base | Trim | Shutters/<br>Accent | Door |
|----------------|------|------|---------------------|------|
| 106**          | 7628 | 6236 | 6236                | 9059 |

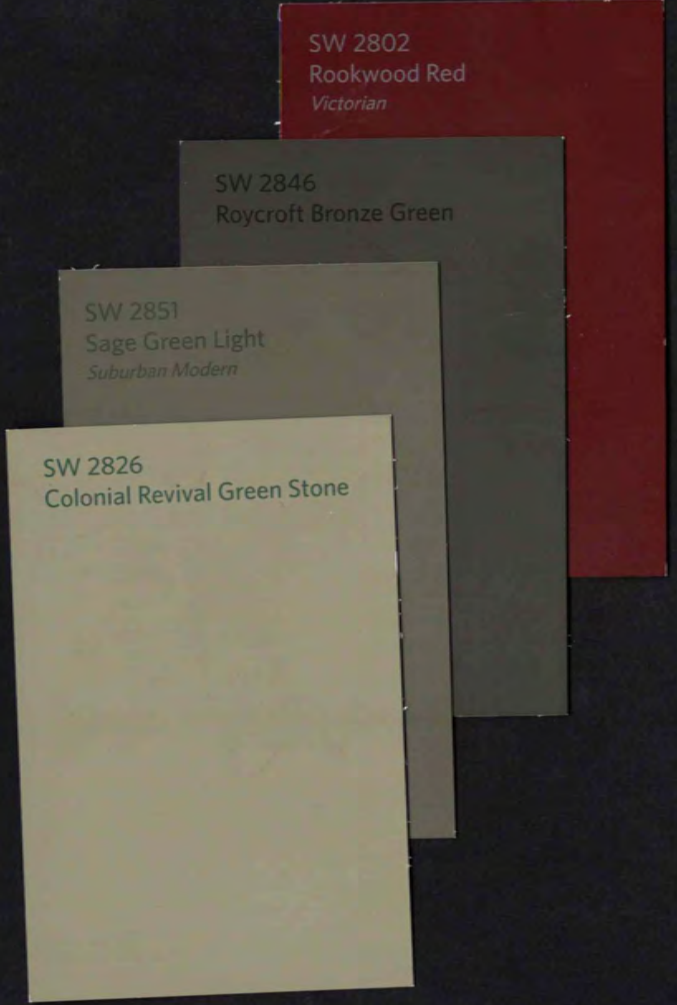
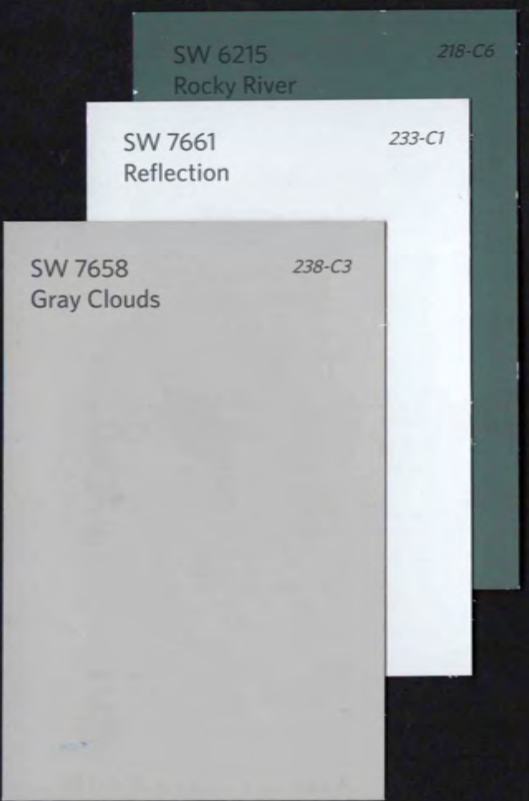


| PALETTE NUMBER | Base | Trim | Shutters/<br>Accent/Door | Alternative<br>Shutters/Accent/<br>Door |
|----------------|------|------|--------------------------|---|
| 107            | 7676 | 9102 | 6186                     | 6229                                    |



| PALETTE NUMBER | Base | Trim | Shutters/<br>Accent | Door |
|----------------|------|------|---------------------|------|
| 108            | 7658 | 7661 | 6215                | 6215 |

| PALETTE NUMBER | Base | Trim | Shutters/<br>Accent | Door |
|----------------|------|------|---------------------|------|
| 109**          | 2826 | 2851 | 2846                | 2802 |



| PALETTE NUMBER | Base | Trim | Shutters/<br>Accent | Door |
|----------------|------|------|---------------------|------|
| 110**          | 7527 | 7008 | 2838                | 2838 |



| PALETTE NUMBER | Base | Trim | Shutters/<br>Accent | Door |
|----------------|------|------|---------------------|------|
| 111            | 6126 | 7680 | 6215                | 6215 |

| PALETTE NUMBER | Base | Trim | Shutters/<br>Accent | Door |
|----------------|------|------|---------------------|------|
| 112            | 6073 | 7005 | 6244                | 6244 |

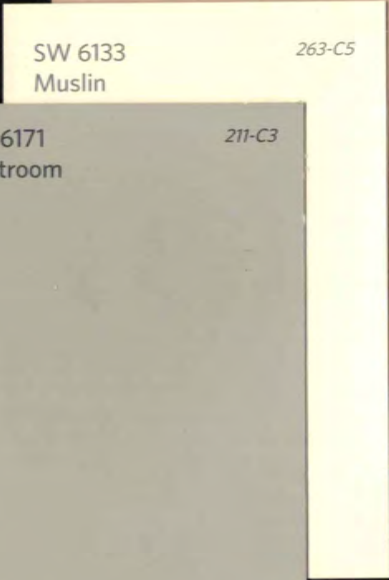



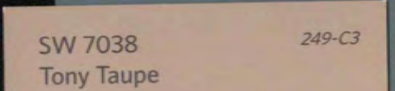


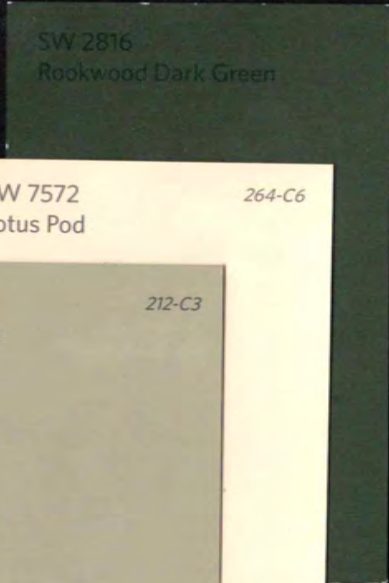


| PALETTE NUMBER | Base | Trim | Shutters/<br>Accent | Door |
|----------------|------|------|---------------------|------|
| 113            | 7030 | 7006 | 6328                | 6328 |



| PALETTE NUMBER | Base | Trim | Shutters/<br>Accent | Door  |
|----------------|------|------|---------------------|-------|
| 114            | 6164 | 7572 | 2816*               | 2816* |

| PALETTE NUMBER | Base | Trim | Shutters/<br>Accent | Door |
|----------------|------|------|---------------------|------|
| 115            | 7036 | 7038 | 6235                | 6235 |



| PALETTE NUMBER | Base | Trim | Shutters/<br>Accent | Door |
|----------------|------|------|---------------------|------|
| 116            | 6171 | 6133 | 7518                | 7518 |



| PALETTE NUMBER | Base | Trim | Shutters/<br>Accent | Door |
|----------------|------|------|---------------------|------|
| 117*           | 6170 | 7669 | 0041                | 0041 |

| PALETTE NUMBER | Base | Trim | Shutters/<br>Accent | Door |
|----------------|------|------|---------------------|------|
| 118            | 6133 | 4142 | 6235                | 6235 |

SW 0041  
Dard Hunter Green  
Arts & Crafts

SW 6235  
Foggy Day  
222-C5

SW 7669  
Summit Gray  
282-C5

SW 6142  
Macadamia  
206-C2

SW 6170  
Techno Gray  
211-C2

SW 6133  
Muslin  
263-C5

SW 7062  
Rock Bottom  
278-C2

SW 7060  
Attitude Gray  
237-C5

SW 2844  
Roycroft Mist Gray

| PALETTE NUMBER | Base | Trim | Shutters/<br>Accent | Door |
|----------------|------|------|---------------------|------|
| 119            | 2844 | 7060 | 7062                | 7062 |



| PALETTE NUMBER | Base | Trim | Shutters/<br>Accent | Door |
|----------------|------|------|---------------------|------|
| 120            | 6205 | 7008 | 2802                | 2802 |

| PALETTE NUMBER | Base | Trim | Shutters/<br>Accent | Door  |
|----------------|------|------|---------------------|-------|
| 121**          | 6148 | 7540 | 7034                | 7614* |



| PALETTE NUMBER | Base  | Trim | Shutters/<br>Accent | Door |
|----------------|-------|------|---------------------|------|
| 122**          | 6220* | 6134 | 2848                | 7620 |



| PALETTE NUMBER | Base | Trim | Shutters/<br>Accent | Door |
|----------------|------|------|---------------------|------|
| 123*           | 6680 | 2842 | 2838                | 2838 |

| PALETTE NUMBER | Base | Trim | Shutters/<br>Accent | Door  |
|----------------|------|------|---------------------|-------|
| 124**          | 7434 | 6155 | 7591*               | 7591* |



| PALETTE NUMBER | Base | Trim | Shutters/<br>Accent | Door |
|----------------|------|------|---------------------|------|
| 125*           | 2860 | 6155 | 2856                | 2856 |



| PALETTE NUMBER | Base | Trim | Shutters/<br>Accent | Door  |
|----------------|------|------|---------------------|-------|
| 126**          | 6234 | 7662 | 7674                | 7605* |

| PALETTE NUMBER | Base | Trim | Shutters/<br>Accent | Door  |
|----------------|------|------|---------------------|-------|
| 127            | 7012 | 6156 | 6222*               | 6222* |

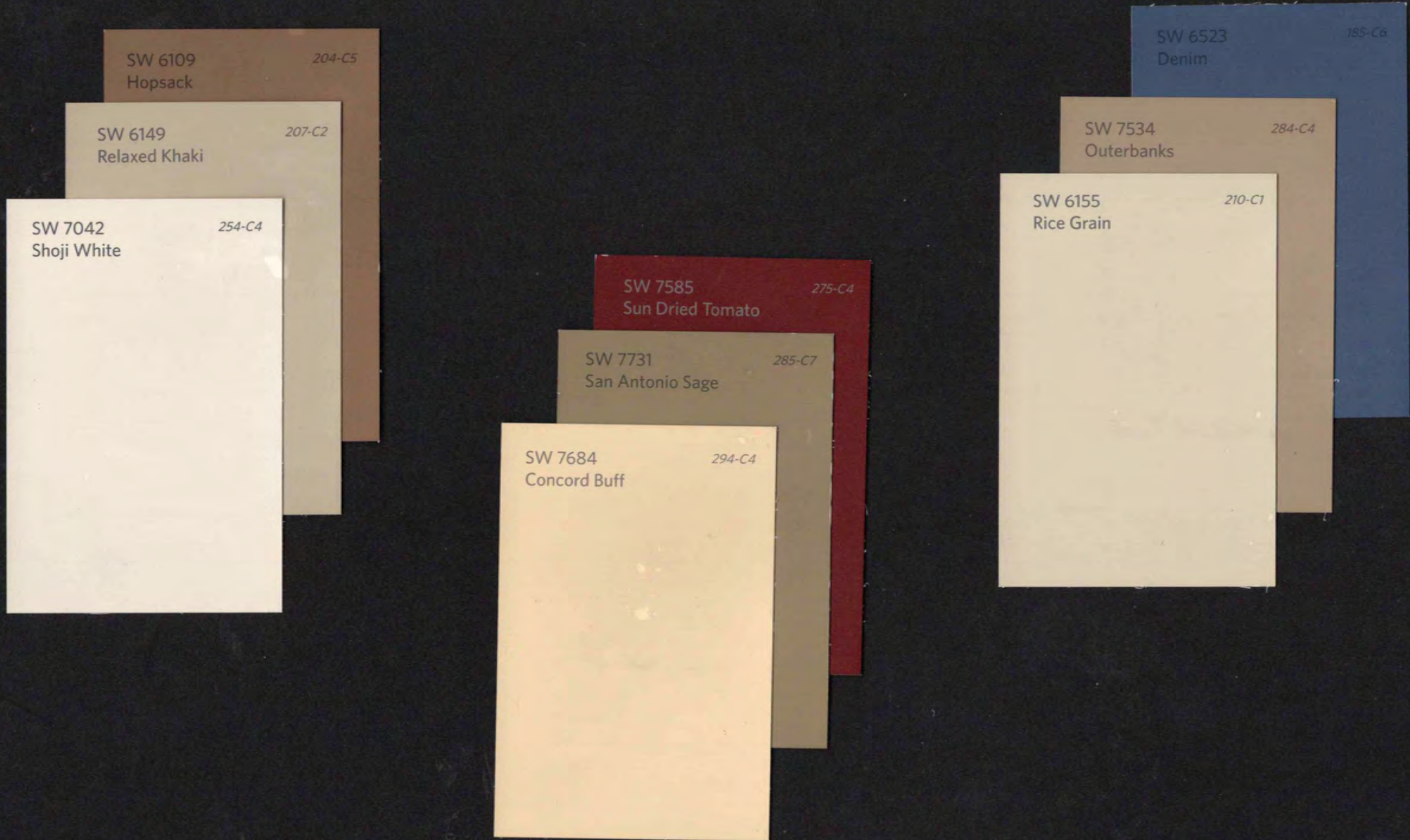


| PALETTE NUMBER | Base | Trim | Shutters/<br>Accent | Door |
|----------------|------|------|---------------------|------|
| 128            | 6073 | 6071 | 6075                | 6075 |



| PALETTE NUMBER | Base | Trim | Shutters/<br>Accent | Door |
|----------------|------|------|---------------------|------|
| 129            | 7042 | 6149 | 6109                | 6109 |

| PALETTE NUMBER | Base | Trim | Shutters/<br>Accent | Door  |
|----------------|------|------|---------------------|-------|
| 131            | 6155 | 7534 | 6523*               | 6523* |



| PALETTE NUMBER | Base | Trim | Shutters/<br>Accent | Door |
|----------------|------|------|---------------------|------|
| 132            | 7684 | 7731 | 7585                | 7585 |



| PALETTE NUMBER | Base | Trim | Shutters/<br>Accent | Door |
|----------------|------|------|---------------------|------|
| 133*           | 9111 | 7568 | 6244                | 6244 |

| PALETTE NUMBER | Base | Trim | Shutters/<br>Accent | Door |
|----------------|------|------|---------------------|------|
| 134**          | 7748 | 7547 | 6089                | 2802 |

SW 6244  
Naval 253-C6

SW 2802  
Rookwood Red  
Victorian

SW 7568  
Neutral Ground 261-C5

SW 6089  
Grounded 197-C6

SW 9111  
Antler Velvet 205-C3

SW 7547  
Sandbar 284-C2

SW 2811  
Rookwood Blue Green

SW 7748  
Green Earth 298-C6

SW 2823  
Rookwood Clay

SW 2822  
Downing Sand

| PALETTE NUMBER | Base | Trim | Shutters/<br>Accent | Door |
|----------------|------|------|---------------------|------|
| 135            | 2822 | 2823 | 2811                | 2811 |



| PALETTE NUMBER | Base | Trim | Shutters/<br>Accent | Door  |
|----------------|------|------|---------------------|-------|
| 136            | 0052 | 0050 | 6090*               | 6090* |

| PALETTE NUMBER | Base | Trim | Shutters/<br>Accent | Door  |
|----------------|------|------|---------------------|-------|
| 137**          | 2833 | 2835 | 6244                | 6373† |

SW 6090  
Java 197-C7

SW 0050  
Classic Light Buff  
*The Classics*

SW 0052  
Pearl Gray  
*The Classics*

SW 6373  
Harvester 129-C2

SW 6244  
Naval 253-C6

SW 2835  
Craftsman Brown

SW 7578  
Borscht 276-C2

SW 0041  
Dard Hunter Green  
*Arts & Crafts*

SW 6201  
Thunderous 216-C6

SW 6185  
Escape Gray 215-C3

SW 2833  
Roycroft Vellum

| PALETTE NUMBER | Base | Trim | Shutters/<br>Accent | Door |
|----------------|------|------|---------------------|------|
| 138**          | 6185 | 6201 | 0041                | 7578 |



| PALETTE NUMBER | Base | Trim | Shutters/<br>Accent | Door |
|----------------|------|------|---------------------|------|
| 139*           | 7658 | 7060 | 2801                | 2801 |

| PALETTE NUMBER | Base | Trim | Shutters/<br>Accent | Door  |
|----------------|------|------|---------------------|-------|
| 140**          | 2850 | 2849 | 2848                | 7582* |



| PALETTE NUMBER | Base     | Trim | Shutters/<br>Accent | Door |
|----------------|----------|------|---------------------|------|
| 141*           | HGSW3456 | 2829 | 0006                | 0006 |



| PALETTE NUMBER | Base | Trim  | Shutters/<br>Accent | Door |
|----------------|------|-------|---------------------|------|
| 142**          | 2832 | 6523* | 2819                | 2802 |

| PALETTE NUMBER | Base | Trim  | Shutters/<br>Accent | Door |
|----------------|------|-------|---------------------|------|
| 143            | 6158 | 7568* | 7593                | 7593 |

SW 2802  
Rookwood Red

SW 2819  
Downing Slate

SW 6523  
Denim

185-C6

SW 2832  
Colonial Revival Gray  
*Classical/Colonial*

SW 7548  
Portico

284-C3

SW 7012  
Creamy

261-C3

SW 6207  
Retreat

217-C5

SW 7593  
Rustic Red

275-C6

SW 7568  
Neutral Ground

261-C5

SW 6158  
Sawdust


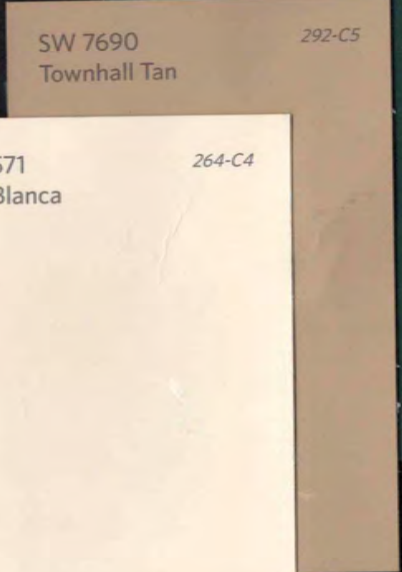
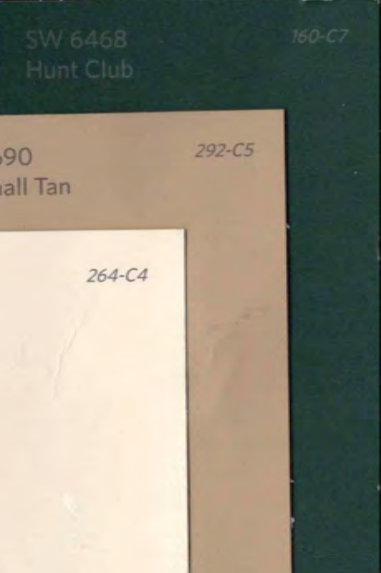

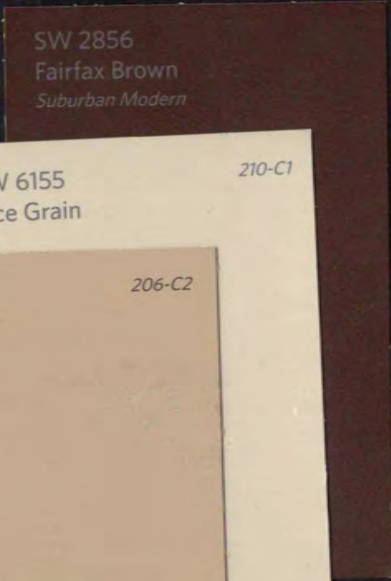
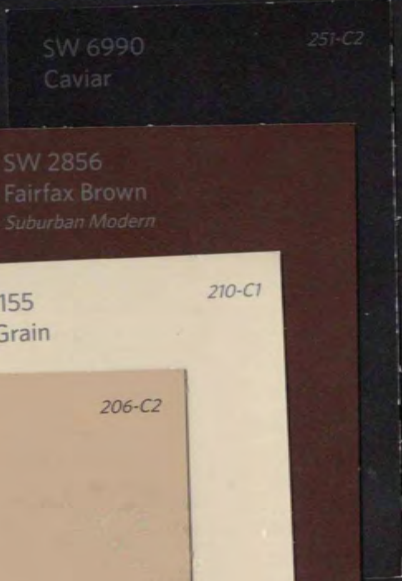
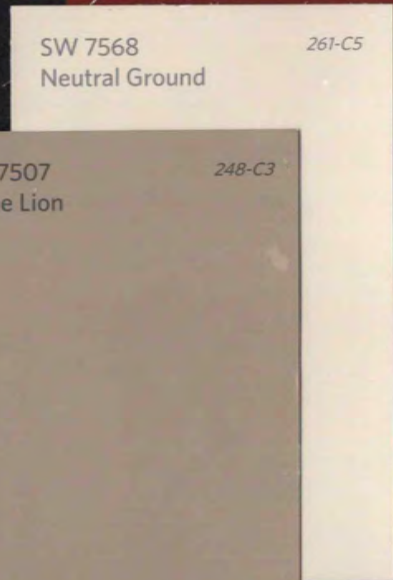
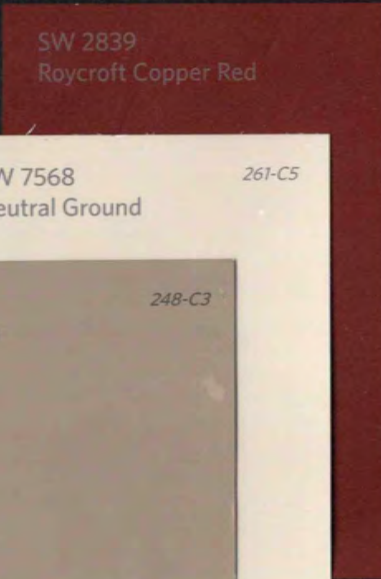
210-C5

| PALETTE NUMBER | Base | Trim | Shutters/<br>Accent | Door |
|----------------|------|------|---------------------|------|
| 144            | 6207 | 7012 | 7548                | 7548 |



| PALETTE NUMBER | Base | Trim  | Shutters/<br>Accent | Door |
|----------------|------|-------|---------------------|------|
| 145            | 7507 | 7568* | 2839                | 2839 |

| PALETTE NUMBER | Base | Trim | Shutters/<br>Accent | Door |
|----------------|------|------|---------------------|------|
| 146**          | 6142 | 6155 | 2856                | 6990 |



| PALETTE NUMBER | Base | Trim | Shutters/<br>Accent | Door  |
|----------------|------|------|---------------------|-------|
| 148            | 7571 | 7690 | 6468*               | 6468* |



| PALETTE NUMBER | Base | Trim  | Shutters/<br>Accent | Door  | PALETTE NUMBER | Base | Trim | Shutters/<br>Accent | Door |
|----------------|------|-------|---------------------|-------|----------------|------|------|---------------------|------|
| 151            | 2820 | 7526* | 2838*               | 2838* | 152            | 9103 | 6155 | 0018                | 0018 |



| PALETTE NUMBER | Base | Trim | Shutters/<br>Accent | Door |
|----------------|------|------|---------------------|------|
| 153**          | 2827 | 2829 | 6258                | 2802 |



| PALETTE NUMBER | Base  | Trim | Shutters/<br>Accent | Door |
|----------------|-------|------|---------------------|------|
| 154*           | 2826* | 6134 | 6055                | 6055 |

SW 6055  
Fiery Brown 194-C7

SW 6134  
Netsuke 208-C1

SW 2826  
Colonial Revival Green Stone

SW 7620  
Seaworthy 279-C4

SW 7526  
Maison Blanche 288-C1

SW 2821  
Downing Stone

| PALETTE NUMBER | Base | Trim | Shutters/<br>Accent | Door |
|----------------|------|------|---------------------|------|
| 156            | 2821 | 7526 | 7620                | 7620 |



| PALETTE NUMBER | Base | Trim | Shutters/<br>Accent | Door |
|----------------|------|------|---------------------|------|
| 158**          | 7526 | 6153 | 7532                | 6187 |

| PALETTE NUMBER | Base | Trim | Shutters/<br>Accent | Door |
|----------------|------|------|---------------------|------|
| 159            | 6121 | 6119 | 7630                | 7630 |



| PALETTE NUMBER | Base | Trim  | Shutters/<br>Accent | Door  |
|----------------|------|-------|---------------------|-------|
| 160            | 7672 | 7102* | 6510*               | 6510* |



| PALETTE NUMBER | Base | Trim | Shutters/<br>Accent | Door |
|----------------|------|------|---------------------|------|
| 161**          | 7050 | 9132 | 6199                | 6461 |

| PALETTE NUMBER | Base | Trim | Shutters/<br>Accent | Door |
|----------------|------|------|---------------------|------|
| 163            | 6141 | 7514 | 7083                | 7083 |



| PALETTE NUMBER | Garage Door and Base | Trim | Shutters/<br>Accent | Door |
|----------------|----------------------|------|---------------------|------|
| 164*           | 0050                 | 6258 | 6258                | 2802 |



| PALETTE NUMBER | Base | Trim | Shutters/<br>Accent | Door  |
|----------------|------|------|---------------------|-------|
| 165            | 7533 | 7509 | 0041*               | 0041* |

| PALETTE NUMBER | Base | Trim  | Shutters/<br>Accent | Door |
|----------------|------|-------|---------------------|------|
| 166            | 7031 | 7526* | 7593                | 7593 |



| PALETTE NUMBER | Base | Trim | Shutters/<br>Accent | Door |
|----------------|------|------|---------------------|------|
| 167            | 6199 | 7571 | 6208                | 6208 |



| PALETTE NUMBER | Base | Trim | Shutters/<br>Accent | Door |
|----------------|------|------|---------------------|------|
| 168            | 7539 | 7040 | 7593                | 7593 |

| PALETTE NUMBER | Base | Trim | Shutters/<br>Accent | Door |
|----------------|------|------|---------------------|------|
| 169**          | 7669 | 7568 | 7605                | 6994 |



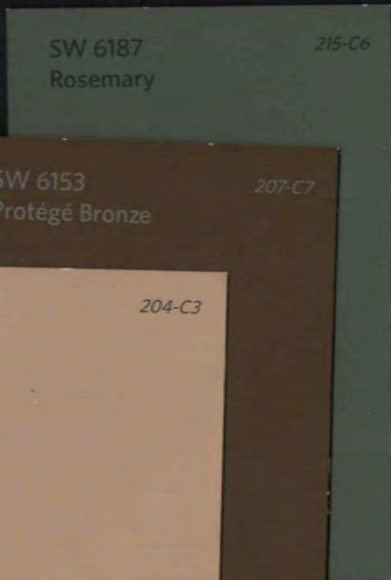
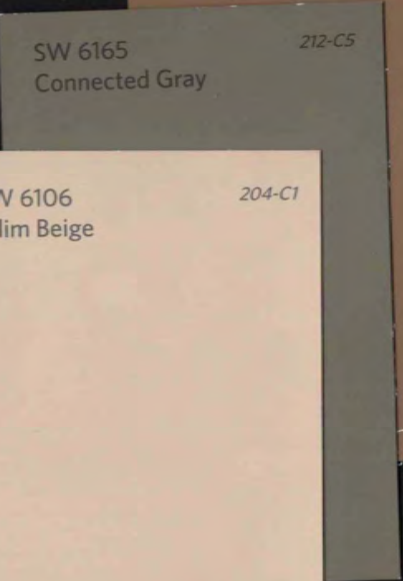


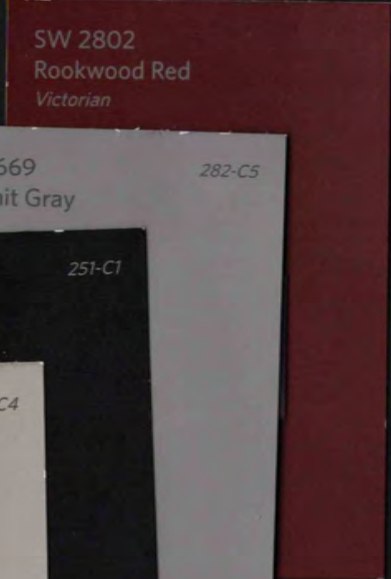


| PALETTE NUMBER | Base | Trim  | Shutters/<br>Accent | Door  |
|----------------|------|-------|---------------------|-------|
| 171            | 7695 | 6142* | 2846*               | 2846* |



| PALETTE NUMBER | Base and Garage Door | Trim | Shutters/ Accent | Door |
|----------------|----------------------|------|------------------|------|
| 172**          | 7643                 | 6258 | 7669             | 2802 |

| PALETTE NUMBER | Base | Trim | Shutters/ Accent | Door |
|----------------|------|------|------------------|------|
| 173*           | 6106 | 6165 | 2823             | 2823 |

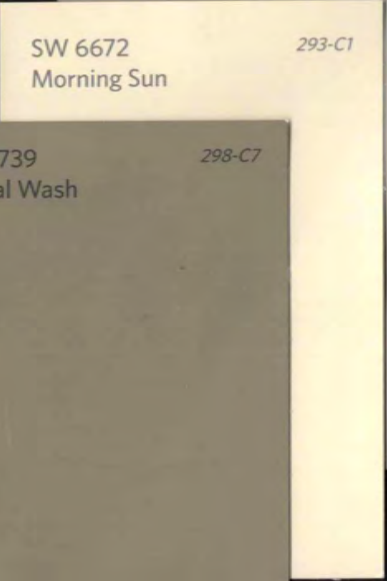
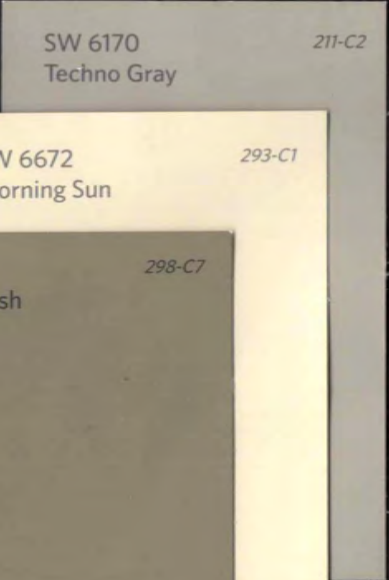

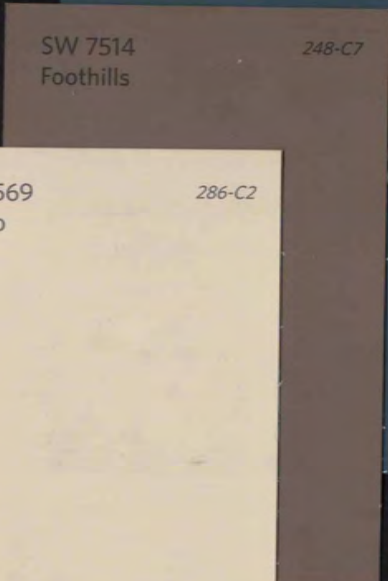

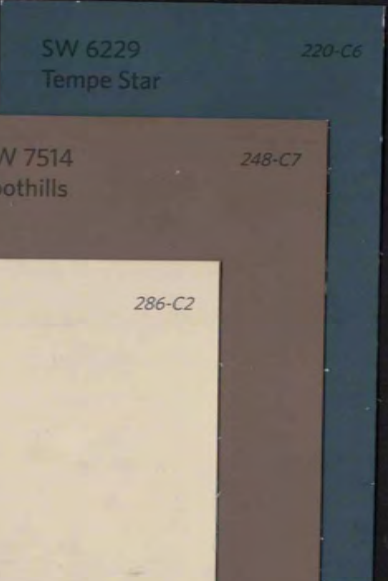
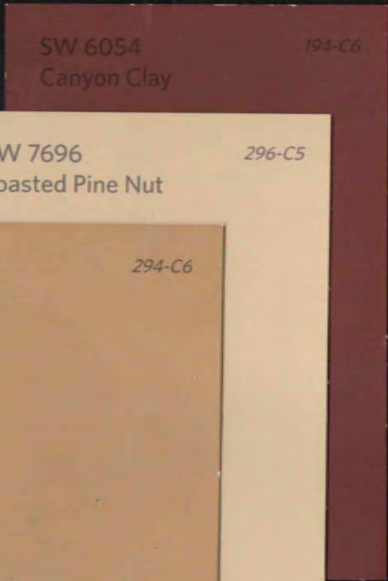


| PALETTE NUMBER | Base | Trim | Shutters/ Accent | Door  |
|----------------|------|------|------------------|-------|
| 174            | 6108 | 6153 | 6187*            | 6187* |



| PALETTE NUMBER | Base | Trim | Shutters/<br>Accent | Door |
|----------------|------|------|---------------------|------|
| 175            | 7693 | 7696 | 6054                | 6054 |

| PALETTE NUMBER | Base | Trim | Shutters/<br>Accent | Door |
|----------------|------|------|---------------------|------|
| 176            | 7569 | 7514 | 6229                | 6229 |



| PALETTE NUMBER | Base | Trim | Shutters/<br>Accent | Door |
|----------------|------|------|---------------------|------|
| 177            | 7739 | 6672 | 6170                | 6170 |



| PALETTE NUMBER | Base | Trim | Shutters/<br>Accent | Door |
|----------------|------|------|---------------------|------|
| 178            | 6134 | 6165 | 6055                | 6055 |

| PALETTE NUMBER | Base | Trim | Shutters/<br>Accent | Door |
|----------------|------|------|---------------------|------|
| 179            | 7535 | 6174 | 7605                | 7605 |

SW 6055  
Fiery Brown 194-C7

SW 7605  
Gale Force 279-C3

SW 6165  
Connected Gray 212-C5

SW 6154  
Nacre 263-C2

SW 6134  
Netsuke 208-C1

SW 6258  
Tricorn Black 251-C1

SW 7535  
Sandy Ridge 284-C6

SW 6077  
Everyday White 260-C5

SW 6080  
Utterly Beige 198-C3

| PALETTE NUMBER | Base | Trim | Shutters/<br>Accent | Door |
|----------------|------|------|---------------------|------|
| 604            | 6080 | 6077 | 6258                | 6258 |



| PALETTE NUMBER | Base    | Trim    | Shutters/<br>Accent | Door    |
|----------------|---------|---------|---------------------|---------|
| 201**          | 5004-1A | 6003-1C | 6001-2C             | 5004-1B |

| PALETTE NUMBER | Base    | Trim    | Shutters/<br>Accent | Door    |
|----------------|---------|---------|---------------------|---------|
| 202**          | 6005-1B | 6006-2A | 6006-2C             | 5001-4B |



| PALETTE NUMBER | Base     | Trim    | Shutters/<br>Accent | Door    |
|----------------|----------|---------|---------------------|---------|
| 203**          | 3002-10B | 1002-9B | 3002-10A            | 6001-2A |



| PALETTE NUMBER | Base    | Trim    | Shutters/<br>Accent | Door    |
|----------------|---------|---------|---------------------|---------|
| 204**          | 5005-4A | 1002-9A | 5005-4B             | 5005-4C |

| PALETTE NUMBER | Base    | Trim    | Shutters/<br>Accent | Door   |
|----------------|---------|---------|---------------------|--------|
| 206**          | 6003-1C | 6003-1A | 6001-2B             | 1010-4 |

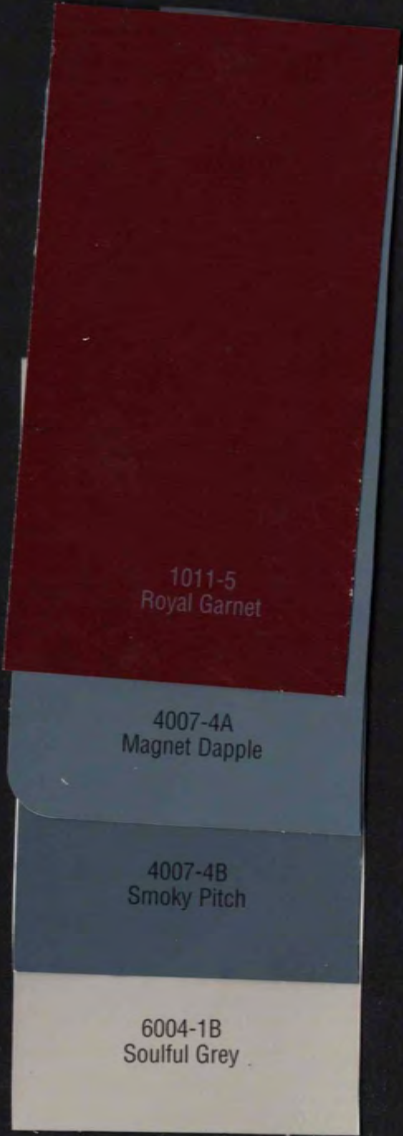


| PALETTE NUMBER | Base    | Trim    | Shutters/<br>Accent | Door   |
|----------------|---------|---------|---------------------|--------|
| 208            | 6005-1C | 6006-2B | 1011-5              | 1011-5 |



| PALETTE NUMBER | Base    | Trim     | Shutters/<br>Accent | Door    |
|----------------|---------|----------|---------------------|---------|
| 209**          | 5004-1C | 3002-10C | 2011-10             | 6007-1C |

| PALETTE NUMBER | Base    | Trim    | Shutters/<br>Accent | Door    |
|----------------|---------|---------|---------------------|---------|
| 210**          | 6003-1B | 6005-1A | 4002-2C             | 5001-4A |



| PALETTE NUMBER | Base    | Trim    | Shutters/<br>Accent | Door   |
|----------------|---------|---------|---------------------|--------|
| 211**          | 6004-1B | 4007-4B | 4007-4A             | 1011-5 |



| PALETTE NUMBER | Base | Trim | Shutters/<br>Accent | Door |
|----------------|------|------|---------------------|------|
| 609            | 6159 | 6155 | 6006                | 6006 |

| PALETTE NUMBER | Base | Trim | Shutters/<br>Accent | Door |
|----------------|------|------|---------------------|------|
| 613            | 6108 | 6106 | 6048                | 6048 |



| PALETTE NUMBER | Base | Trim | Shutters/<br>Accent | Door |
|----------------|------|------|---------------------|------|
| 614            | 2815 | 6149 | 6237                | 6237 |



| PALETTE NUMBER | Base | Trim | Shutters/<br>Accent | Door |
|----------------|------|------|---------------------|------|
| 616            | 6200 | 6196 | 6174                | 6174 |

SW 6174  
Andiron

278-C6

SW 6196  
Frosty White

258-C4

SW 6200  
Link Gray

216-C5