

SELLER *guide*

FOR SELLING YOUR HOME

Marcus Bevans REALTOR® 714.849.5143

END2END

REAL ESTATE

MARCUS BEVANS | REALTOR® | INFO@END2END.HOMES



Table Of Content

AGENT BIO	02
MEET THE TEAM	03
FIND YOUR AGENT	05- 06
LISTING PRICE	07
SELLER'S QUESTIONNAIRE	08
HOME STAGING TIPS	09
PRE-LISTING	10
MARKETING PLAN	12
NEGOTIATIONS	15
UNDER CONTRACT	16
TESTIMONIALS	18
RESOURCES	19
NOTES	20



MARCUS BEVANS

REAL ESTATE AGENT

MARCUS BEVANS | REALTOR® |
INFO@END2END.HOMES

With a passion for real estate and a track record of successful deals, I am Marcus Bevans, your dedicated and knowledgeable real estate agent serving Los Angeles & Orange County. With extensive experience in both commercial and residential sales, I am committed to helping clients achieve their real estate goals while providing unparalleled service and expertise.

✉ info@end2end.homes
📍 1400 N. Harbor Blvd. Ste. 720
☎ 714-849-5540 mobile
📷 [@end2endhomes](https://www.instagram.com/end2endhomes)

Marcus Bevans

Meet the team

END2END REAL ESTATE



Marcus Bevans

REALTOR®

Listing Agent with a passion for real estate and a track record of success



Gina Oddo

Loan/Real Estate Concierge

Licensed Real Estate Agent with extended experience in real estate transactions and knowledgeable of loan programs



Adrian Crandall

Title Representative

Wealth of knowledge for all aspects of title and a passion for ensuring clients titles clear and free or liens and encombrances.



Michael Johnson

Escrow Representative

Committed to the highest quality of escrow services. Driven to meet expectations of home buyers and sellers



01

Preparing

YOUR HOME TO SELL


Find Your Agent, Listing Price, Questionnaire,
Prepare Your Home & Pre-Listing Checklist

Find Your Agent

TO SELL YOUR HOME

Selling a home without a realtor can be stressful and challenging. The majority of homeowners prefer to work with a real estate agent because their experience and resources typically lead homes to garner higher prices on the market.

our agent will be working with your best interests to help guide you in your journey of selling your home.





MORE CONVENIENCE/ BETTER ACCESS

A real estate agent's full-time job is to act as a liaison between buyers and sellers. This means that he or she will have easy access to all other properties listed by other guest.

NEGOTIATING IS TRICKY

This can put you in a better position to get the price you want.

CONTRACTS CAN BE HARD TO HANDLE

An experienced real estate agent deals with the same contracts and conditions on a regular basis and is familiar with which conditions should be used. Protecting you whether your selling or buying.

ATTENTION TO DETAIL

Agents are far more familiar with this type of paperwork than you are. Consider this if you are trying to save money.


AVOID CLOSING PROBLEMS

When a sale nears closing, all kinds of pitfalls can kill the deal in the final hours. A real estate agent knows to watch for trouble before it's too late.

Listing price

WHAT'S MY HOUSE WORTH?

It's important to know what price is right for your home, Pricing your home too high can be a mistake, but don't worry about pricing your home too low- it can start a bidding war.



Talk to your real estate agent to help you determine the best price for your house.



Please Do This Questionnaire

TO FIGURE OUT EXPECTATIONS

NAME:

EMAIL:

PHONE:

WHEN DO YOU WANT TO MOVE?

WHAT ARE YOUR REASONS FOR SELLING?

WHAT PRICE ARE YOU EXPECTING FROM YOUR HOME?

ARE YOU CURRENTLY ON MORTGAGE PAYMENTS?

PROPERTY INFO:
Bedrooms:
Bathrooms:
Approximate Sq. Ft:
Features:
Amenities:



Prepare your home

TO IMPRESS THE BUYERS

When selling your home you want it to look its absolute best for the potential buyers who walk through the door. That's where home staging comes in.

Home staging is a method of decorating meant to highlight your home's most impressive assets and help buyers imagine themselves moving in and living there. Do it right, and you should have no problem selling your home quickly.

Home Staging tips...

- Start with curb appeal, first impressions matter, so make your home stand out the instant buyers pull up to the curb.
- Get rid of clutter that takes up a lot of space. Space is what sells but you don't feel like you have to get rid of everything forever, but you should certainly be packing them up clutter and getting them out of the house.
- Clean like you've never cleaned before. Spring cleaning has nothing on the cleaning you should do when you're putting your home on the market.

Pre-Listing Checklist

Kitchen

- REMOVE MAGNETS FROM FRIDGE
- DECLUTTER COUNTER TOPS
- LEAVE FRESH FLOWERS/ BOWL OF FRUIT
- DEEP CLEAN ALL APPLIANCES
- REMOVE TRASH AND PUT IT IN THE GARAGE
- ENSURE ALL APPLIANCES ARE WORKING
- WASH ALL CABINET FRONTS
- DEEP CLEAN REFRIGERATOR AND STOVE

Bathroom

- CHECK WATER PRESSURE
- REMOVE ANY SOAP RESIDUE
- CLEAN TOILET BOWLS
- CLEAN TILE GROUT
- CLEAN OR REPLACE SHOWER CURTAIN
- PLACE FRESH TOWELS AND RUGS
- REMOVE ANY RUST OR STAINS
- RE-CAULK SINKS, TUBS AND SHOWERS

Curb Appeal

- REPAIR BROKEN WINDOWS & SHUTTERS
- MOW LAWN
- REMOVE STAINS FROM WALKWAYS
- CLEAN ALL PATIO FURNITURE
- REPLACE TORN SCREENS

Garage

- SEAL OR PAINT FLOORS
- ORGANIZE TO CREATE FLOOR SPACE
- ENSURE THE GARAGE DOOR IS WORKING

Bedroom

- REARRANGE FURNITURE AS NEEDED
- CLEAN SHEETS AND BED COVERS
- DUST FURNITURE AND LIGHTING
- DECLUTTER AND ORGANIZE CLOSETS
- CLEAN WINDOW COVERS/ SHADES
- ORGANIZE FURNITURE TO LOOK SPACIOUS

Laundry Room

- ORGANIZE SHELVES AND CABINETS
- STORE AWAY ANY REMAINING CLOTHES
- CLEAN APPLIANCES
- DECLUTTER AND WIPE SURFACES
- WIPE DOWN WASHER AND DRYER

Overall Interior

- REMOVE PERSONAL PHOTOS
- CLEAN FILTERS AND VENTS
- ORGANIZE EVERY CLOSET & ROOM
- RE-PAINT WALLS NEUTRAL TONE
- CLEAN FLOORS, BASEBOARDS, AND TRIM
- REPAIR HOLES OR CRACKS IN WALLS

Exterior

- REMOVE WEEDS & ADD FRESH MULCH
- REMOVE ANY COBWEBS AND NESTS
- PRESSURE WASH WALKWAYS
- REPAINT FRONT DOOR & MAILBOX
- MOW THE LAWN
- CLEAN PATIO FURNITURE
- ADD FRESH PLANTS IN BARE AREAS
- TRIM ANY TREES AND SHRUBS



02

*Finding A
Buyer*

LISTING & MARKETING

Mls Listing, Signage, Lock Box & Showings,
Open House, Virtual Tour

MARKETING

Plan & Listing

MLS LISTING

Once your home is listed for sale by your realtor, it will be entered on the MLS database. This database is accessed constantly by professional real estate agents. This maximises your potential audience and can only bring you the best results. End goal: Bidding war!


SIGNAGE

An initial First step will include identifying that your house is up for sale by placing the classic FOR SALE sign on the front of the property.

LOCK BOX & SHOWINGS

A very successful approach taken by real estate professionals is having the house empty of its owners at the time of a visit by the potential buyers. This can be accomplished by using a lock box located near the front entrance.





Open House

An open house can be scheduled to open the interest of some hesitant buyers. This is a no pressure tactic employed strategically by you agent. Generating interest in a home is in the best interest of the seller.



Virtual Tour

Among the newer, ever evolving, techniques employed by real estate agents is a virtual tour of your home. This extends your reach in the market even further.





03

Final Steps

NEGOTIATION TIME

Mls Listing, Signage, Lock Box & Showings,
Open House, Virtual Tour

Negotiations

TO SELL YOUR HOME

Be open to suggestions from your agent during the negotiation process. It's a give and take type of thing. A little flexibility during the negotiation process is expected on both ends, and will ensure a smooth and quick road to signing the final sale contract.

At first glance accepting the highest possible offer seems like the most logical thing to do. Final sale price is obviously important, but there are many other factors you must also consider.

- CASH OFFER:

Some sellers accept a lower-priced cash offer over a higher-priced loan offer because there are typically fewer issues that come up

- CLOSING DATE:

You have to also consider how soon the buyer is able to take possession of the property. One month? Two or Three? Who will cover these expenses in the interim. Selecting the offer with consideration of timeline is another important aspect your realtor can help you with.

- CLOSING COST:

Usually the buyer assumes all costs associated with the purchase of the property. It can arise that some of these costs are negotiated to be shared in some form during the buying process.

Under Contract

congratulations your under contract...

Once you and the buyer have agreed on terms, a sales agreement is signed and your home is officially under contract.





CLOSING IS THE FINAL STEP

This is the final step in the selling process. On the day of closing, both parties sign documents, funds are dispersed, and property ownership is formally transferred to the buyer.

Congratulations on selling your home!

CLOSING EXPENSES FOR SELLERS CAN INCLUDE:

- Title insurance policy
- Home warranty
- Real estate agent commissions
- Title insurance policy
- Home warranty
- Remaining balance on mortgage
- Any unpaid assessments, penalties or claims against your property.


BRING ITEMS TO CLOSING:

- government Issued Photo ID
- House Keys
- Garage Openers
- Mailbox Keys

client testimonials



"If you want an honest, straight forward, and stand up agent, Marcus is your guy!"



"Whether it be commercial or residential property Marcus understands the business and treats you as #1!"



"Marcus is hands down one of the most honest, hard working and most reliable agent I've ever had the pleasure to work with."



NO TES



End2End

REAL ESTATE

MARCUS BEVANS | REALTOR® | WWW.END2END.HOMES