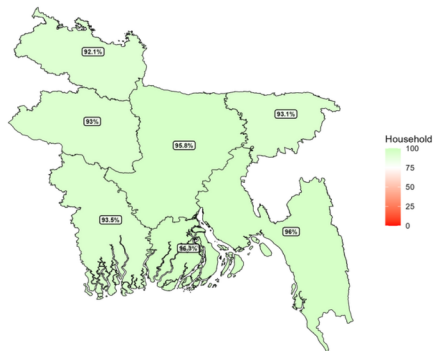


# BANGLADESH

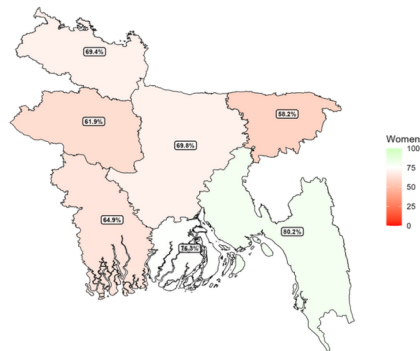
## Phone Ownership

### Population Level Coverage

National Household Coverage

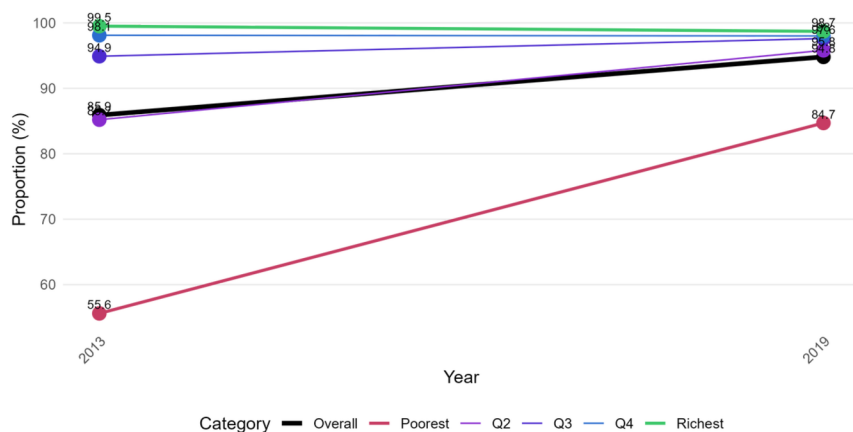


National Women Coverage



Coverage Gap = Men v Women

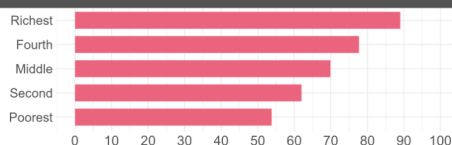
Longitudinal analysis across household coverage in past available surveys



- UNICEF's MICS survey first began to include questions on phone ownership as part of MICS-5 for Malawi

### Socio-demographic characteristics

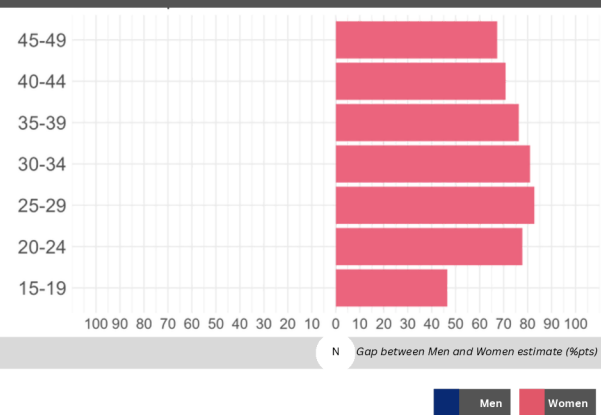
Coverage by Wealth Index



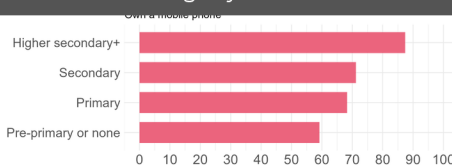
Region: Urban vs Rural



Age Groups



Coverage by Education



Data Source: MICS 5 (2014), DHS 7 (2018), MICS 6 (2020)



School of Public Health and Family Medicine  
Isikolo Sempilo Yoluntu kunye Namayeza Osapho  
Departement Openbare Gesondheid en Huisartskunde




# BANGLADESH

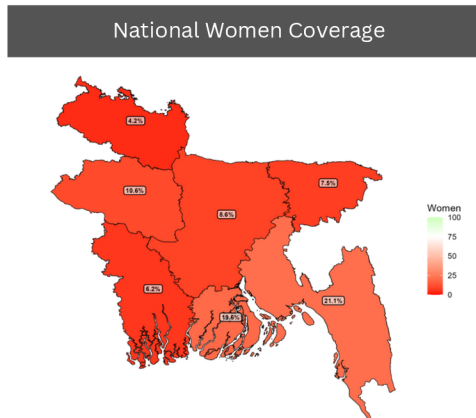
## Internet Use

### Population Level Coverage

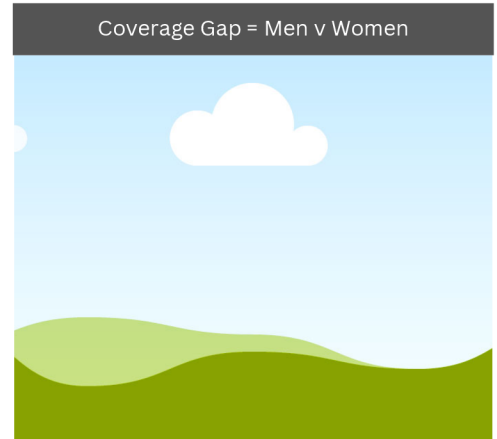
National Men Coverage



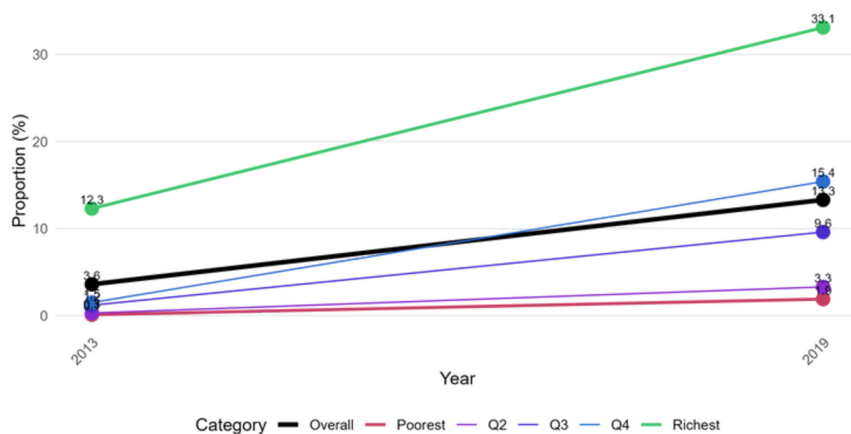
National Women Coverage



Coverage Gap = Men v Women



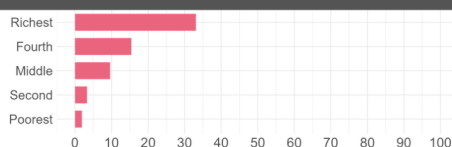
Longitudinal analysis across Female coverage in past available surveys



- UNICEF's MICS survey first began to include questions on phone ownership as part of MICS-5 for Malawi

### Socio-demographic characteristics

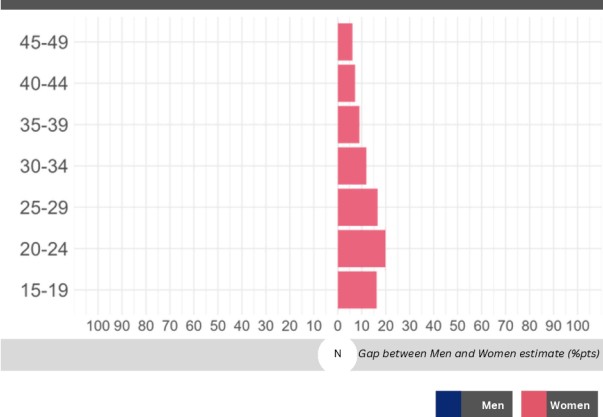
Coverage by Wealth Index



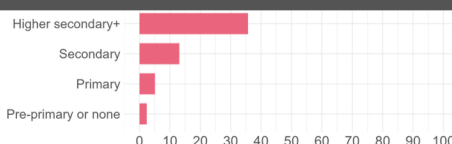
Region: Urban vs Rural



Age Groups



Coverage by Education



Data Source: MICS 5 (2014), DHS 7 (2018), MICS 6 (2020)



School of Public Health and Family Medicine  
Isikolo Sempilo Yoluntu kunye Namayeza Osapho  
Departement Openbare Gesondheid en Huisartskunde




# BANGLADESH

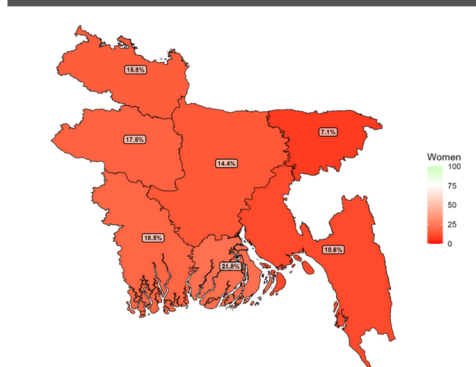
## Phone Use for Financial Transactions

### Population Level Coverage


National Men Coverage



National Women Coverage



Coverage Gap = Men v Women

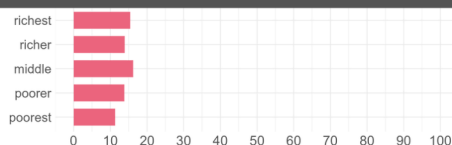


Longitudinal analysis across household coverage in past available surveys

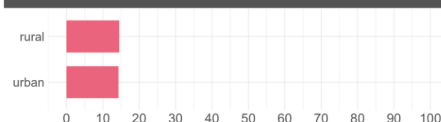
No Longitudinal data for comparison  
DHS 7 is the first version of this survey to include a measure for this indicator. Further data is required to analyze longitudinal trends.

### Socio-demographic characteristics

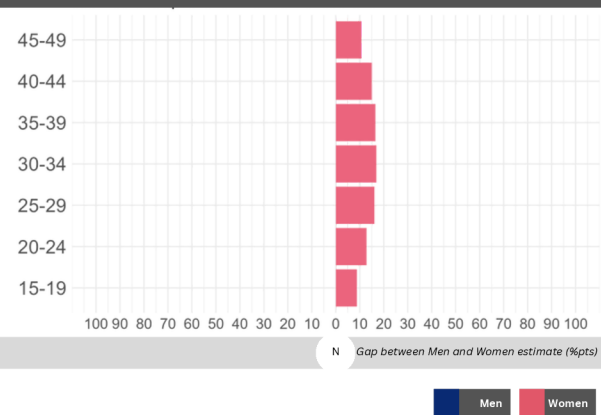
Coverage by Wealth Index



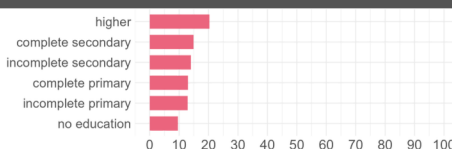
Region: Urban vs Rural



Age Groups



Coverage by Education



Data Source: DHS 7 (2018)



School of Public Health and Family Medicine  
Isikolo Sempilo Yoluntu kunye Namayeza Osapho  
Departement Openbare Gesondheid en Huisartskunde

UNIVERSITY OF CAPE TOWN  
UNIVERSITEIT VAN KAAPSTAD

JOHNS HOPKINS  
BLOOMBERG SCHOOL  
of PUBLIC HEALTH

## BANGLADESH

## Digital Skills

## Coverage Overview



Men Women

Data Source: MICS 5 (2014), MICS 6 (2020)



School of Public Health and Family Medicine  
Isikolo Sempilo Yoluntu kunye Namayeza Osapho  
Departement Openbare Gesondheid en Huisartskunde

UNIVERSITY OF CAPE TOWN  
UNIVERSITEIT YOKAPAPA • UNIVERSITEIT VAN KAAPSTAD

JOHNS HOPKINS  
BLOOMBERG SCHOOL  
of PUBLIC HEALTH

# BANGLADESH

## Data Sources

Global Survey	MICS		DHS		GSMA	Gallup
Construct	Household	Individual	Household	Individual		
<b>Phone ownership</b>	MICS 5 (2014) MICS 6 (2019)	MICS 6 (2019)	DHS 7 (2018)	DHS 6 (2013) DHS 7 (2018)	TBA	TBA
<b>Internet use</b>	NA	MICS 6 (2019)	NA	DHS 7 (2018)		
<b>Phone use for financial transactions</b>	NA	NA	NA	DHS 7 (2018)		
<b>Digital Skills</b>	NA	MICS 6 (2019)	NA	NA		

*MICS and DHS surveys for Bangladesh did not include a Men's recode so gender based comparisons are not possible*

*Disclaimer: Due to the varied nature of data sources, readers should be cautious about comparing country profiles across different countries. Some estimates may not be comparable due to different survey populations and designs*



School of Public Health and Family Medicine  
Isikolo Sempilo Yoluntu kunye Namayeza Osapho  
Departement Openbare Gesondheid en Huisartskunde

 UNIVERSITY OF CAPE TOWN  
UNIVERSITEIT YOKAPAPA • UNIVERSITEIT VAN KAAPSTAD

  
JOHNS HOPKINS  
BLOOMBERG SCHOOL  
of PUBLIC HEALTH