

# CHELSEA



**Frames** - Constructed from solid birch wood. Selected MDF boards used for footstool construction. All joints glued and stapled for extra strength.

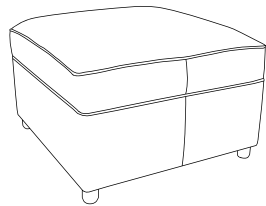
**Seat Cushions** - All seat cushions are constructed from foam with a 300g high-loft fibre wrap for maximum comfort and support. Seat cushions are reversible.

**Back Cushions** - All back cushions are filled with conjugate hollow virgin white fibre. Standard Back Cushions are reversible.

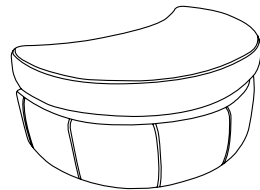
**Feet** - Black Metal Feet Only.

**Care Instructions** - Dry Clean Only.


**Options** - High Back Only.




**Standard Footstool**  
H:43 x W:63 x D:66 (cm)



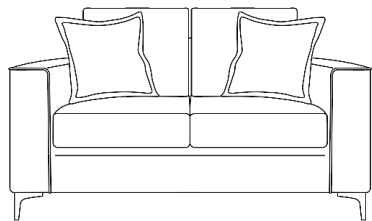
**Halfmoon Footstool**  
H:52 x W:90 x D:70 (cm)



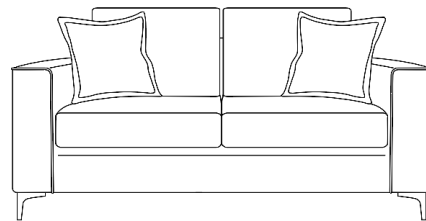
**Swivel Chair**  
Small - H:100 x W:105 x D:105 (cm)  
Medium - H:100 x W:120 x D:120 (cm)  
x2 Small Scatters



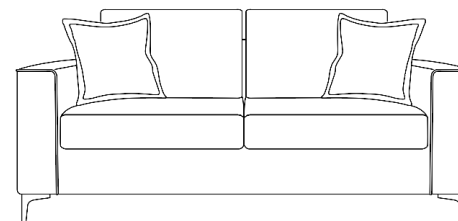
**Armchair**  
H:94x W:105 x D:94 (cm)  
x1 Small Scatter




**2 Seater**  
H:94 x W:142 x D:94 (cm)  
x2 Small Scatters




**2.5 Seater**  
H:94 x W:164 x D:94 (cm)  
x2 Small Scatters



**3 Seater**  
H:94 x W:182 x D:94 (cm)  
x2 Small Scatters



**Right Hand Chaise**  
H:94 x W:200 x D:233 (cm)  
x2 Small Scatters



**Left Hand Chaise**  
H:94 x W:233 x D:200 (cm)  
x2 Small Scatters


## Swatch Option:




**Plush Khaki Collection**




**Plush Oxblood Collection**




**Plush Marmalade Collection**




**Plush Mole Collection**



**Plush Navy Collection**



**Plush Silver Collection**



**Plush Steel Collection**