

A MEMBER OF
ACID
ANTI COPYING IN DESIGN

Sumptuous
HYBRID SEATING



IVY

SOFA FACTORY
Designed & Manufactured in the UK

Frames – Constructed from solid birch wood. Selected MDF boards used for footstool construction. All joints glued and stapled for extra strength.


Seat Cushions – All seat cushions are constructed from foam with a 300g high-loft fibre wrap for maximum comfort and support.

Back Cushions – All back cushions are filled with conjugate hollow virgin white fibre.

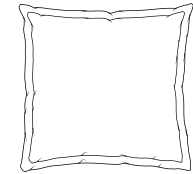
Feet – Dark Wood L Leg.

Care Instructions – Dry Clean Only.

Options – High Back Only.



Large Scatters:
Accent or Body
fabric both sides.
Frill Edge.
Feather Filled.



Medium Scatters:
Romance Silver
or Gold fabric.
Frill Edge.
Fibre Filled.



Designer Footstool

H:33 x W:95 x D:65 (cm)

Full Body or Full Pattern.

Dark Wood Feet.




Accent Chair

H:109 x W:77 x D:80 (cm)

Full Body Fabric / x1 Bolster included in Pattern.

Dark Wood Feet.




Lovechair

H:100 x W:129 x D:100 (cm)

HB: x1 Medium Romance Scatter.

Feet: x2 Wooden L Legs (Front) / x2 Stoppers (Back)

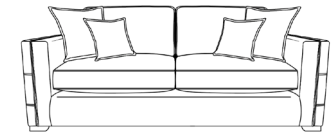


2 Seater

H:100 x W:168 x D:100 (cm)

x1 Large Pattern Scatter / x2 Medium Romance Scatters.

Feet: x2 Wooden L Legs (Front) / x2 Stoppers (Back)

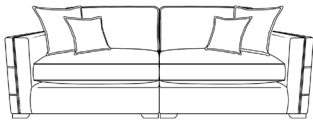


3 Seater

H:100 x W:203 x D:100 (cm)

x2 Large Patten Scatter / x2 Medium Romance Scatters.

Feet: x2 Wooden L Legs (Front) / x2 Stoppers (Back)




4 Seater

H:100 x W:244 x D:100 (cm)

x2 Large Pattern Scatter / x2 Medium Romance Scatters.

Feet: x2 Wooden L Legs (Front) / x1 Vienna Leg (Middle) / x4 Stoppers (Back)



Left hand Jumbno Chaise

(Also available as Right Hand Jumbo Chaise)

H:100 x W:285 x D:159 (cm)

x2 Large Pattern Scatter / x2 Medium Romance Scatters.

Feet: x4 Wooden L Legs (Front) / x4 Stoppers (Back)



Left hand Chaise Corner

H:100 x W:254 x D:281 (cm)

x2 Large Pattern Scatter / x2 Medium Romance Scatters.

Feet: x7 Wooden L Legs (Front) / x5 Stoppers (Back)



Right hand Chaise Corner

H:100 x W:281 x D:254 (cm)

x2 Large Pattern Scatter / x2 Medium Romance Scatters.

Feet: x7 Wooden L Legs (Front) / x5 Stoppers (Back)



2 Corner 1

(Also available as 1 corner 2)

H:100 x W:281 x D:197 (cm)

x2 Large Pattern Scatter / x2 Medium Romance Scatters.

Feet: x4 Wooden L Legs (Front) / x5 Stoppers (Back)




2 Corner 2

H:100 x W:281 x D:281 (cm)

x2 Large Pattern Scatter / x2 Medium Romance Scatters.

Feet: x4 Wooden L Legs (Front) / x8 Stoppers (Back)



2 Arm Unit

H:100 x W:184 x D:254 (cm)

x1 Large Pattern Scatter / x1 Medium Romance Scatter.

Feet: x2 Wooden L Legs (Front) / x2 Stoppers (Back)




1 Arm Unit

H:100 x W:100 x D:254 (cm)

x1 Large Pattern Scatter / x1 Medium Romance Scatter.

Feet: x2 Wooden L Legs (Front) / x2 Stoppers (Back)



Corner Unit

H:100 x W:98 x D:98 (cm)

Feet: x4 Stoppers (Back)



Armless Unit

H:100 x W:81 x D:100 (cm)

x1 Large Pattern Scatter / x1 Medium Romance Scatter.

Feet: x2 Wooden L Legs (Front) / x2 Stoppers (Back)