

# NEWTON



# NEWTON

**Fabric** - Keira. 2 Small scatters included excluding armchair which will have 1 and corners which will have 3.

**Frames** - Constructed from solid birch wood. Selected MDF boards used for footstool construction. All joints glued and stapled for extra strength.

**Seat Cushions** - All seat cushions are constructed from foam with a 300g high-loft fibre wrap for maximum comfort and support. Seat cushions are reversible.

**Back Cushions** - All back cushions are filled with conjugate hollow virgin white fibre. Standard Back Cushions are reversible.

**Feet** - Dark Plastic.

**Care Instructions** - Dry Clean Only.

**Options** - Available in Standard Back.




Keira Silver

Keira Pewter




Keira Taupe

Keira Cream



Keira Olive

Keira Duck Egg Blue



Keira Lilac



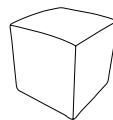
**Designer Footstool**

H:40 x W:95 x D:65 (cm)




**Footstool**

H:43 x W:63 x D:66 (cm)




**Cube**

H:45 x W:45 x D:45 (cm)




**Armchair**

H:85 x W:92 x D:90 (cm)



**2 Seater**

H:85 x W:142 x D:90 (cm)




**Swivel Chair**

Small: H:100 x W:105 x D:105 (cm)

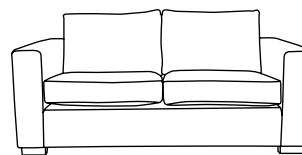
Medium: H:100 x W:120 x D:120 (cm)

Large: H:100 x W:135 x D:135 (cm)



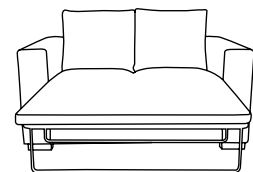
**2.5 Seater**

H:85 x W:164 x D:90 (cm)



**3 Seater**

H:85 x W:182 x D:90 (cm)




**Sofabed**

H:85 x W:166 x D:97 (cm)



**Halfmoon Footstool**

H:52 x W:90 x D:70 (cm)



**Sedaflex Sofabed**

H:102 x W:166 x D:99 (cm)



**(Pic) Left Hand Corner**

H:85 x W:235 x D:172 (cm)

**Right Also Available**



**Large Corner**

H:85 x W:235 x D:235 (cm)