


ԵՄԳՈՒՐԳՈՒՄ ԼՆՈՒՄ





የዎይታ/የዓርጋው ዓርጋ

ግራም ስለ ስራው ማረጋገጥ ለሌሎች

በዓራም ስራው ላይ ማረጋገጥ

በዓራም ስራው ላይ ማረጋገጥ ለሌሎች ስራው ላይ ማረጋገጥ ለሌሎች ስራው ላይ ማረጋገጥ ለሌሎች

ለሌሎች ስራው ላይ ማረጋገጥ ለሌሎች ስራው ላይ ማረጋገጥ ለሌሎች ስራው ላይ ማረጋገጥ ለሌሎች ስራው ላይ ማረጋገጥ ለሌሎች

ዓርጋው ዓርጋው
(ዓርጋው ለሌሎች ስራው ላይ ማረጋገጥ ለሌሎች ስራው ላይ ማረጋገጥ ለሌሎች)

ዓርጋው 6: ስራው ላይ ማረጋገጥ ለሌሎች


ለሌሎች

(ግራም ስራው ላይ ማረጋገጥ ለሌሎች ስራው ላይ ማረጋገጥ ለሌሎች)



ስራው ላይ ማረጋገጥ ለሌሎች

(ግራም ስራው ላይ ማረጋገጥ ለሌሎች ስራው ላይ ማረጋገጥ ለሌሎች)



Dear fellow anglers,

We are thrilled to invite you to participate in the annual Fishing Derby at Sachigo Lake! This year's event promises to be bigger and better than ever before, with exciting competitions, great prizes, and lots of fun for everyone.

The Fishing Derby will take place on Saturday, May 15th, from 8:00 am to 4:00 pm. The lake will be fully stocked with a variety of fish, including walleye, pike, and whitefish . Whether you're a seasoned pro or a first-time angler, there's something for everyone at Sachigo Lake.

In addition to the fishing competitions, we'll also have a range of activities and entertainment for all ages. There will be food vendors, live music, and plenty of games and activities to keep everyone entertained throughout the day.

Registration for the Fishing Derby is free, but spaces are limited, so be sure to arrive early to secure your spot. There are spots for your team of three to join the derby. You will need to meet the fishing derby committee in person at the Sachigo Lake Band Office to complete your registration. Don't forget to bring your own fishing gear, and be sure to follow all rules and regulations to ensure a safe and enjoyable experience for all.

We can't wait to see you at the Fishing Derby at Sachigo Lake! Get ready to reel in some big catches and make memories that will last a lifetime.

Sincerely,
The Sachigo Lake Fishing Derby Committee

Activity 1

Complete the chart below with information from the letter

Who	What	When	Where	Why
Who is on your team?	What is the purpose of the letter?	When is the Derby? Start time: End time:	Where is the event? Where is registration:	Event?

Activity 2: All Aboard!

To get to Sachigo Lake, Ontario, there are no direct planes, trains or roads from Toronto! The angler team decides to get there by Via passenger train from Toronto to Sioux Lookout and then transfer to a plane from Sioux Lookout to Sachigo Lake.

Prior to leaving for the trip each angler will need to pack their bags with all of the things needed - warm clothes, winter hats, boots, food, fishing gear, life jackets etc. That is a lot of equipment!

Each angler is bringing 3 pieces of luggage and they will want to figure out if they will have any extra charges. If so, how much will each need to pay? If any piece of luggage is overweight or oversized, there is a fee of \$40.

Considering the information below and determine how much each traveler will pay to get their luggage from Union Station to Sioux Lookout?

Maximum size and weight restrictions



Overweight baggage

Between 23 and 32 kg (50 and 70 lb.).
\$40 (tax included) per item and per direction.



Oversized baggage

Between 158 and 180 linear cm (62 and 71 linear in.)- Linear dimensions = length + width + height.
\$40 (tax included) per item and per direction.



Extra baggage

Maximum 3 additional items per person.
\$40 (tax included) per item and per direction.



Activity 2: All Aboard!

Complete the table below for each passenger and each piece of luggage to determine what extra charges will apply.

	Luggage weight (KG)	Overweight Charge? (in \$)	Luggage Length (cm)	Luggage width (cm)	Luggage Height (cm)	Oversize Charge (in \$)
Passenger 1 Luggage #1	20		40	65	55	
Passenger 1 Luggage #2	25		55	45	25	
Passenger 1 Luggage #3	21		28	85	60	
Passenger 2 Luggage #1	24		45	70	15	
Passenger 2 Luggage #2	28		55	35	35	
Passenger 2 Luggage #3	12		32	45	85	
Passenger 3 Luggage #1	22		60	55	40	
Passenger 3 Luggage #2	32		35	58	32	
Passenger 3 Luggage #3	14		45	50	70	

- A) Passenger 1 pays \$_____ for overweight, \$_____ for oversize \$_____ total
 Passenger 2 pays \$_____ for overweight, \$_____ for oversize \$_____ total
 Passenger 3 pays \$_____ for overweight, \$_____ for oversize \$_____ total

B) As you are all traveling as a team to the same destination it makes sense that you split the cost evenly. Calculate the mean price to figure out how much each passenger should pay to cover the extra charges.



Activity 3: Wawatay!

In Oji-Cree, the word "wawatay" means "Northern Lights" in English. It specifically refers to the natural phenomenon of the shimmering lights that appear in the night sky, also known as the Aurora Borealis or northern lights.

If you're lucky you might be able to witness the wawatay on the train at night.

Use the syllabics chart to identify the syllabics characters for wa wa tay.

Given the Roman Orthography (RO) for Northern Lights is: Wawatay_____ use the Syllabics Chart to write the characters for wawatay

Activity 4: Syllabics on plane ticket

Activity 4 (syllabics on plane ticket)

In northern Ontario, many signs are written in both English and the local Ojibwe Language using Syllabics

Use the chart below to fill in the missing information from one boarding pass using Syllabics to the one with blanks. (i.e where it says ᑭᑦᑲᑦᑲᑦᑲᑦᑲᑦ ᑭᑦᑲᑦᑲᑦᑲᑦᑲᑦ on the first write Boarding Pass on the second.

Ticket information to include:

English	Ojibway Syllabics
Boarding pass:	ᑭᑦᑲᑦᑲᑦᑲᑦᑲᑦ
Name:	ᑲᑦᑲᑦᑲᑦ
Flight:	ᑲᑦᑲᑦ
Date:	ᑲᑦᑲᑦᑲᑦᑲᑦᑲᑦᑲᑦᑲᑦ
Departure time:	ᑲᑦᑲᑦᑲᑦᑲᑦ
Origin:	ᑲᑦᑲᑦᑲᑦᑲᑦᑲᑦᑲᑦᑲᑦ
Destination:	ᑲᑦᑲᑦᑲᑦᑲᑦᑲᑦᑲᑦ

Add the english terms to the boarding pass

ᑭᑦᑲᑦᑲᑦᑲᑦᑲᑦ

ᑲᑦᑲᑦᑲᑦᑲᑦᑲᑦᑲᑦ _____

ᑭᑦᑲᑦᑲᑦᑲᑦᑲᑦ _____

ᑲᑦᑲᑦ _____

ᑲᑦᑲᑦᑲᑦ _____

ᑲᑦᑲᑦᑲᑦᑲᑦᑲᑦᑲᑦ _____

ᑲᑦᑲᑦᑲᑦᑲᑦ _____

ᑭᑦᑲᑦᑲᑦᑲᑦᑲᑦ


ᑲᑦᑲᑦᑲᑦᑲᑦᑲᑦᑲᑦ _____

ᑲᑦᑲᑦ _____

ᑲᑦᑲᑦᑲᑦᑲᑦᑲᑦᑲᑦ _____

ᑲᑦᑲᑦᑲᑦᑲᑦ _____

No 9317389387907432947



Activity 6: Thank you card

Objective: Write a Thank you card to the Fishing Derby organizing committee for inviting your team to attend the Sachigo Lake Fishing Derby.

In Ojibway, "thank you" can be expressed in a few different ways depending on the context and region, but one common way to say it is "miigwetch" (pronounced MEE-gwetch). So, "Thank you Sachigo Lake" in Ojibway could be written as "Meegwetch Sachigo Lake"

ᑭᑦᑭᑦᑭᑦᑭᑦᑭᑦ

ᑭᑦᑭᑦᑭᑦᑭᑦᑭᑦ (mee-yi-ki-n)

Here is the breakdown of the syllabics characters used:

ᑭ (mi): Represents the "mee" sound.

ᑭᑦ (yi): Represents the "yi" sound.

ᑭᑦᑭᑦ (ki): Represents the "ki" sound.

ᑭᑦᑭᑦᑭᑦ (n): Represents the "n" sound.

Use this to create a thank you card with the syllabics and sign your name.

Include a drawing of something that you found interesting/meaningful from the challenge.

Thank you = Miigwetch ᑭᑦᑭᑦᑭᑦᑭᑦᑭᑦ (mi-yi-ki-n)

HINT ? CARD ONE

Activity 1 - Decode Dear Fellow Angler

Letter
Use a highlighter to find the key information

- who
- what
- when
- where
- why

HINT ? CARD TWO

Activity 2 - All Aboard

Overweight luggage charges
Any bags over 23 kg are considered overweight
\$40 for each overweight bag
Oversize Luggage charges

Adding the bags length + width + height will give the bags total linear size in cm.
Any bags over 158 cm are considered oversize
\$40 for each oversize bag

E.g.
A 30 kg bag will be charged a \$40 overweight charge

Definition : The mean (average) of a data set is found by adding all numbers in the data set and then dividing by the number of values in the set.

For example, the mean of 10, 20, and 60 is $(10 + 20 + 60) \div 3 = 30$.

HINT ? CARD THREE

Activity 3 - Syllabics (Decoding)

How to decode a syllabic word into Roman Orthography

Use syllabics chart and find the Syllabic that matches, and record the syllabic and the Roman Orthographic letters beside it (e.g. $\nabla = ay$)
Continue for each syllabic

When finished, combine the Roman Orthography letters together to complete the word
Try saying the word out loud

HINT ? CARD FOUR

Activity 4 - Syllabics on Plane Ticket

Review the chart of Ojibwe Syllabics listing words commonly found on plane tickets in both English and Syllabics.

One ticket is written out in Syllabics, and one with blanks where the syllabic were.
Fill in the correct English word to replace the Syllabics.

Write out the word Boarding Pass in Syllabics

HINT ? CARD FIVE

Activity 5 - Activity 5 - Flight Time

Calculations for the Cessna
Identify the question needing to be solved
What time does Cessna arrive in Sachigo Lake?
Identify the required information

Departure time - 2:00 PM
Distance = 180 Km
Speed = 204 Km/hr
Time to destination - ???

Apply info to formula
(Time = Distance/Speed; $T=D/S$):
 $T = 180K/204km/h$

Resolving for T in formula
 $T = 0.88$ hours (0.88 x 60 minutes = 52.8 (53) minutes)

$T = 52.8$ minutes (53) after departure
Arrival time 2:53 PM

Repeat for Beaver and Turbo Otter planes

HINT ? CARD SIX

Activity 6 - Thank you card

Fold a blank piece of paper to make a card
Everybody likes being thanked. Sometimes the simplest way to say 'thankyou in a card is to say 'Thank -you'

Adding a picture that represents your trip and/or using the local word for thank you is a nice added touch.

Remember to add your names to the card!
How to say 'thank - you' in Oji Cree
Thank you = 'Miigwetch'

Or in Syllabics = _____

- Decorate with Syllabics
- Fish
- Trains
- Planes

ᑲ.ᓃᓃ.ᐱᓃᓃᓃ.ᑲ ᑭᑭᓃᓃ - SYLLABICS CHART



▽	<i>ay</i>	△	<i>ee</i>	▷	<i>o</i>	◁	<i>a</i>		
▽·	<i>way</i>	△·	<i>wee</i>	▷·	<i>wo</i>	◁·	<i>wa</i>	◦	<i>w</i>
∇	<i>pay</i>	∧	<i>pee</i>	>	<i>po</i>	<	<i>pa</i>		<i>p</i>
U	<i>tay</i>	∩	<i>tee</i>	∪	<i>to</i>	∩	<i>ta</i>		<i>t</i>
ᓃ	<i>kay</i>	ᑲ	<i>kee</i>	ᑲ	<i>ko</i>	ᑲ	<i>ka</i>	\	<i>k</i>
ᑭ	<i>chay</i>	ᓃ	<i>chee</i>	ᑭ	<i>cho</i>	ᑭ	<i>cha</i>	-	<i>ch</i>
ᑭ	<i>may</i>	ᓃ	<i>mee</i>	ᑭ	<i>mo</i>	ᑭ	<i>ma</i>	ᑭ	<i>m</i>
ᑲ	<i>nay</i>	ᓃ	<i>nee</i>	ᑲ	<i>no</i>	ᑲ	<i>na</i>	ᑲ	<i>n</i>
ᓃ	<i>say</i>	ᓃ	<i>see</i>	ᓃ	<i>so</i>	ᓃ	<i>sa</i>	ᓃ	<i>s</i>
ᓃ	<i>shay</i>	ᓃ	<i>shee</i>	ᓃ	<i>sho</i>	ᓃ	<i>sha</i>	ᓃ	<i>sh</i>
ᑲ	<i>yay</i>	ᓃ	<i>yee</i>	ᑲ	<i>yo</i>	ᑲ	<i>ya</i>	ᑲ	<i>y</i>