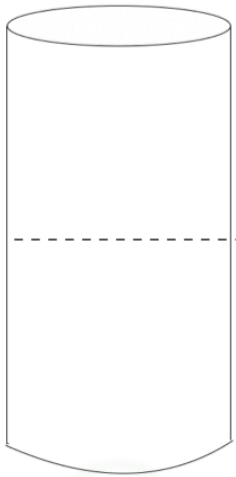


Sassy and Sweet Cake Serving Guides

Each cake can be sliced along the lines of the diagram and then sliced in half vertically to achieve 4" tall slices.

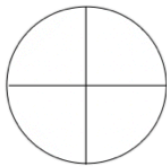
Party Sized Serving (P): 1.5" W x 2" L x 4" H

Wedding/Dessert Sized Serving (W): 1.25" W x 1.25" L x 4" H



4" Round Cake

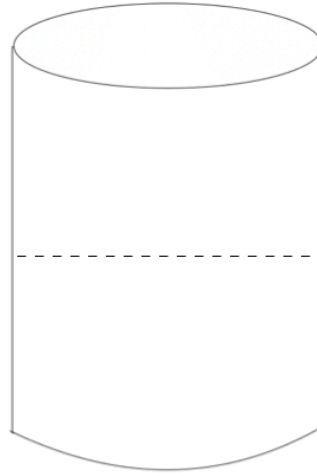
Party Sized Servings : 8-10
Wedding/Dessert Sized Servings: 15-20



Party Servings
(Slice along the lines and then in half vertically)

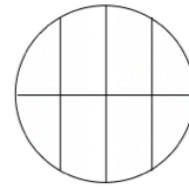


Dessert Servings
(Slice along the lines and then in half vertically)

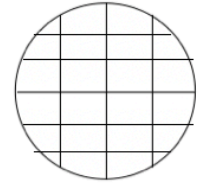


6" Round Cake


Party Sized Servings : 12-20
Wedding/Dessert Sized Servings: 30-40



Party Servings
(Slice along the lines and then in half vertically)

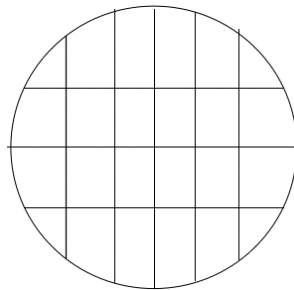


Dessert Servings
(Slice along the lines and then in half vertically)

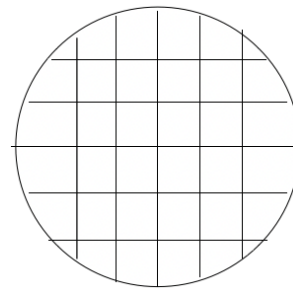


8" Round Cake

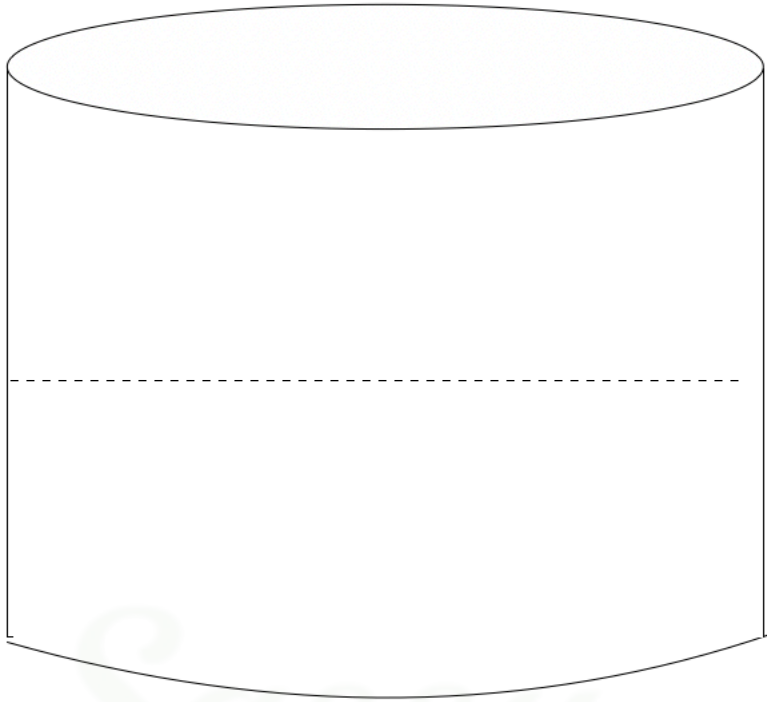
Party Sized Servings : 25-35
Wedding/Dessert Sized Servings: 50-60



Party Servings (Slice along the lines and then in half vertically)



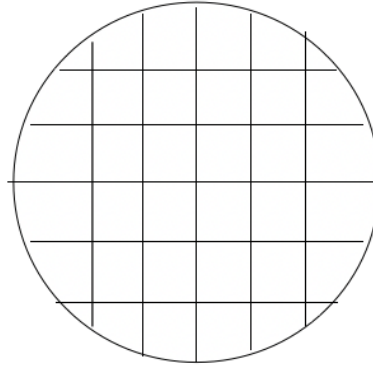
Dessert Servings (Slice along the lines and then in half vertically)



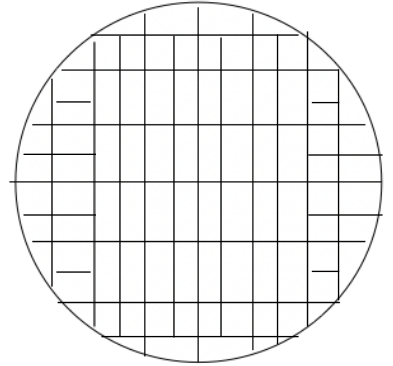
10" Round Cake

Party Sized Servings: 35-50

Wedding/Dessert Sized Servings: 70-90



Party Servings (Slice along the lines and then in half vertically)



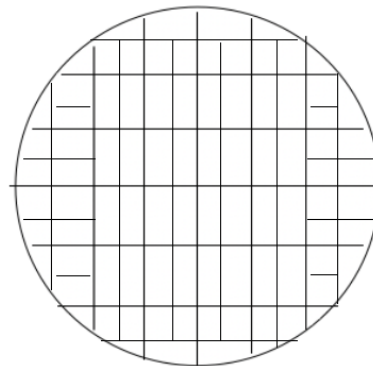
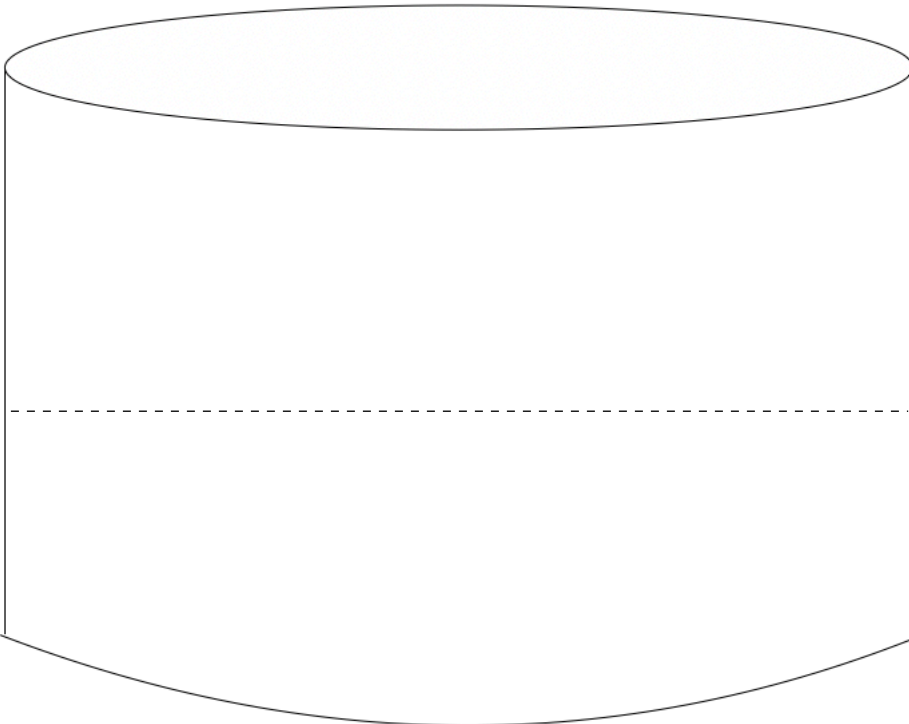
Dessert Servings (Slice along the lines and then in half vertically)

Sassy and Sweet

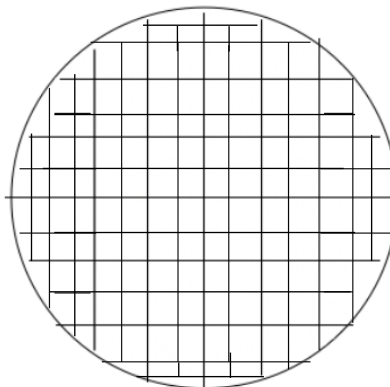
12" Round Cake

Party Sized Servings: 60-75

Wedding/Dessert Sized Servings: 120-140



Party Servings (Slice along the lines and then in half vertically)



Dessert Servings (Slice along the lines and then in half vertically)