



VMware NSX-V to NSX-T (V2T) Migration A Real World Education

Date: 6/9/2021



This document is proprietary and confidential. No part of this document may be disclosed or duplicated in any manner without the prior written consent of SPJ Solutions Inc.

During This Session

- About SPJ Solutions
- Overview of NSX-V to NSX-T Migrations
- NSX V2T Migration Process Based on Real World Experience
- Introduction to NSX V2T Automation Tools – clTopus
- V2T Migration Approaches - Lift-n-Shift and In-Place
- Live Demonstration Of Multi-DC Micro-Segmentation to NSX-T Multi-Site
- NSX V2T Migration Resources:
 - Free NSX V2T Migration Readiness Assessment
 - NSX V2T Migration Webinar Series
 - YouTube Channel
 - Websites & Resources

How To Contact Us

Email: nsx@spjsolutions.com

SPJ's NSX V2T Migration Practice Website: <https://vmwarensxmigrationexperts.com/>
(vmware nsx migration experts)

SPJ Solutions Website: spjsolutions.com


clTopus Website: citopus.com

We can send you this presentation deck, request in chat

Overview

Delivering SDDC, SDN, Cloud, VMware NSX Solutions

- Founders
 - Sudhansu “Suds” Pati - CTO
 - Paul Wong – President
- Located in Sacramento, CA
- 15+ year experience with VMware technologies
- 7+ years delivery consulting experience with VMware NSX
- VMware’s #1 NSX Consulting Partner Worldwide



SPJ Solutions – VMware's Top NSX Implementation Partner Globally

1. 350+ NSX Engagements Successfully Delivered Worldwide
2. 50+ NSX-V to NSX-T (V2T) Migrations
 - **More** Than Any Other Organization, Including VMware
 - Large, Complex, Multi-data center
3. Highly Experienced and Certified NSX Delivery Team
 - SPJ CTO: VCDX #255, CCIE, Oracle Master
 - Engineer Certs: VCP-NV, VCIX-NV, CCIE, CCNA, CCNP, PAN, F5,...
4. All Industries and Vertical Markets
5. Deep NSX Ecosystem Experience
 - NSX V & T, VCF, VMC on AWS, vRA, vRNI, vRO, vCD, SRM, Horizon, ...
 - Cisco, Palo Alto Networks, Check Point, f5, UCS, Dell, HPE, Trend Micro, Nutanix, ...
 - AWS, Google Cloud, Azure, IBM Bluemix, OVHCloud, ...

What Is cITopus?

Our Magic

Latin:

Cito (cītō) + Opus (ōpūs)

Fast

Work

The logo for CITopus features the word "CITopus" in a stylized, orange, hand-drawn font. The letters "CIT" are in all caps, while "opus" is in lowercase. The logo is framed by two horizontal blue lines, one above and one below the text. Below the main text, the tagline "IT Work Fast" is written in a smaller, orange, sans-serif font.

NSX Automation for Management and Migrations

cITopus Is The Most Widely Used NSX V2T Migration Technology

- Simplifies the complex for NSX
- The Most NSX V2T Migration automation and functionality
- Intuitive / Graphical / Drag & Drop / WYSIWYG
- VMware best practices built-in
- Light weight
- Full Stack Developed App – U.S. Based Development Team
- Enables Jr. Engineers To Do More

What cITopus Migrates From NSX-V to NSX-T

- ESXi hosts
- ESGs
- DLRs
- UDLRs
- Logical Switches
- Universal Logical Switches
- Transport Zones
- Logical Control VMs
- VxLAN
- ESG Uplink Interfaces
- Transit Logical Switches
- ECMP ESG Clusters
- vCenter Clusters
- VDS
- NVDS
- Distributed Port Groups
- VM Network Adapters or vNICs
- Distributed Firewall Rules
- Gateway Firewall Rules
- Security Groups
- Universal Security Groups
- NSX-V Security Tags
- Universal Security Tags
- vCenter Tags
- Services (L4 and L7)
- Service Groups (L4 and L7)
- Service Composers
- Partner Services (Palo Alto, Trend Micro, McAfee, f5)
- Dynamic Inclusions
- Static Inclusions
- Global Exclusions
- vCenter Objects, i.e. Clusters, Data Centers, Folders, Resource Pools
- IP Addresses
- IP Set
- Sections
- Universal Sections
- OSPF Dynamic Routing
- BGP Dynamic Routing
- Route Redistributions from ESGs and DLRs
- Static Routing
- LIF (Logical Interfaces)
- NSX-V HA-Proxy or Native Load Balancer (NLB) - In-Line and One-Armed
- Multi-Tenancy Network Topologies
- L2 Bridges

What Is An NSX-V to NSX-T (V2T) Migration?

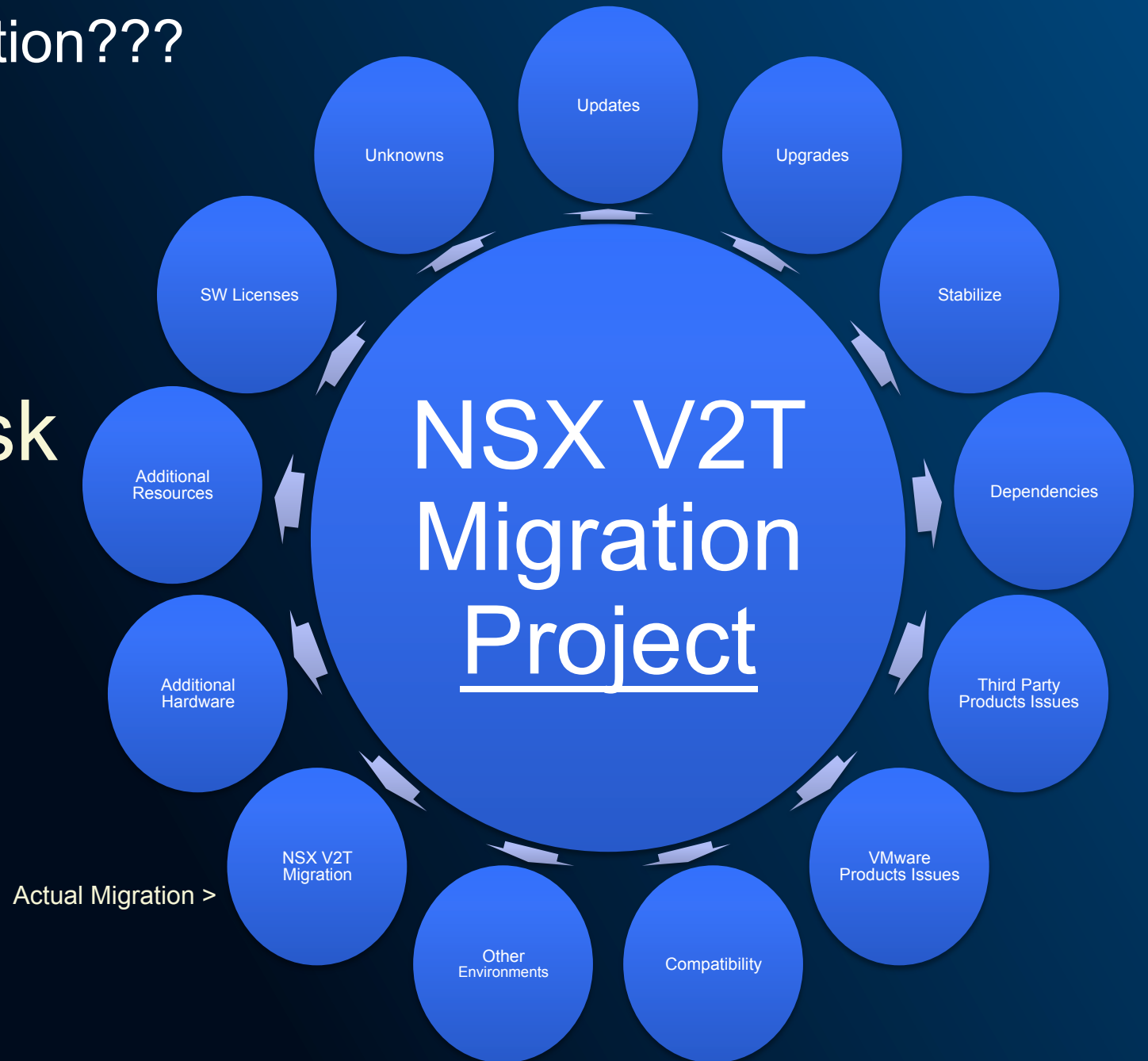
What Is An NSX V2T Migration?

1. End of Support of NSX-V: 1/16/2022
2. Lots of Misinformation or Lack of Information
3. Challenging:
 - Complex
 - Unknowns: How Complex, Duration, Resource Needs, Dependencies, etc.
 - Few VMware Partners Globally Able To Competently Deliver V2T Migrations (per VMware)
 - Hundreds Use Cases and Iterations of Those Use Cases
4. Difficult to Perform 100% Manually, Need Automation: cITopus, Migration Coordinator, HCX
5. There is **NO** one tool that performs 100% of NSX V2T migrations
6. Require Experienced NSX and V2T Migration Engineers To Be Able To Deliver Manual Tasks, Or When Problems Arise

What Is An NSX V2T Migration???

It's A Project,

NOT A Task



SPJ Solutions

NSX-V to NSX-T (V2T) Migration Practice

SPJ Solutions NSX V2T Migration Practice

1. Professional Service Engagement

- Pre-SOW Requirements -> Planning -> Design -> Implementation -> Support
- T&M - Fixed Price

2. cITopus NSX V2T Migration Kits

- Profiles: Very Small – Small – Medium
- cITopus Limited Use License
- Bucket of Hours – Expert NSX V2T Engineers
 - Guidance: Planning, Design
 - Assessment of Environment: Identify risks, upgrades, compatibility, etc
 - Conversion of ESXi Hosts from NSX-V to NSX-T
 - Test Migration in SPJ's Migration Lab
 - Validation of NSX-T Migration

3. Free NSX V2T Migration Readiness Assessment

4. Website: vmwarensxmigrationexperts.com

cITopus NSX-V to NSX-T (V2T) Migration Kits

1. Developed Based on SPJ's V2T Migration Experience
2. Flexible and Low-Cost Approach to NSX V2T Migration Projects
3. Identifies Migrations Risks and Level of Effort
4. SPJ Will Be There To Guide You
5. The cITopus NSX V2T Migration Kit Includes:
 - cITopus License: Upgrades and Patches
 - 3 Months for Very Small
 - 6 Months for Small
 - 12 Months for Medium
 - "Bucket of Hours" of NSX V2T Expert Consulting:
 - 20 Hours for Very Small
 - 40 Hours for Small
 - 100 Hours for Medium
 - Migration Architecture
 - Configuration Workbooks
 - Implementation Plan
 - Testing and Validation Procedures
 - Roll-Back Plan

NSX V2T Migration Process using cITopus

NSX V2T Migration Approaches: In-Place and Lift-n-Shift

No Cost to Customer




Analyze NSX-V

Using cITopus "Pre-Migration Analyzer", analyze NSX-V Environments.

Export Pre-Migration Analysis Reports, NSX-V Specs and Design Diagrams

Perform Manual Analysis

No Cost to Customer



(Optional) Test V2T Conversion

Using cITopus "Lift-n-Shift Migration tool", export Micro-Segmentation from NSX-V environment.

Using cITopus "Lift-n-Shift Migration" tool, convert NSX-V to NSX-T at SPJ Data Center.

V2T Migration Kit



Migrate Management and Control Plane

Using cITopus "Single-Click NSX-T install", install NSX-T Global and Local Managers, Edge Clusters, T0/T1, and Segments.

Using cITopus, deploy AVI Controllers and Service Engines.

Using cITopus "Edge Cluster Deployment Wizard", deploy additional Edge Clusters and T0.

V2T Migration Kit



NSX-V to NSX-T (Co-Existence)

Use cITopus "Propagation Utility", propagate NSX-V Micro-Segmentation into NSX-T.

cITopus keeps the state of NSX-V and NSX-T in sync by propagating NSX-V Sections, Rules, Security Groups, Security Tags, IP Sets and Custom Services to NSX-T.

V2T Migration Kit



Migrate ESXi, VM, Micro-Seg (Data Plane)

Using "cITopus In-Place Migration Utility", remove NSX-V VIBs, install NSX-T VIBs, migrate VDS to N-VDS, configure NSX-T Networks, and migrate VMs to NSX-T.

In Lift-n-Shift Scenarios, use "VM Migration Utility" to migrate VMs from source to target vCenters while migrating Tags, Networks, and Micro-Segmentation.

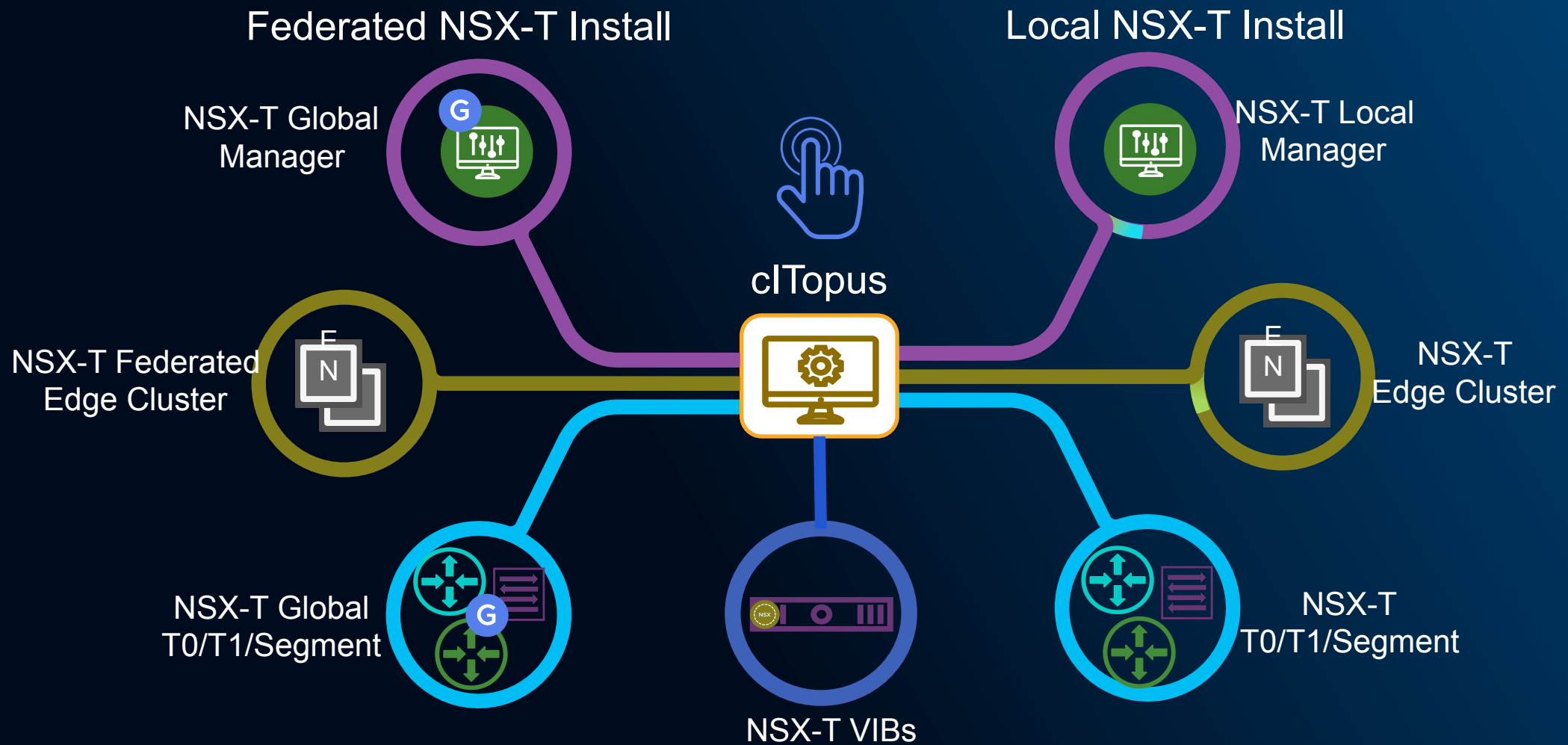
Use Stage 2 Micro-Segmentation Import for batch migration of VM-Specific Micro-Segmentation.

Use "Single-Click NSX-T Install" Network Virtualization and Micro-Segmentation export (Excel) and import (Excel) to customize NSX-T objects, i. e. Object Name and association.

NSX V2T Migration Demo

cITopus Single-Click NSX Install Utility

Federated NSX-T Install in 90 minutes, 1-2 weeks if done manually



Single Click NSX Install (Federated, Multi-Site, Single DC)

NSX V2T Migration Resources

SPJ's Free NSX V2T Migration Readiness Assessment

- Plan to have proper expectations
- Pre-assessment Questionnaire
- 45 – 90 min Review of Your Environment
- Findings and Recommendations Session
- How To Request:
 - Website: vmwarensxmigrationexperts.com
 - Email: nsx@spjsolutions.com

SPJ's VMware NSX V2T Migration Webinar Series

- June 6th – NSX V2T Migration - A Real World Education
- June 24th – NSX V2T Migration Options
 - Live / No Downtime Migration of VM's Cross-vCenter
- July 8th – NSX V2T In-Place Migration
 - One to Many Clusters
 - Propagation from V2T for Co-Existence Strategy

How To Register:

- Email: nsx@spjsolutions.com
- Website: vmwarensxmigrationexperts.com

How To Purchase cITopus

1. cITopus License Only

- Deployments, Day 0, 1, 2 Management, Migrations
- CPU Based License (Match the NSX CPU count)
- Your own engineers or partner resources can use cITopus
- Purchase Through Resellers or Direct From SPJ

2. cITopus NSX V2T Migration Kits

- Your own engineers or partner resources can use cITopus
- Purchase Through Resellers or Direct From SPJ

3. cITopus Evaluation License

- Email: NSX@spjsolutions.com



SPJ Solutions NSX V2T Migration Resources

SPJ's NSX-V to NSX-T Migration Practice: <https://vmwarensxmigrationexperts.com/>
(vmware nsx migration experts)

VMware SPJ VM World 2020 Session *NSX-V to NSX-T Migration: Real World Experience*

<https://www.vmworld.com/en/video-library/video-landing.html?sessionid=1586537846168001TJW7>

VMware's NSX-V to NSX-T Migration Book - SPJ Authored Two Chapters:

https://www.vmware.com/learn/740054_REG.html?cid=7012H000001YrER&src=af_5fe23685efdbd

VMware's NSX V2T Expert Panel: <https://www.youtube.com/watch?v=rjcAllWBDcl>

VMware NSX Tech Zone (nsx.techzone.vmware.com)

VMware LiveFire Training – SPJ's NSX V2T Migration Product and Service Offerings

cITopus Website: <https://citopus.com/>

SPJ's cITopus YouTube Channel w/ 50+ NSX V2T Videos and Training

<https://www.youtube.com/channel/UCUgWeQwq5q1P5H5BoSu2sZA/videos>

Q&A

Amazon \$100 Gift Card Drawing – We will contact the winner directly after the webinar

How To Contact Us

Email: nsx@spjsolutions.com

SPJ's NSX Migration Practice Website: <https://vmwarensxmigrationexperts.com/>

(vmware nsx migration experts)

We can send you this presentation deck, request in chat