




SIGNAGE & WAYFINDING DESIGN PROCESS

- Listen, gather information, understand project goals, objectives
- Review architectural renderings and interior design materials
- Site visit & photos
- Design research
- Concept design - explore shapes, colors, typeface
- Review architectural drawings, details
- Identify key sign types, locations
- Code research
- Schematic design - understand space, sizes, proportions
- Coordinate early need items such as power, data and backing
- Develop preliminary sign plan for review
- Create initial programming, verbiage for client input
- Design development - team comments, details, specs, budget review
- Bid Drawings - final design intent, guide for fabricator's shop drawings



| SIGN TYPE BID INDEX | Quantity per Level | | | | TOTAL |
|--|--------------------|----|----|----|-------|
| | 1 | 2 | 3 | | |
| [Front of House] | | | | | |
| Sign A - Video Wall | 0 | 0 | 0 | 0 | |
| Sign B - Digital Directory | 0 | 0 | 0 | 0 | |
| Sign C.1 - Small Flag Mounted Directional ID | 0 | 0 | 0 | 0 | |
| Sign C.2 - Medium Flag Mounted Directional ID | 0 | 0 | 0 | 0 | |
| Sign C.3 - Large Flag Mounted Directional ID | 0 | 0 | 0 | 0 | |
| Sign D.1 - Wall Mounted Directional | 0 | 0 | 0 | 0 | |
| Sign D.1 - Wall Mounted Room ID (ADA) | 0 | 0 | 0 | 0 | |
| Sign D.1 - Wall Mounted Informational (non-ADA) | 0 | 0 | 0 | 0 | |
| Sign D.2 - Custom Wall Mounted Room LCD Display | 0 | 0 | 0 | 0 | |
| Sign H.1.1 - Overhead Directional with Digital Screens (Illuminated) | 0 | 0 | 0 | 0 | |
| Sign H.2 - Overhead Ballroom ID (Illuminated) | 0 | 0 | 0 | 0 | |
| Sign H.3 - Overhead Directional (Illuminated) | 0 | 0 | 0 | 0 | |
| Sign J.1 - Wall Mounted Restroom ID/Men (ADA) | 0 | 0 | 0 | 0 | |
| Sign J.2 - Wall Mounted Restroom ID/Women (ADA) | 0 | 0 | 0 | 0 | |
| Sign J.3 - Wall Mounted Restroom ID/Restroom (ADA) | 0 | 0 | 0 | 0 | |
| Sign L.1 - Wall Mounted Exit Sign ID in corridor (ADA) | 0 | 0 | 0 | 0 | |
| Sign R.1 - Wall Mounted Max. Occ. (non-ADA) | 0 | 0 | 0 | 0 | |
| | 00 | 00 | 00 | 00 | |

Power (P) or Power/Data (D) Req.

D A 01.01-G

Sign Type (Color Code Loc. Mark Non-Req.)

Message Location Floor

Color Code Area & Illumination Req.

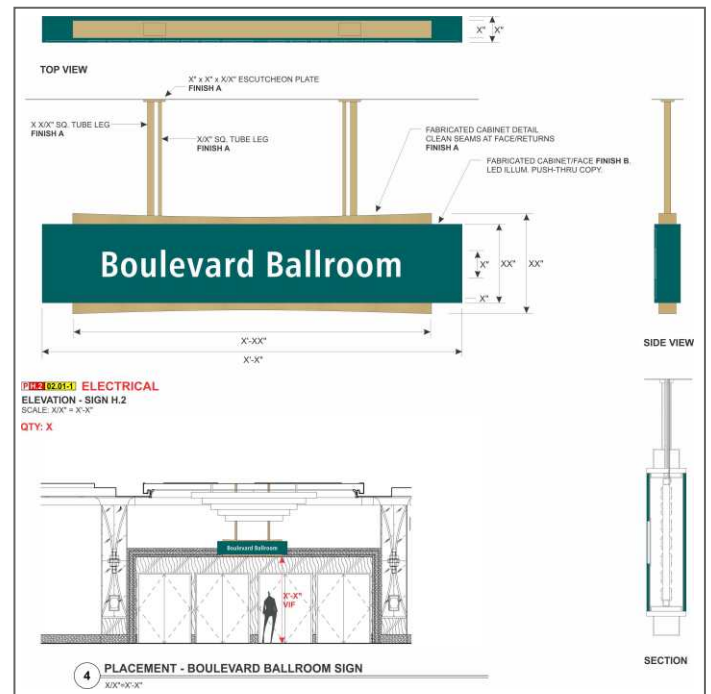
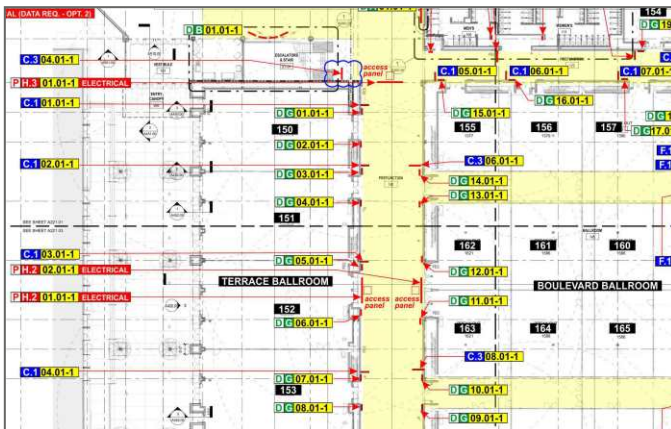
Power Req. Electrical Front of House

Power/Data Req. Electrical Data (Front of House)

Non-Illuminated (Front of House)

Non-Illuminated (Back of House)

KEY Sign Tags



BUILDABLE CREATIVITY WITHIN BUDGET.
SIGNAGE DESIGN WAYFINDING CONSULTING PROJECT MANAGEMENT