

DATE: August 4, 2017

Service Bulletin No. 632B
(Supersedes Service Bulletin No. 632A)
Engineering Aspects are
FAA Approved

SUBJECT: Identification of Connecting Rods with Non-Conforming Small End Bushings

MODELS AFFECTED: (1) Engines with a serial number listed in Table 1 of this Service Bulletin
(2) Engines that have been overhauled or repaired that could contain connecting rod assemblies or connecting rod bushings shipped from Lycoming during dates identified in Table 2 of this Service Bulletin

TIME OF COMPLIANCE: Within the next 10 hours of engine operation

REASON FOR REVISION: Clarified MODELS AFFECTED; added NOTICE on page 1; clarified Steps 1.B and 4.B in “Required Action”; under the “Connecting Rod Bushing Press-Out Verification Procedure” - deleted Step 1 (reference to SB-630), added new Steps 7, 9, and 10 and new Figure 9 for better measuring procedure for indication of bushing movement, clarified the NOTICE after Step 11.A.(2) on page 5; added text to “use new seals and gaskets” in Steps 11.A.(4) and 11.B.(2) on pages 5 to 6; added IO-580 and AEIO-580 engine models to row for LW-12034 in the Top Overhaul Gasket Kit table on page 9

NOTICE: If you have completed the requirements of Service Bulletin 632 or Service Bulletin 632A, you are in compliance with this Service Bulletin, no further action is required.

NOTICE: Incomplete review of all the information in this document can cause errors. Read the entire Service Bulletin to make sure you have a complete understanding of the requirements.

This Service Bulletin contains required action 1) to identify connecting rods that contain bushings that do not meet Lycoming Engine’s specifications and 2) any applicable follow-up corrective action.

Table 1 identifies affected engine models and serial numbers of new, rebuilt, or overhauled engines shipped from Lycoming Engines. Table 2 identifies the part numbers of suspect connecting rod bushings and connecting rods (that could contain the suspect connecting rod bushing) shipped from the factory within specified time ranges.

WARNING: YOU MUST COMPLETE THE “REQUIRED ACTION” IN THIS SERVICE BULLETIN TO ENSURE THAT YOUR CONNECTING ROD BUSHINGS ARE PROPERLY SEATED. IF A CONNECTING ROD BUSHING BECOMES UNSEATED, THE CONNECTING ROD CAN FAIL, CAUSING AN UNCOMMANDED AND COMPLETE LOSS OF POWER.

Required Action

1. Identify and quarantine affected engines (Table 1) and engines with suspect connecting rod assemblies or connecting rod bushings (Table 2):
 - A. Refer to the engine serial numbers in Table 1 and identify affected engines in your fleet.
 - B. If your engine was overhauled or repaired on or after November 18, 2015, contact your Lycoming parts source to review your parts invoice shipment dates as well as maintenance and engine logbooks to identify any engine that could contain connecting rod assemblies or connecting rod bushings shipped from Lycoming during dates identified in Table 2 of this Service Bulletin.



ISSUED			REVISED			PAGE NO.	REVISION
MO	DAY	YEAR	MO	DAY	YEAR	1 of 20	B
07	17	17	08	04	17		

2. As you complete the remaining “Required Action” steps, complete the online survey at www.lycoming.com/SB632.
3. Complete the “Connecting Rod Inspection” in this Service Bulletin on all affected engines in Table 1 and on any engine which could have suspect connecting rods or connecting rod bushings (Table 2).
4. Review your spares inventory records and physical inventory of all connecting rod bushings and connecting rod assemblies for part numbers and ship dates in Table 2:
 - A. Remove and quarantine all suspect connecting rod bushings and connecting rod assemblies identified in Table 2 from your spares inventory.
 - B. Arrange for the return of all suspect connecting rod assemblies and connecting rod bushings (identified in Table 2) through the Lycoming Distributor from which they were originally procured. Order replacement inventory as needed.
5. If applicable, file a warranty claim. Please refer to your Lycoming Engine’s Limited Warranty for procedures, details, and limitations related to your warranty. Information is available online at www.lycoming.com/Warranty. Contact an Authorized Lycoming Distributor for assistance and to order all necessary parts.

Connecting Rod Inspection

1. For engines with serial numbers identified in Table 1 or for any engine that contains a suspect connecting rod assembly (in Table 2) or connecting rod bushing (in Table 2) installed in the field:

- A. Remove the rocker box cover, rocker box cover gasket, rockers, pushrods, and shroud tubes per instructions in the applicable Lycoming Engines’ manual. Discard the rocker box gasket and shroud tube O-rings.
- B. Remove the cylinder fasteners at the base of each engine cylinder (Figure 1) to pull the cylinder out just enough to enable removal of the piston plugs and piston pin in the next step. **Do not pull the cylinder completely past the piston rings since it could require additional work and parts replacement.**

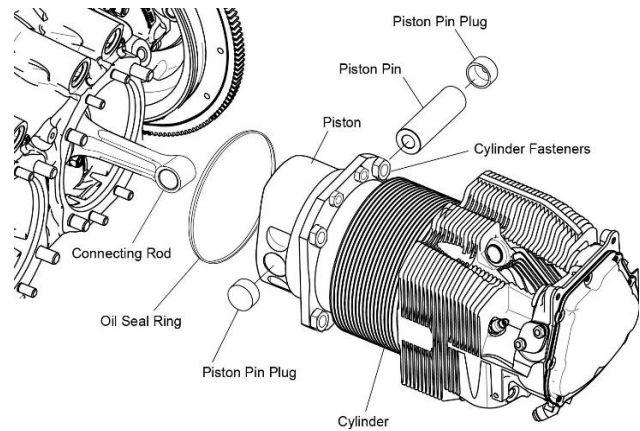


Figure 1
Cylinder, Piston Pin Plugs, Piston Pin, and Piston

NOTICE: A plastic drift and lightweight hammer can be used if the piston pin plugs are difficult to remove.

- C. Support the cylinder and piston and remove the piston pin plugs and piston pin from the connecting rod.
- D. Remove the cylinder and piston as a unit from the connecting rod.
- E. Remove the oil seal ring (Figure 1) from the cylinder base and install it on the two studs in the crankcase to support the connecting rod as shown in Figure 2.
- F. Complete the “Connecting Rod Bushing Press-Out Verification Procedure” in this Service Bulletin.



Figure 2
Oil Seal Ring Installed on the Crankcase Studs

ISSUED			REVISED			PAGE NO.	REVISION	S.B. 632
MO	DAY	YEAR	MO	DAY	YEAR			
07	17	17	08	04	17	2 of 20	B	

Connecting Rod Bushing Press-Out Verification Procedure

NOTICE: A crescent wrench, 1/4-inch Allen socket, 1/4-inch or 3/8-inch ratchet, and extensions as necessary are required to complete this procedure.

1. Remove the bottom section from the ST-531, Connecting Rod Bushing Press-Out Verification Tool (Figure 3) (available from Lycoming Engines).




Figure 3
ST-531, Connecting Rod Bushing Press-Out Verification Tool

2. Apply a coating of clean engine oil to the threads of the bolt, the shoulder on the center section, and under the head of the bolt of the ST-531 (Figure 4).




Figure 4
ST-531 Lubrication Points

3. Install the tool in the piston end of the connecting rod (Figure 5) and reinstall the bottom section.
4. Hold the bottom section of the ST-531 and turn the bolt head until finger-tight (Figure 6).




Figure 5
ST-531 Installed in the Connecting Rod



Figure 6
Turn the Bolt Head of the ST-531

ISSUED			REVISED			PAGE NO.	REVISION	S.B. 632
MO	DAY	YEAR	MO	DAY	YEAR			
07	17	17	08	04	17	3 of 20	B	

5. Make sure:

- The bottom section of the tool is in contact with the connecting rod
- The shoulder of the center section of the tool is in contact with the connecting rod bushing
- The head of the bolt is in contact with the top section of the tool
- The spring is seated correctly in the tool as shown in Figure 7. Figure 8 shows **incorrect** seating of the spring.




Figure 7

ST-531 Correctly Installed in the Connecting Rod




Figure 8

Spring Incorrectly Seated in the Tool

6. Use a marker to make a reference mark on the bolt head (Figure 7) to ensure an accurate count of the required number of turns during the procedure.
7. Measure the distance from the collar on the center section of the ST-531 to the edge of the connecting rod (Figure 9).




Figure 9

Measure this Distance with the Bolt Finger-Tight

ISSUED			REVISED			PAGE NO.	REVISION	S.B. 632
MO	DAY	YEAR	MO	DAY	YEAR			
07	17	17	08	04	17	4 of 20	B	

8. Use a wrench to hold the bottom section of ST-531 and turn the bolt with the ratchet and 1/4-inch Allen socket clockwise six full turns (Figure 10). **Do not exceed 6 turns.**



Figure 10
Turn the Bolt 6 Turns

9. Re-measure the distance from the collar on the center section of the ST-531 to the edge of the connecting rod (Figure 9).
10. If the collar to connecting rod measurement has changed after turning the bolt six full turns, the connecting rod bushing has moved.
11. Turn the bolt counter-clockwise until the bottom section can be removed from the ST-531 and the tool can be removed from the connecting rod.
 - A. If the connecting rod bushing has moved:
 - (1) Order new parts as necessary. Refer to the “Parts Required Table” in the “Parts Required for Reassembly” section of this Service Bulletin.
 - (2) Remove the connecting rod assembly from the affected engine per the “Connecting Rod Removal” procedure in this Service Bulletin.

NOTICE: If the connecting rod bushing moved during the “Connecting Rod Bushing Press-Out Verification Procedure,” and:

- If the bushing is part of a factory engine listed in Table 1 or part of a connecting rod assembly identified in Table 2, then do not remove the bushing completely from the connecting rod assembly. Send the entire connecting rod assembly (with bushing partially installed) to Lycoming Engines, through an Authorized Lycoming Distributor.
 - If the bushing was purchased separately and is identified in Table 2, then send only the removed bushing to Lycoming Engines, through an Authorized Lycoming Distributor.
- (3) Install the replacement connecting rod with new connecting rod bearings per instructions in the “Connecting Rod Installation” procedure in this Service Bulletin.
 - (4) Reinstall the piston, piston pin, piston pin plugs, and cylinder per instructions in the applicable Lycoming Engines’ manual using new seals and gaskets identified in the Top Overhaul Gasket Kit in this Service Bulletin. Use new hardware where specified in this Service Bulletin.

ISSUED			REVISED			PAGE NO.	REVISION	S.B. 632
MO	DAY	YEAR	MO	DAY	YEAR			
07	17	17	08	04	17	5 of 20	B	

- (5) Record the results of the “Connecting Rod Bushing Press-Out Verification Procedure” and the part number (Figure 11), lot number, and serial number (Figure 12) of each connecting rod on Lycoming Engines’ online survey at www.lycoming.com/SB632.

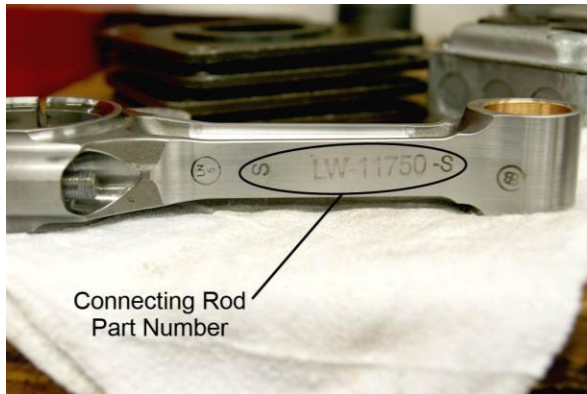


Figure 11
Connecting Rod Part Number




Figure 12
Connecting Rod Lot Number and Serial Number

B. If the connecting rod bushing has not moved:

- (1) Order new parts as necessary. Refer to the “Parts Required Table” in the Parts Required for Reassembly section of this Service Bulletin.
- (2) Reinstall the piston, piston pin, piston pin plugs, and cylinder per instructions in the applicable Lycoming Engines’ manual using new seals and gaskets identified in the Top Overhaul Gasket Kit in this Service Bulletin. Use new hardware where specified in this Service Bulletin.
- (3) Record the results of the “Connecting Rod Bushing Press-Out Verification Procedure” and the part number (Figure 11), lot number, and serial number (Figure 12) of each connecting rod on Lycoming Engines’ online survey at www.lycoming.com/SB632.

NOTICE: Since the piston rings and piston were not removed, it will not be necessary to complete an engine break-in to seat the piston rings.

Connecting Rod Removal

NOTICE: If the two nuts in the connecting rod cap cannot easily be removed, use a soft (plastic head) mallet and gently tap on the end of the two bolts to remove the nuts and the bolts.

1. Remove and discard the two nuts (Figure 13) and the two bolts that attach the connecting rod cap to the connecting rod.

CAUTION: DO NOT RE-USE THE CONNECTING ROD BEARINGS, BOLTS, AND NUTS.

2. Remove the connecting rod cap and connecting rod.
3. Remove and discard the two connecting rod bearings.

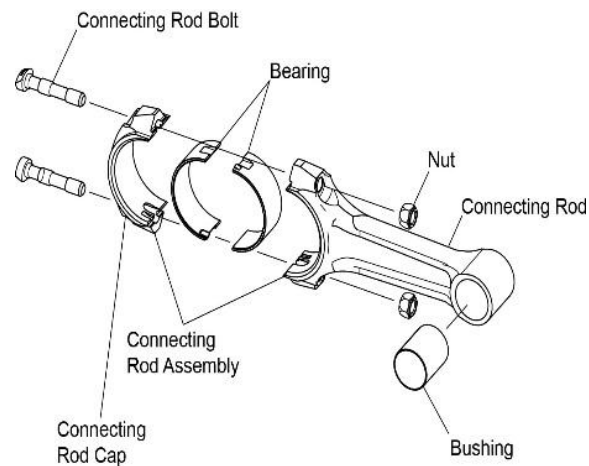


Figure 13
Connecting Rod Parts

ISSUED			REVISED			PAGE NO.	REVISION	S.B. 632
MO	DAY	YEAR	MO	DAY	YEAR			
07	17	17	08	04	17	6 of 20	B	

Connecting Rod Installation

NOTICE: Each connecting rod is identified by a letter (A, E, S, etc.) as a designation for weight class. All of the connecting rods installed on the crankshaft must be of the same weight class, except “S” weight rods (service rods) can be used with either “A” or “E” weight rods depending on parts availability.

1. Ensure that all of the connecting rod assemblies in the engine have the same weight class letter.
2. Apply specified lubricant to the connecting rod and bearing inserts (per the latest revision of Service Instruction No. SI-1059) where shown in Figure 14. Different lubricants are used on the various areas on the connecting rod and bearing surfaces.

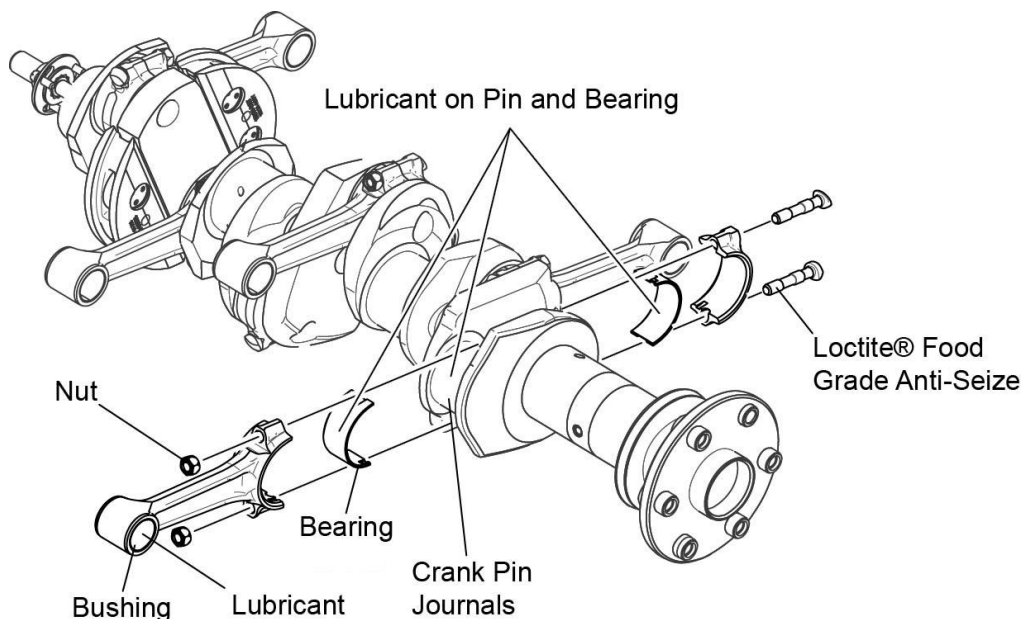


Figure 14
Connecting Rod Assembly Lubrication

NOTICE: Any time either the connecting rod bolt and/or nut pairs are removed from a Lycoming engine, replace **both** the bolt and nut pairs with new “Service Use Only” hardware regardless of apparent condition.

3. Refer to the latest revision of Service Instruction No. SI-1458 to identify the correct part numbers (P/Ns) for the new connecting rods bolts and nuts.
4. Make sure the new connecting rod bolt and new nut pairs are clean, free of dirt and debris and that the threads are not damaged.
5. Install the new lubricated matched set bearing pair on each connecting rod, one bearing on the connecting rod and the other bearing on the connecting rod cap. Ensure that the tang of each bearing fits and seats within the slot of the connecting rod as well as the connecting rod cap.

NOTICE: Do not install standard size connecting rod bolts in connecting rods with oversize bolt holes.

6. Apply engine oil mixture (mixture of 15% pre-lubricant (STP or equivalent) and 85% SAE No. 50 mineral base aviation grade lubricating oil) to the crank pin journal.
7. Install the connecting rod bolts in the connecting rod cap.

ISSUED			REVISED			PAGE NO.	REVISION	S.B. 632
MO	DAY	YEAR	MO	DAY	YEAR			
07	17	17	08	04	17	7 of 20	B	

8. Apply Loctite[®] Food-Grade Anti-Seize Lubricant or equivalent to the bottom two or three threads of the new connecting rod bolts (Figure 14). Wipe away excess lubricant with a clean, lint-free cloth.
9. Install the connecting rod cap (with the bearing installed) on the back side of the respective crank pin on the crankshaft (where the numbers on the connecting rods and bearing locks point down - toward the oil sump.)

⚠ CAUTION: ENSURE THE NEW NUT ON EACH NEW CONNECTING ROD BOLT IS INSTALLED CORRECTLY. EACH CONNECTING ROD NUT HAS TWO DIFFERENT SURFACES, ONE SURFACE IS FLAT AND THE OTHER HAS A RAISED LIP. BE SURE TO INSTALL EACH NUT ON THE CONNECTING ROD BOLT WITH THE FLAT FACE TOUCHING THE ROD. THE RAISED LIP SURFACE IS AWAY FROM THE ROD. THE CONNECTING ROD BOLT CANNOT BE TIGHTENED CORRECTLY IF THE NUT ON THE CONNECTING ROD IS INSTALLED INCORRECTLY.

10. Install the connecting rod on the crank pin journal aligned with the connecting rod cap.
11. Install a new nut on each new connecting rod bolt where the flat face of the nut touches the connecting rod as shown in Figure 15.

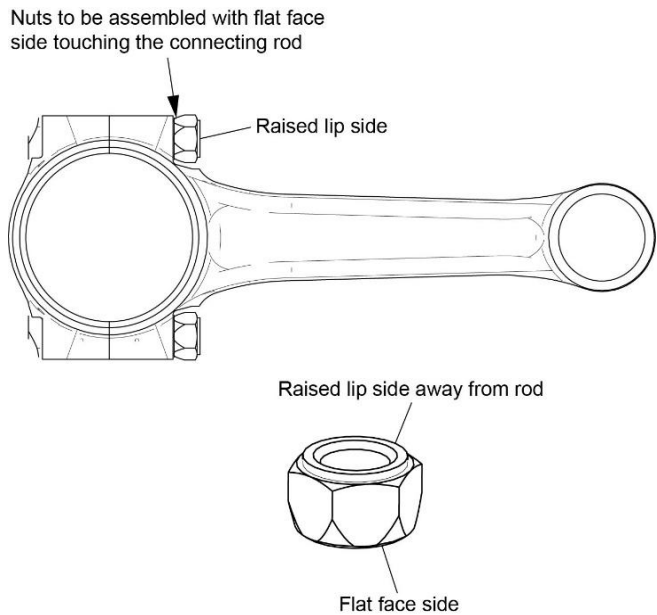


Figure 15
Connecting Rod Nut Installation

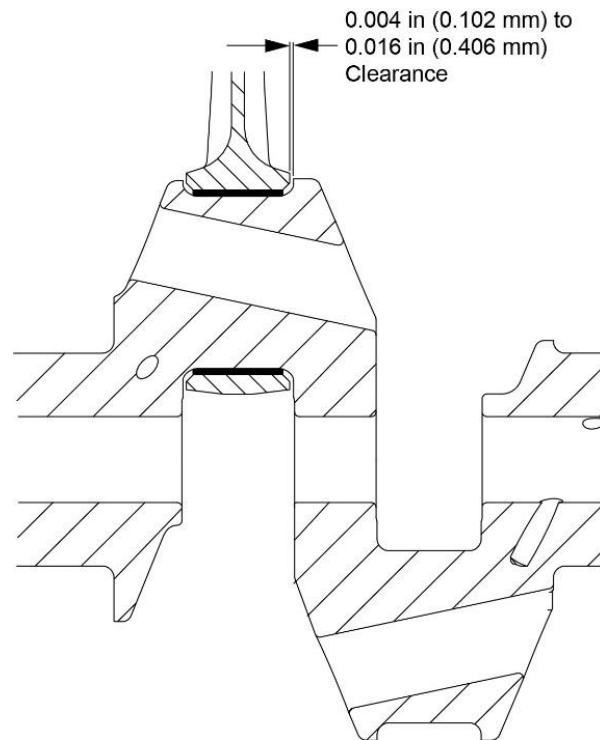


Figure 16
Connecting Rod Clearance

NOTICE: It will be necessary to use an ST-488, Stretch Bolt Micrometer and Set Master to ensure correct connecting rod bolt stretch when applicable.

12. Torque the connecting rod bolts per the torque values in the latest revision of Service Instruction No. SI-1458. (Stretch bolts require an initial torque and are then torqued to the correct stretched length.)
13. Measure the side clearance between the connecting rod and crankshaft with a feeler gage where shown in Figure 16. The clearance is to be 0.004 to 0.016 in (0.102 to 0.406 mm).

ISSUED			REVISED			PAGE NO.	REVISION	S.B. 632
MO	DAY	YEAR	MO	DAY	YEAR			
07	17	17	08	04	17	8 of 20	B	

Parts Required for Reassembly

Parts Required Table

Top Overhaul Gasket Kit	Refer to the Top Overhaul Gasket Kit table
Replacement connecting rod (includes connecting rod bolts and nuts)	For each connecting rod removed and returned to Lycoming Engines through an Authorized Lycoming Distributor, refer to the Replacement Connecting Rod Assemblies table
Connecting rod bearings	For each connecting rod removed, order the same P/N bearings as removed (refer to Figure 17 for connecting rod bearing P/N location)




Figure 17
Connecting Rod Bearing
Part Number

Replacement Connecting Rod Assemblies

LW-13865-S-85	LW-11750-S-85
78030-S	LW-19332-S-85

Top Overhaul Gasket Kit

Kit Part Number	Applicable Overhaul Gasket Kit
LW-12040	Four Cylinder Parallel Valve Head Engines – O-235 Series
LW-12038	Four Cylinder Parallel Valve Head Engines – O-290; O, IO, LIO-320; AIO, AEIO-320; O-340; O-360-A, -B, -C, -D, -F, -J; IO-360-B, -E, -F, -L; LO-360-A; AEIO-360-B, -H; HO-360-A, -B; HIO-360-B; VO, IVO-360
05K22949	Four Cylinder Parallel Valve Head Engine – IO-360-M1A
LW-12039	Four Cylinder Angle Valve Head Engines – IO-360-A, -C, -D, -J, -K; AIO-360-A, -B; AEIO-360-A; HIO-360-A, -C, -D, -E, -F; LIO-360-C; LHIO-360-C, -F; TO, LTO-360-A; TIO-360-A
LW-15838	Four Cylinder Angle Valve Head Engines – TO, TIO-360-C1A6D, -F1A6D
LW-16916	Four Cylinder “76” Series Engines – O-320-H; O, LO, TO, LTO-360-E
05K26565	Kit – Gasket – Top overhaul IO-390 Series
LW-12032	Six Cylinder Parallel Valve Head Engines – O-540-A, -B, -E, -F, -G, -H, -J, -L, -V; AEIO-540-D; IO-540-C, -D, -J, -N, -R, -T, -W, -V, -AB; TIO-540-C, -E, -G, -H, -K, -AA, -AB, -AF, -AG; LTIO-540-K
LW-12036	Six Cylinder Parallel Valve Head Engine – O-435-A
LW-12033	Six Cylinder Angle Valve Head Top Exhaust Engines – IO-540-B, -E, -M, -U; TIO-540-A, -S, -T; TIO, LTIO-540-F, -J, -N, -R; TIO-541-A; IGO, IGSO-540-B
LW-12034	Six Cylinder Angle Valve Head Down Exhaust Engines – GO, VO, TVO-435; GO, GSO, IGSO-480; IO-540-A, -G, -K, -L, -P, -S, -AA; AEIO-540-L; TIO-540-W, -AE, -AH; TIO, LTIO-540-U, -V, -W; VO, IVO, TVO, TIVO-540; IGO, IGSO-540-A IO-580, AEIO-580
LW-12035	Six Cylinder Angle Valve Head Engines – IO-540-AC1A5; TIO-540-AJ1A; TIO, TIGO-541-D, -E
LW-12036	Six Cylinder Parallel valve Head engine – O-435-A
LW-12037	Eight Cylinder Angle Valve Head Down Exhaust Engines – IO-720-A, -D
LW-18758	Eight Cylinder Angle Valve Head Top Exhaust Engines – IO-720-B, -C

ISSUED			REVISED			PAGE NO.	REVISION	S.B. 632
MO	DAY	YEAR	MO	DAY	YEAR			
07	17	17	08	04	17	9 of 20	B	

Table 1
Affected Lycoming Engines

Engine Model	Serial Number	Engine Model	Serial Number	Engine Model	Serial Number
O-235-L2A	RL-13905-15	O-235-L2C	RL-12431-15	O-235-L2C	L-16548-15
O-235-L2C	L-12469-15	O-235-L2C	RL-12876-15	O-235-L2C	L-16619-15
O-235-L2C	L-13149-15	O-235-L2C	RL-13773-15	O-235-L2C	L-18855-15
O-235-L2C	L-14017-15	O-235-L2C	RL-14334-15	O-235-N2C	L-14152-15
O-235-L2C	L-14400-15	O-235-L2C	RL-14869-15	O-235-N2C	L-25962-15
O-235-L2C	L-14471-15	O-235-L2C	RL-15337-15	O-235-N2C	L-25963-15
O-235-L2C	L-15563-15	O-235-L2C	RL-16786-15	O-235-N2C	RL-12085-15
O-235-L2C	L-15585-15	O-235-L2C	RL-23820-15	O-235-N2C	RL-15847-15
O-235-L2C	L-15762-15	O-235-L2C	RL-25307-15	O-235-N2C	L-25965-15
O-235-L2C	L-15793-15	O-235-N2C	L-12747-15		
Engine Model	Serial Number	Engine Model	Serial Number	Engine Model	Serial Number
AEIO-320-D1B	L-6311-55E	O-320-D2J	L-19556-39E	O-320-D3G	RL-18127-39E
AEIO-320-D1B	RL-2005-55E	O-320-D2J	L-19575-39E	O-320-D3G	RL-18898-39E
AEIO-320-D2B	RL-561-55E	O-320-D2J	L-20632-39E	O-320-D3G	RL-9189-39E
IO-320-B1A	L-1062-55E	O-320-D2J	L-6662-39E	O-320-E2D	L-13993-27E
O-320-A2B	L-14567-27E	O-320-D2J	L-9110-39E	O-320-E2D	L-14312-27E
O-320-B2B	L-20416-39E	O-320-D2J	RL-10152-39E	O-320-E2D	L-14771-27E
O-320-B2B	L-8586-39E	O-320-D2J	RL-10765-39E	O-320-E2D	L-15787-27E
O-320-B2B	RL-10847-39E	O-320-D2J	RL-11229-39E	O-320-E2D	RL-1875-27E
O-320-B2C	L-12263-39A	O-320-D2J	RL-12405-39E	O-320-E2D	RL-27973-27E
O-320-B2C	L-8387-39A	O-320-D2J	RL-13451-39E	O-320-E2D	RL-28233-27E
O-320-B2C	RL-15339-39A	O-320-D2J	RL-17642-39E	O-320-E2G	RL-29826-27E
O-320-B2D	RL-13615-39E	O-320-D2J	RL-18582-39E	O-320-E3D	RL-14142-27E
O-320-D2A	L-12434-39E	O-320-D3G	L-10220-39E	O-320-E3D	RL-24215-27E
O-320-D2A	L-20635-39E	O-320-D3G	L-16750-39E	O-320-E3D	RL-45911-27E
O-320-D2A	L-20637-39E	O-320-D3G	L-17451-39E	O-320-H2AD	L-1823-76T
O-320-D2A	RL-18681-39E	O-320-D3G	L-18351-39E	O-320-H2AD	L-2591-76T
O-320-D2A	RL-19392-39E	O-320-D3G	L-18372-39E	O-320-H2AD	L-2947-76T
O-320-D2G	L-19131-39E	O-320-D3G	L-20165-39E	O-320-H2AD	RL-1325-76T
O-320-D2J	L-10167-39E	O-320-D3G	L-20432-39E	O-320-H2AD	RL-549-76T
O-320-D2J	L-10443-39E	O-320-D3G	L-20626-39E	YIO-320-D1A	EL-6308-55E
O-320-D2J	L-11310-39E	O-320-D3G	L-20629-39E	YIO-320-D1A	EL-6309-55E
O-320-D2J	L-11638-39E	O-320-D3G	L-7355-39E	YIO-320-D1A	EL-6310-55E
O-320-D2J	L-12063-39E	O-320-D3G	L-7395-39E	YO-320-A2B	EL-50734-27E
O-320-D2J	L-12178-39E	O-320-D3G	L-7829-39E	YO-320-D1A	EL-20627-39E
O-320-D2J	L-13132-39E	O-320-D3G	L-7950-39E	YO-320-D1A	EL-20633-39E
O-320-D2J	L-1364-39E	O-320-D3G	L-9866-39E	YO-320-D2G	EL-20628-39E
O-320-D2J	L-14261-39E	O-320-D3G	L-997-39E	YO-320-D2G	EL-20630-39E
O-320-D2J	L-14758-39E	O-320-D3G	RL-12741-39E	YO-320-D2G	EL-20631-39E
O-320-D2J	L-17624-39E	O-320-D3G	RL-13230-39E	YO-320-D2G	EL-20634-39E
O-320-D2J	L-19126-39E	O-320-D3G	RL-13696-39E	YO-320-D2G	EL-20636-39E

ISSUED			REVISED			PAGE NO.	REVISION	S.B. 632
MO	DAY	YEAR	MO	DAY	YEAR	10 of 20	B	
07	17	17	08	04	17			

**Table 1 (Cont.)
Affected Lycoming Engines**

Engine Model	Serial Number	Engine Model	Serial Number	Engine Model	Serial Number
AEIO-360-B1G6	L-36853-51E	IO-360-L2A	L-25927-51E	IO-360-L2A	L-36841-51E
AEIO-360-B1G6	L-36937-51E	IO-360-L2A	L-26323-51E	IO-360-L2A	L-36842-51E
AEIO-360-B1G6	L-37136-51E	IO-360-L2A	L-26903-51E	IO-360-L2A	L-36844-51E
AEIO-360-H1B	L-36788-51E	IO-360-L2A	L-26993-51E	IO-360-L2A	L-36846-51E
AEIO-360-H1B	L-36845-51E	IO-360-L2A	L-27394-51E	IO-360-L2A	L-36848-51E
AEIO-360-H1B	L-36904-51E	IO-360-L2A	L-28171-51E	IO-360-L2A	L-36850-51E
AEIO-360-H1B	L-36974-51E	IO-360-L2A	L-28623-51E	IO-360-L2A	L-36851-51E
AEIO-360-H1B	L-37031-51E	IO-360-L2A	L-28677-51E	IO-360-L2A	L-36854-51E
AEIO-360-H1B	L-37090-51E	IO-360-L2A	L-28678-51E	IO-360-L2A	L-36855-51E
HIO-360-G1A	L-27219-51E	IO-360-L2A	L-28774-51E	IO-360-L2A	L-36858-51E
HIO-360-G1A	L-36828-51E	IO-360-L2A	L-28776-51E	IO-360-L2A	L-36859-51E
HIO-360-G1A	L-36829-51E	IO-360-L2A	L-29061-51E	IO-360-L2A	L-36860-51E
HO-360-C1A	RL-40781-36E	IO-360-L2A	L-29093-51E	IO-360-L2A	L-36861-51E
IO-360-A1A	RL-32584-51E	IO-360-L2A	L-29487-51E	IO-360-L2A	L-36862-51E
IO-360-B4A	L-36995-51E	IO-360-L2A	L-29712-51E	IO-360-L2A	L-36863-51E
IO-360-B4A	L-37001-51E	IO-360-L2A	L-30028-51E	IO-360-L2A	L-36865-51E
IO-360-B4A	L-37005-51E	IO-360-L2A	L-31511-51E	IO-360-L2A	L-36866-51E
IO-360-B4A	L-37011-51E	IO-360-L2A	L-32161-51E	IO-360-L2A	L-36867-51E
IO-360-B4A	L-37015-51E	IO-360-L2A	L-36803-51E	IO-360-L2A	L-36874-51E
IO-360-B4A	L-37033-51E	IO-360-L2A	L-36804-51E	IO-360-L2A	L-36875-51E
IO-360-B4A	L-37050-51E	IO-360-L2A	L-36806-51E	IO-360-L2A	L-36876-51E
IO-360-B4A	L-37053-51E	IO-360-L2A	L-36808-51E	IO-360-L2A	L-36878-51E
IO-360-B4A	L-37058-51E	IO-360-L2A	L-36809-51E	IO-360-L2A	L-36881-51E
IO-360-B4A	L-37069-51E	IO-360-L2A	L-36811-51E	IO-360-L2A	L-36882-51E
IO-360-B4A	L-37074-51E	IO-360-L2A	L-36815-51E	IO-360-L2A	L-36883-51E
IO-360-B4A	L-37082-51E	IO-360-L2A	L-36816-51E	IO-360-L2A	L-36884-51E
IO-360-B4A	L-37101-51E	IO-360-L2A	L-36817-51E	IO-360-L2A	L-36886-51E
IO-360-C1C	L-26146-51E	IO-360-L2A	L-36818-51E	IO-360-L2A	L-36887-51E
IO-360-C1C	L-36965-51E	IO-360-L2A	L-36819-51E	IO-360-L2A	L-36888-51E
IO-360-C1C	RL-29437-51E	IO-360-L2A	L-36820-51E	IO-360-L2A	L-36889-51E
IO-360-C1C	RL-8808-51E	IO-360-L2A	L-36821-51E	IO-360-L2A	L-36891-51E
IO-360-L2A	L-12138-51E	IO-360-L2A	L-36824-51E	IO-360-L2A	L-36892-51E
IO-360-L2A	L-13864-51E	IO-360-L2A	L-36830-51E	IO-360-L2A	L-36894-51E
IO-360-L2A	L-15686-51E	IO-360-L2A	L-36832-51E	IO-360-L2A	L-36897-51E
IO-360-L2A	L-18659-51E	IO-360-L2A	L-36833-51E	IO-360-L2A	L-36898-51E
IO-360-L2A	L-21658-51E	IO-360-L2A	L-36834-51E	IO-360-L2A	L-36899-51E
IO-360-L2A	L-23461-51E	IO-360-L2A	L-36835-51E	IO-360-L2A	L-36901-51E
IO-360-L2A	L-24253-51E	IO-360-L2A	L-36836-51E	IO-360-L2A	L-36902-51E
IO-360-L2A	L-25181-51E	IO-360-L2A	L-36837-51E	IO-360-L2A	L-36905-51E
IO-360-L2A	L-25193-51E	IO-360-L2A	L-36838-51E	IO-360-L2A	L-36906-51E
IO-360-L2A	L-25640-51E	IO-360-L2A	L-36839-51E	IO-360-L2A	L-36907-51E
IO-360-L2A	L-25671-51E	IO-360-L2A	L-36840-51E	IO-360-L2A	L-36909-51E

ISSUED			REVISED			PAGE NO.	REVISION	S.B. 632
MO	DAY	YEAR	MO	DAY	YEAR			
07	17	17	08	04	17	11 of 20	B	

**Table 1 (Cont.)
Affected Lycoming Engines**

Engine Model	Serial Number	Engine Model	Serial Number	Engine Model	Serial Number
IO-360-L2A	L-36910-51E	IO-360-L2A	L-37080-51E	IO-360-L2A	RL-25607-51E
IO-360-L2A	L-36912-51E	IO-360-L2A	L-37083-51E	IO-360-L2A	RL-25872-51E
IO-360-L2A	L-36913-51E	IO-360-L2A	L-37085-51E	IO-360-L2A	RL-26203-51E
IO-360-L2A	L-36914-51E	IO-360-L2A	L-37087-51E	IO-360-L2A	RL-26377-51E
IO-360-L2A	L-36915-51E	IO-360-L2A	L-37089-51E	IO-360-L2A	RL-26625-51E
IO-360-L2A	L-36917-51E	IO-360-L2A	L-37091-51E	IO-360-L2A	RL-28340-51E
IO-360-L2A	L-36921-51E	IO-360-L2A	L-37092-51E	IO-360-L2A	RL-29336-51E
IO-360-L2A	L-36924-51E	IO-360-L2A	L-37094-51E	IO-360-L2A	RL-29915-51E
IO-360-L2A	L-36930-51E	IO-360-L2A	L-37099-51E	IO-360-L2A	RL-30030-51E
IO-360-L2A	L-36931-51E	IO-360-L2A	L-37100-51E	IO-360-L2A	RL-30795-51E
IO-360-L2A	L-36932-51E	IO-360-L2A	L-37102-51E	IO-360-L2A	RL-30884-51E
IO-360-L2A	L-36936-51E	IO-360-L2A	L-37103-51E	IO-360-L2A	RL-32025-51E
IO-360-L2A	L-36946-51E	IO-360-L2A	L-37104-51E	IO-360-L2A	RL-32181-51E
IO-360-L2A	L-36949-51E	IO-360-L2A	L-37105-51E	IO-360-L2A	RL-34550-51E
IO-360-L2A	L-36952-51E	IO-360-L2A	L-37108-51E	IO-360-L2A	RL-34698-51E
IO-360-L2A	L-36953-51E	IO-360-L2A	L-37112-51E	IO-360-L2A	RL-35038-51E
IO-360-L2A	L-36955-51E	IO-360-L2A	L-37113-51E	IO-360-L2A	RL-536-51E
IO-360-L2A	L-36957-51E	IO-360-L2A	L-37118-51E	IO-360-L2A	RL-9160-51E
IO-360-L2A	L-36964-51E	IO-360-L2A	L-37119-51E	IO-360-M1A	L-24714-51E
IO-360-L2A	L-36968-51E	IO-360-L2A	L-37121-51E	IO-360-M1A	L-36791-51E
IO-360-L2A	L-36970-51E	IO-360-L2A	L-37122-51E	IO-360-M1A	L-36792-51E
IO-360-L2A	L-36973-51E	IO-360-L2A	L-37124-51E	IO-360-M1A	L-36793-51E
IO-360-L2A	L-36975-51E	IO-360-L2A	L-37125-51E	IO-360-M1A	L-36798-51E
IO-360-L2A	L-36976-51E	IO-360-L2A	L-37126-51E	IO-360-M1A	L-36799-51E
IO-360-L2A	L-36977-51E	IO-360-L2A	L-37128-51E	IO-360-M1A	L-36800-51E
IO-360-L2A	L-36980-51E	IO-360-L2A	L-37131-51E	IO-360-M1A	L-36870-51E
IO-360-L2A	L-36981-51E	IO-360-L2A	L-37133-51E	IO-360-M1A	L-36877-51E
IO-360-L2A	L-36982-51E	IO-360-L2A	L-37134-51E	IO-360-M1A	L-36893-51E
IO-360-L2A	L-37010-51E	IO-360-L2A	L-37135-51E	IO-360-M1A	L-36900-51E
IO-360-L2A	L-37036-51E	IO-360-L2A	L-8715-51E	IO-360-M1A	L-36911-51E
IO-360-L2A	L-37038-51E	IO-360-L2A	RL-13433-51E	IO-360-M1A	L-36919-51E
IO-360-L2A	L-37039-51E	IO-360-L2A	RL-15791-51E	IO-360-M1A	L-36920-51E
IO-360-L2A	L-37041-51E	IO-360-L2A	RL-18775-51E	IO-360-M1A	L-36922-51E
IO-360-L2A	L-37043-51E	IO-360-L2A	RL-19432-51E	IO-360-M1A	L-36938-51E
IO-360-L2A	L-37048-51E	IO-360-L2A	RL-20433-51E	IO-360-M1A	L-36940-51E
IO-360-L2A	L-37060-51E	IO-360-L2A	RL-20612-51E	IO-360-M1A	L-36945-51E
IO-360-L2A	L-37062-51E	IO-360-L2A	RL-23967-51E	IO-360-M1A	L-36956-51E
IO-360-L2A	L-37066-51E	IO-360-L2A	RL-24271-51E	IO-360-M1A	L-36960-51E
IO-360-L2A	L-37067-51E	IO-360-L2A	RL-24497-51E	IO-360-M1A	L-36971-51E
IO-360-L2A	L-37068-51E	IO-360-L2A	RL-24860-51E	IO-360-M1A	L-36972-51E
IO-360-L2A	L-36978-51E	IO-360-L2A	RL-25257-51E	IO-360-M1A	L-36979-51E
IO-360-L2A	L-37079-51E	IO-360-L2A	RL-25486-51E	IO-360-M1A	L-36987-51E

ISSUED			REVISED			PAGE NO.	REVISION	S.B. 632
MO	DAY	YEAR	MO	DAY	YEAR	12 of 20	B	
07	17	17	08	04	17			

**Table 1 (Cont.)
Affected Lycoming Engines**

Engine Model	Serial Number	Engine Model	Serial Number	Engine Model	Serial Number
IO-360-M1A	L-36991-51E	LO-360-A1H6	RL-576-71E	O-360-A1P	L-42828-36E
IO-360-M1A	L-37006-51E	O-360-A1A	L-42901-36E	O-360-A1P	L-42833-36E
IO-360-M1A	L-37007-51E	O-360-A1A	L-42914-36A	O-360-A1P	L-42836-36E
IO-360-M1A	L-37009-51E	O-360-A1A	RL-16565-36E	O-360-A1P	L-42842-36E
IO-360-M1A	L-37029-51E	O-360-A1A	RL-28000-36E	O-360-A1P	L-42857-36E
IO-360-M1A	L-37032-51E	O-360-A1A	RL-34128-36E	O-360-A1P	L-42875-36E
IO-360-M1A	L-37034-51E	O-360-A1AD	RL-20102-36E	O-360-A1P	L-42879-36E
IO-360-M1A	L-37040-51E	O-360-A1AD	RL-20912-36E	O-360-A1P	L-42905-36E
IO-360-M1A	L-37073-51E	O-360-A1AD	RL-23409-36E	O-360-A1P	L-42912-36E
IO-360-M1A	L-37078-51E	O-360-A1AD	RL-26288-36E	O-360-A1P	L-42970-36E
IO-360-M1A	L-37115-51E	O-360-A1D	L-42953-36E	O-360-A1P	L-42975-36E
IO-360-M1A	L-37117-51E	O-360-A1F6	L-41231-36E	O-360-A1P	RL-23515-36E
IO-360-M1A	L-37123-51E	O-360-A1H6	L-17973-36E	O-360-A3A	RL-16891-36E
IO-360-M1A	RL-22416-51E	O-360-A1H6	L-19500-36E	O-360-A3A	RL-23562-36E
IO-360-M1A	RL-22596-51E	O-360-A1H6	L-2016-36E	O-360-A3A	RL-32544-36E
IO-360-M1A	RL-27167-51E	O-360-A1H6	L-25932-36E	O-360-A3A	RL-40671-36E
IO-360-M1A	RL-29178-51E	O-360-A1H6	L-26394-36E	O-360-A4A	L-22614-36E
IO-360-M1A	RL-29607-51E	O-360-A1H6	L-27747-36E	O-360-A4A	RL-30534-36E
IO-360-M1A	RL-34700-51E	O-360-A1H6	L-30732-36E	O-360-A4A	RL-30580-36E
IO-360-M1B	L-37110-51E	O-360-A1H6	L-33456-36E	O-360-A4A	RL-31331-36E
IO-360-X259	L-1791-X	O-360-A1H6	L-40989-36E	O-360-A4K	RL-30773-36E
LO-360-A1G6D	RL-680-71E	O-360-A1H6	L-41153-36E	O-360-A4M	L-15994-36E
LO-360-A1H6	L-1037-71E	O-360-A1H6	L-42766-36E	O-360-A4M	L-166-36E
LO-360-A1H6	L-1038-71E	O-360-A1H6	L-42783-36E	O-360-A4M	L-19826-36E
LO-360-A1H6	L-1039-71E	O-360-A1H6	L-42808-36E	O-360-A4M	L-27926-36E
LO-360-A1H6	L-1040-71E	O-360-A1H6	L-42820-36E	O-360-A4M	L-33294-36E
LO-360-A1H6	L-1041-71E	O-360-A1H6	L-42822-36E	O-360-A4M	L-39277-36E
LO-360-A1H6	L-1042-71E	O-360-A1H6	L-42904-36E	O-360-A4M	L-40653-36E
LO-360-A1H6	L-1043-71E	O-360-A1H6	L-42908-36E	O-360-A4M	L-40664-36E
LO-360-A1H6	L-1044-71E	O-360-A1H6	L-42922-36E	O-360-A4M	L-40709-36E
LO-360-A1H6	L-1045-71E	O-360-A1H6	L-42926-36E	O-360-A4M	L-42753-36E
LO-360-A1H6	L-1046-71E	O-360-A1H6	L-42943-36E	O-360-A4M	L-42758-36E
LO-360-A1H6	L-1047-71E	O-360-A1H6	L-42958-36E	O-360-A4M	L-42760-36E
LO-360-A1H6	L-1048-71E	O-360-A1H6	L-42966-36E	O-360-A4M	L-42765-36E
LO-360-A1H6	L-1049-71E	O-360-A1H6	L-42976-36E	O-360-A4M	L-42767-36E
LO-360-A1H6	L-282-71E	O-360-A1H6	RL-22146-36E	O-360-A4M	L-42772-36E
LO-360-A1H6	L-466-71E	O-360-A1H6	RL-31359-36E	O-360-A4M	L-42773-36E
LO-360-A1H6	L-744-71E	O-360-A1P	L-42754-36E	O-360-A4M	L-42774-36E
LO-360-A1H6	L-753-71E	O-360-A1P	L-42781-36E	O-360-A4M	L-42775-36E
LO-360-A1H6	L-758-71E	O-360-A1P	L-42802-36E	O-360-A4M	L-42776-36E
LO-360-A1H6	L-775-71E	O-360-A1P	L-42810-36E	O-360-A4M	L-42777-36E
LO-360-A1H6	RL-312-71E	O-360-A1P	L-42815-36E	O-360-A4M	L-42786-36E

ISSUED			REVISED			PAGE NO.	REVISION	S.B. 632
MO	DAY	YEAR	MO	DAY	YEAR			
07	17	17	08	04	17	13 of 20	B	

**Table 1 (Cont.)
Affected Lycoming Engines**

Engine Model	Serial Number	Engine Model	Serial Number	Engine Model	Serial Number
O-360-A4M	L-42788-36E	O-360-A4M	L-42960-36E	O-360-C1G	L-42873-36E
O-360-A4M	L-42789-36E	O-360-A4M	L-42969-36E	O-360-C1G	L-42876-36E
O-360-A4M	L-42791-36E	O-360-A4M	L-42971-36E	O-360-C1G	L-42877-36E
O-360-A4M	L-42797-36E	O-360-A4M	L-42972-36E	O-360-C1G	L-42883-36E
O-360-A4M	L-42798-36E	O-360-A4M	L-42977-36E	O-360-C1G	L-42884-36E
O-360-A4M	L-42799-36E	O-360-A4M	L-42978-36E	O-360-C1G	L-42893-36E
O-360-A4M	L-42803-36E	O-360-A4M	L-9994-36E	O-360-C1G	L-42895-36E
O-360-A4M	L-42812-36E	O-360-A4M	RL-12597-36E	O-360-C1G	L-42917-36E
O-360-A4M	L-42813-36E	O-360-A4M	RL-13903-36E	O-360-C1G	L-42956-36E
O-360-A4M	L-42814-36E	O-360-A4M	RL-14920-36E	O-360-C1G	L-42957-36E
O-360-A4M	L-42818-36E	O-360-A4M	RL-15267-36E	O-360-C1G	L-42959-36E
O-360-A4M	L-42823-36E	O-360-A4M	RL-15760-36E	O-360-C1G	L-42963-36E
O-360-A4M	L-42830-36E	O-360-A4M	RL-18039-36E	O-360-C1G	L-42967-36E
O-360-A4M	L-42832-36E	O-360-A4M	RL-18647-36E	O-360-C1G	L-42973-36E
O-360-A4M	L-42835-36E	O-360-A4M	RL-22253-36E	O-360-C1G	L-42974-36E
O-360-A4M	L-42837-36E	O-360-A4M	RL-24448-36E	O-360-C1G	L-42979-36E
O-360-A4M	L-42841-36E	O-360-A4M	RL-25836-36E	O-360-C1G	L-42980-36E
O-360-A4M	L-42850-36E	O-360-A4M	RL-28877-36E	O-360-C1G	L-42982-36E
O-360-A4M	L-42852-36E	O-360-A4M	RL-34275-36E	O-360-C1G	RL-36846-36E
O-360-A4M	L-42868-36E	O-360-A4M	RL-34339-36E	O-360-C2E	L-26183-36E
O-360-A4M	L-42874-36E	O-360-A4M	RL-39152-36E	O-360-C4F	L-35521-36E
O-360-A4M	L-42878-36E	O-360-A4M	RL-39496-36E	O-360-C4P	L-42794-36E
O-360-A4M	L-42880-36E	O-360-A4M	RL-39816-36E	O-360-C4P	L-42816-36E
O-360-A4M	L-42881-36E	O-360-A4M	RL-39932-36E	O-360-C4P	L-42840-36E
O-360-A4M	L-42882-36E	O-360-A4N	L-42903-36E	O-360-C4P	L-42844-36E
O-360-A4M	L-42885-36E	O-360-C1F	L-40270-36A	O-360-C4P	L-42848-36E
O-360-A4M	L-42886-36E	O-360-C1G	L-31911-36E	O-360-C4P	L-42909-36E
O-360-A4M	L-42888-36E	O-360-C1G	L-42755-36E	O-360-C4P	L-42910-36E
O-360-A4M	L-42891-36E	O-360-C1G	L-42763-36E	O-360-F1A6	RL-20549-36E
O-360-A4M	L-42896-36E	O-360-C1G	L-42770-36E	O-360-J2A	L-15757-36E
O-360-A4M	L-42907-36E	O-360-C1G	L-42778-36E	O-360-J2A	L-2106-36E
O-360-A4M	L-42919-36E	O-360-C1G	L-42784-36E	O-360-J2A	L-21893-36E
O-360-A4M	L-42923-36E	O-360-C1G	L-42801-36E	O-360-J2A	L-28468-36E
O-360-A4M	L-42927-36E	O-360-C1G	L-42811-36E	O-360-J2A	L-42756-36E
O-360-A4M	L-42939-36E	O-360-C1G	L-42819-36E	O-360-J2A	L-42757-36E
O-360-A4M	L-42940-36E	O-360-C1G	L-42843-36E	O-360-J2A	L-42759-36E
O-360-A4M	L-42941-36E	O-360-C1G	L-42851-36E	O-360-J2A	L-42761-36E
O-360-A4M	L-42948-36E	O-360-C1G	L-42860-36E	O-360-J2A	L-42762-36E
O-360-A4M	L-42949-36E	O-360-C1G	L-42861-36E	O-360-J2A	L-42768-36E
O-360-A4M	L-42950-36E	O-360-C1G	L-42862-36E	O-360-J2A	L-42779-36E
O-360-A4M	L-42952-36E	O-360-C1G	L-42866-36E	O-360-J2A	L-42780-36E
O-360-A4M	L-42954-36E	O-360-C1G	L-42872-36E	O-360-J2A	L-42782-36E

ISSUED			REVISED			PAGE NO.	REVISION	S.B. 632
MO	DAY	YEAR	MO	DAY	YEAR	14 of 20	B	
07	17	17	08	04	17			

**Table 1 (Cont.)
Affected Lycoming Engines**

Engine Model	Serial Number	Engine Model	Serial Number	Engine Model	Serial Number
O-360-J2A	L-42785-36E	O-360-J2A	L-42898-36E	YIO-360-M1B	EL-36826-51E
O-360-J2A	L-42790-36E	O-360-J2A	L-42899-36E	YIO-360-M1B	EL-36831-51E
O-360-J2A	L-42792-36E	O-360-J2A	L-42900-36E	YIO-360-M1B	EL-36849-51E
O-360-J2A	L-42793-36E	O-360-J2A	L-42906-36E	YIO-360-M1B	EL-36856-51E
O-360-J2A	L-42795-36E	O-360-J2A	L-42915-36E	YIO-360-M1B	EL-36857-51E
O-360-J2A	L-42796-36E	O-360-J2A	L-42916-36E	YIO-360-M1B	EL-36868-51E
O-360-J2A	L-42800-36E	O-360-J2A	L-42918-36E	YIO-360-M1B	EL-36869-51E
O-360-J2A	L-42804-36E	O-360-J2A	L-42920-36E	YIO-360-M1B	EL-36895-51E
O-360-J2A	L-42805-36E	O-360-J2A	L-42924-36E	YIO-360-M1B	EL-36925-51E
O-360-J2A	L-42806-36E	O-360-J2A	L-42925-36E	YIO-360-M1B	EL-36927-51E
O-360-J2A	L-42807-36E	O-360-J2A	L-42929-36E	YIO-360-M1B	EL-36934-51E
O-360-J2A	L-42809-36E	O-360-J2A	L-42930-36E	YIO-360-M1B	EL-36935-51E
O-360-J2A	L-42817-36E	O-360-J2A	L-42931-36E	YIO-360-M1B	EL-36951-51E
O-360-J2A	L-42821-36E	O-360-J2A	L-42932-36E	YIO-360-M1B	EL-36954-51E
O-360-J2A	L-42824-36E	O-360-J2A	L-42933-36E	YIO-360-M1B	EL-36958-51E
O-360-J2A	L-42826-36E	O-360-J2A	L-42934-36E	YIO-360-M1B	EL-36959-51E
O-360-J2A	L-42827-36E	O-360-J2A	L-42935-36E	YIO-360-M1B	EL-36961-51E
O-360-J2A	L-42829-36E	O-360-J2A	L-42936-36E	YIO-360-M1B	EL-36962-51E
O-360-J2A	L-42831-36E	O-360-J2A	L-42937-36E	YIO-360-M1B	EL-36963-51E
O-360-J2A	L-42834-36E	O-360-J2A	L-42942-36E	YIO-360-M1B	EL-36983-51E
O-360-J2A	L-42838-36E	O-360-J2A	L-42944-36E	YIO-360-M1B	EL-36992-51E
O-360-J2A	L-42839-36E	O-360-J2A	L-42945-36E	YIO-360-M1B	EL-36993-51E
O-360-J2A	L-42847-36E	O-360-J2A	L-42946-36E	YIO-360-M1B	EL-36994-51E
O-360-J2A	L-42849-36E	O-360-J2A	L-42947-36E	YIO-360-M1B	EL-36996-51E
O-360-J2A	L-42853-36E	O-360-J2A	L-42951-36E	YIO-360-M1B	EL-36998-51E
O-360-J2A	L-42854-36E	O-360-J2A	L-42955-36E	YIO-360-M1B	EL-37002-51E
O-360-J2A	L-42855-36E	O-360-J2A	L-42962-36E	YIO-360-M1B	EL-37004-51E
O-360-J2A	L-42856-36E	O-360-J2A	L-42964-36E	YIO-360-M1B	EL-37008-51E
O-360-J2A	L-42859-36E	O-360-J2A	L-42965-36E	YIO-360-M1B	EL-37013-51E
O-360-J2A	L-42863-36E	O-360-J2A	L-42968-36E	YIO-360-M1B	EL-37014-51E
O-360-J2A	L-42864-36E	O-360-J2A	L-42981-36E	YIO-360-M1B	EL-37017-51E
O-360-J2A	L-42865-36E	O-360-J2A	RL-37682-36E	YIO-360-M1B	EL-37019-51E
O-360-J2A	L-42867-36E	YHIO-360-G1A	EL-36852-51E	YIO-360-M1B	EL-37021-51E
O-360-J2A	L-42869-36E	YIO-360-B1B	EL-37016-51E	YIO-360-M1B	EL-37023-51E
O-360-J2A	L-42870-36E	YIO-360-B1E	EL-36950-51E	YIO-360-M1B	EL-37024-51E
O-360-J2A	L-42871-36E	YIO-360-B1E	EL-37052-51E	YIO-360-M1B	EL-37030-51E
O-360-J2A	L-42887-36E	YIO-360-EXP	EL-37129-51E	YIO-360-M1B	EL-37037-51E
O-360-J2A	L-42889-36E	YIO-360-EXP14	EL-36812-51E	YIO-360-M1B	EL-37055-51E
O-360-J2A	L-42890-36E	YIO-360-EXP24	EL-37027-51E	YIO-360-M1B	EL-37056-51E
O-360-J2A	L-42892-36E	YIO-360-M1B	EL-36794-51E	YIO-360-M1B	EL-37057-51E
O-360-J2A	L-42894-36E	YIO-360-M1B	EL-36797-51E	YIO-360-M1B	EL-37064-51E
O-360-J2A	L-42897-36E	YIO-360-M1B	EL-36825-51E	YIO-360-M1B	EL-37081-51E

ISSUED			REVISED			PAGE NO.	REVISION	S.B. 632
MO	DAY	YEAR	MO	DAY	YEAR			
07	17	17	08	04	17	15 of 20	B	

**Table 1 (Cont.)
Affected Lycoming Engines**

Engine Model	Serial Number	Engine Model	Serial Number	Engine Model	Serial Number
YIO-360-M1B	EL-37084-51E	YO-360-A1A	EL-42825-36E	YO-360-A1A	EL-42928-36E
YIO-360-M1B	EL-37086-51E	YO-360-A1A	EL-42845-36E	YO-360-EXP17	EL-42769-36E
YIO-360-M1B	EL-37098-51E	YO-360-A1A	EL-42858-36E	YO-360-EXP17	EL-42771-36E
YIO-360-M1B	EL-37111-51E	YO-360-A1A	EL-42911-36E	YO-360-EXP17	EL-42961-36E
YO-360-A1A	EL-42764-36E	YO-360-A1A	EL-42913-36E	YO-360-EXP19	EL-42846-36E
YO-360-A1A	EL-42787-36E	YO-360-A1A	EL-42921-36E		
Engine Model	Serial Number	Engine Model	Serial Number	Engine Model	Serial Number
AEIO-540-D4A5	L-36708-48E	IO-540-AB1A5	L-36720-48E	IO-540-AE1A5	L-36517-48E
AEIO-540-D4A5	RL-19320-48E	IO-540-AB1A5	L-36721-48E	IO-540-AE1A5	L-36518-48E
AEIO-540-D4A5	RL-25836-48E	IO-540-AB1A5	L-36722-48E	IO-540-AE1A5	L-36519-48E
AEIO-540-L1B5	L-36565-48E	IO-540-AB1A5	L-36727-48E	IO-540-AE1A5	L-36523-48E
AEIO-540-L1B5	L-36568-48E	IO-540-AB1A5	L-36731-48E	IO-540-AE1A5	L-36524-48E
IO-540-AB1A5	L-13271-48E	IO-540-AB1A5	RL-13449-48E	IO-540-AE1A5	L-36527-48E
IO-540-AB1A5	L-36458-48E	IO-540-AB1A5	RL-14864-48E	IO-540-AE1A5	L-36529-48E
IO-540-AB1A5	L-36462-48E	IO-540-AB1A5	RL-15243-48E	IO-540-AE1A5	L-36530-48E
IO-540-AB1A5	L-36466-48E	IO-540-AB1A5	RL-17947-48E	IO-540-AE1A5	L-36531-48E
IO-540-AB1A5	L-36479-48E	IO-540-AB1A5	RL-18173-48E	IO-540-AE1A5	L-36533-48E
IO-540-AB1A5	L-36480-48E	IO-540-AB1A5	RL-19059-48E	IO-540-AE1A5	L-36535-48E
IO-540-AB1A5	L-36481-48E	IO-540-AB1A5	RL-21045-48E	IO-540-AE1A5	L-36536-48E
IO-540-AB1A5	L-36483-48E	IO-540-AB1A5	RL-22027-48E	IO-540-AE1A5	L-36537-48E
IO-540-AB1A5	L-36485-48E	IO-540-AB1A5	RL-27169-48E	IO-540-AE1A5	L-36539-48E
IO-540-AB1A5	L-36487-48E	IO-540-AB1A5	RL-27360-48E	IO-540-AE1A5	L-36540-48E
IO-540-AB1A5	L-36494-48E	IO-540-AB1A5	RL-27789-48E	IO-540-AE1A5	L-36541-48E
IO-540-AB1A5	L-36497-48E	IO-540-AB1A5	RL-8259-48E	IO-540-AE1A5	L-36542-48E
IO-540-AB1A5	L-36499-48E	IO-540-AC1A5	L-17432-48E	IO-540-AE1A5	L-36544-48E
IO-540-AB1A5	L-36500-48E	IO-540-AC1A5	L-18568-48E	IO-540-AE1A5	L-36546-48E
IO-540-AB1A5	L-36501-48E	IO-540-AC1A5	L-18712-48E	IO-540-AE1A5	L-36548-48E
IO-540-AB1A5	L-36502-48E	IO-540-AC1A5	L-36669-48E	IO-540-AE1A5	L-36549-48E
IO-540-AB1A5	L-36503-48E	IO-540-AC1A5	L-36679-48E	IO-540-AE1A5	L-36550-48E
IO-540-AB1A5	L-36504-48E	IO-540-AC1A5	L-36716-48E	IO-540-AE1A5	L-36551-48E
IO-540-AB1A5	L-36514-48E	IO-540-AC1A5	L-36729-48E	IO-540-AE1A5	L-36552-48E
IO-540-AB1A5	L-36526-48E	IO-540-AC1A5	RL-16556-48E	IO-540-AE1A5	L-36553-48E
IO-540-AB1A5	L-36563-48E	IO-540-AC1A5	RL-5327-48E	IO-540-AE1A5	L-36554-48E
IO-540-AB1A5	L-36564-48E	IO-540-AE1A5	L-13764-48E	IO-540-AE1A5	L-36556-48E
IO-540-AB1A5	L-36566-48E	IO-540-AE1A5	L-36491-48E	IO-540-AE1A5	L-36557-48E
IO-540-AB1A5	L-36572-48E	IO-540-AE1A5	L-36495-48E	IO-540-AE1A5	L-36559-48E
IO-540-AB1A5	L-36573-48E	IO-540-AE1A5	L-36496-48E	IO-540-AE1A5	L-36560-48E
IO-540-AB1A5	L-36594-48E	IO-540-AE1A5	L-36508-48E	IO-540-AE1A5	L-36561-48E
IO-540-AB1A5	L-36656-48E	IO-540-AE1A5	L-36509-48E	IO-540-AE1A5	L-36562-48E
IO-540-AB1A5	L-36702-48E	IO-540-AE1A5	L-36510-48E	IO-540-AE1A5	L-36571-48E
IO-540-AB1A5	L-36703-48E	IO-540-AE1A5	L-36513-48E	IO-540-AE1A5	L-36574-48E
IO-540-AB1A5	L-36719-48E	IO-540-AE1A5	L-36515-48E	IO-540-AE1A5	L-36575-48E

ISSUED			REVISED			PAGE NO.	REVISION	S.B. 632
MO	DAY	YEAR	MO	DAY	YEAR	16 of 20	B	
07	17	17	08	04	17			

**Table 1 (Cont.)
Affected Lycoming Engines**

Engine Model	Serial Number	Engine Model	Serial Number	Engine Model	Serial Number
IO-540-AE1A5	L-36576-48E	IO-540-AE1A5	L-36649-48E	IO-540-AE1A5	L-36725-48E
IO-540-AE1A5	L-36577-48E	IO-540-AE1A5	L-36650-48E	IO-540-AE1A5	L-36726-48E
IO-540-AE1A5	L-36578-48E	IO-540-AE1A5	L-36651-48E	IO-540-AE1A5	L-36730-48E
IO-540-AE1A5	L-36579-48E	IO-540-AE1A5	L-36654-48E	IO-540-AE1A5	L-36732-48E
IO-540-AE1A5	L-36580-48E	IO-540-AE1A5	L-36655-48E	IO-540-AE1A5	RL-10884-48E
IO-540-AE1A5	L-36582-48E	IO-540-AE1A5	L-36657-48E	IO-540-AE1A5	RL-12469-48E
IO-540-AE1A5	L-36584-48E	IO-540-AE1A5	L-36662-48E	IO-540-AE1A5	RL-13714-48E
IO-540-AE1A5	L-36585-48E	IO-540-AE1A5	L-36663-48E	IO-540-AE1A5	RL-14627-48E
IO-540-AE1A5	L-36586-48E	IO-540-AE1A5	L-36665-48E	IO-540-AE1A5	RL-26513-48E
IO-540-AE1A5	L-36587-48E	IO-540-AE1A5	L-36667-48E	IO-540-AE1A5	RL-26730-48E
IO-540-AE1A5	L-36588-48E	IO-540-AE1A5	L-36670-48E	IO-540-AE1A5	RL-26876-48E
IO-540-AE1A5	L-36589-48E	IO-540-AE1A5	L-36672-48E	IO-540-AE1A5	RL-27599-48E
IO-540-AE1A5	L-36590-48E	IO-540-AE1A5	L-36673-48E	IO-540-AE1A5	RL-28689-48E
IO-540-AE1A5	L-36591-48E	IO-540-AE1A5	L-36674-48E	IO-540-AF1A5	L-36506-48E
IO-540-AE1A5	L-36595-48E	IO-540-AE1A5	L-36676-48E	IO-540-AF1A5	RL-8985-48E
IO-540-AE1A5	L-36599-48E	IO-540-AE1A5	L-36678-48E	IO-540-C4B5	RL-2076-48E
IO-540-AE1A5	L-36600-48E	IO-540-AE1A5	L-36680-48E	IO-540-C4B5	RL-32565-48E
IO-540-AE1A5	L-36601-48E	IO-540-AE1A5	L-36682-48E	IO-540-C4D5D	L-15234-48E
IO-540-AE1A5	L-36602-48E	IO-540-AE1A5	L-36683-48E	IO-540-C4D5D	L-36543-48E
IO-540-AE1A5	L-36605-48E	IO-540-AE1A5	L-36684-48E	IO-540-C4D5D	L-36545-48E
IO-540-AE1A5	L-36606-48E	IO-540-AE1A5	L-36687-48E	IO-540-C4D5D	L-36547-48E
IO-540-AE1A5	L-36608-48E	IO-540-AE1A5	L-36688-48E	IO-540-C4D5D	RL-19202-48E
IO-540-AE1A5	L-36617-48E	IO-540-AE1A5	L-36689-48E	IO-540-D4A5	L-36603-48E
IO-540-AE1A5	L-36619-48E	IO-540-AE1A5	L-36690-48E	IO-540-D4A5	L-36610-48E
IO-540-AE1A5	L-36620-48E	IO-540-AE1A5	L-36692-48E	IO-540-D4B5	L-36490-48E
IO-540-AE1A5	L-36621-48E	IO-540-AE1A5	L-36693-48E	IO-540-D4B5	L-36538-48E
IO-540-AE1A5	L-36622-48E	IO-540-AE1A5	L-36694-48E	IO-540-D4B5	L-36570-48E
IO-540-AE1A5	L-36625-48E	IO-540-AE1A5	L-36695-48E	IO-540-D4B5	L-36699-48E
IO-540-AE1A5	L-36626-48E	IO-540-AE1A5	L-36696-48E	IO-540-D4B5	L-36701-48E
IO-540-AE1A5	L-36627-48E	IO-540-AE1A5	L-36697-48E	IO-540-K1A5	L-36623-48E
IO-540-AE1A5	L-36632-48E	IO-540-AE1A5	L-36698-48E	IO-540-K1A5	L-36624-48E
IO-540-AE1A5	L-36633-48E	IO-540-AE1A5	L-36700-48E	IO-540-K1A5	L-36661-48E
IO-540-AE1A5	L-36634-48E	IO-540-AE1A5	L-36704-48E	IO-540-K1A5	L-36664-48E
IO-540-AE1A5	L-36635-48E	IO-540-AE1A5	L-36705-48E	IO-540-K1A5	L-36666-48E
IO-540-AE1A5	L-36636-48E	IO-540-AE1A5	L-36706-48E	IO-540-K1A5	L-36675-48E
IO-540-AE1A5	L-36637-48E	IO-540-AE1A5	L-36707-48E	IO-540-K1A5	L-36685-48E
IO-540-AE1A5	L-36640-48E	IO-540-AE1A5	L-36709-48E	IO-540-K1A5	L-36691-48E
IO-540-AE1A5	L-36642-48E	IO-540-AE1A5	L-36710-48E	IO-540-K1A5	RL-17773-48E
IO-540-AE1A5	L-36643-48E	IO-540-AE1A5	L-36711-48E	IO-540-K1A5	RL-19715-48E
IO-540-AE1A5	L-36644-48E	IO-540-AE1A5	L-36712-48E	IO-540-K1B5	L-14107-48E
IO-540-AE1A5	L-36646-48E	IO-540-AE1A5	L-36723-48E	IO-540-K1B5	L-36520-48E
IO-540-AE1A5	L-36647-48E	IO-540-AE1A5	L-36724-48E	IO-540-K1B5	RL-27036-48E

ISSUED			REVISED			PAGE NO.	REVISION	S.B. 632
MO	DAY	YEAR	MO	DAY	YEAR			
07	17	17	08	04	17	17 of 20	B	

**Table 1 (Cont.)
Affected Lycoming Engines**

Engine Model	Serial Number	Engine Model	Serial Number	Engine Model	Serial Number
IO-540-K1B5	RL-28624-48E	IO-540-W1A5	L-18062-48E	O-540-E4C5	RL-20301-40E
IO-540-K1F5	RL-10039-48E	IO-540-W1A5	RL-18043-48E	O-540-E4C5	RL-20769-40E
IO-540-K1F5	RL-18009-48E	LTIO-540-J2B	L-1472-68A	O-540-E4C5	RL-23596-40E
IO-540-K1G5	L-36645-48E	LTIO-540-J2B	L-1800-68A	O-540-E4C5	RL-23708-40E
IO-540-K1G5	L-36713-48E	LTIO-540-J2B	L-3024-68A	O-540-E4C5	RL-24164-40E
IO-540-K1G5	L-36714-48E	LTIO-540-J2B	RL-1563-68A	O-540-E4C5	RL-24524-40E
IO-540-K1G5D	RL-20203-48E	LTIO-540-J2B	RL-2180-68A	O-540-F1B5	L-19760-40E
IO-540-K1J5	L-36522-48E	LTIO-540-J2BD	L-1120-68A	O-540-F1B5	L-20124-40E
IO-540-K1J5	L-36525-48E	LTIO-540-J2BD	L-1435-68A	O-540-F1B5	L-21553-40E
IO-540-K1J5	L-36528-48E	LTIO-540-J2BD	L-1999-68A	O-540-F1B5	L-25028-40E
IO-540-K1J5	L-36555-48E	LTIO-540-J2BD	L-2436-68A	O-540-F1B5	L-27655-40E
IO-540-K1J5	L-36558-48E	LTIO-540-J2BD	RL-1134-68A	O-540-F1B5	L-27656-40E
IO-540-K1J5	L-36567-48E	LTIO-540-J2BD	RL-1492-68A	O-540-F1B5	L-27657-40E
IO-540-K1J5	L-36569-48E	LTIO-540-J2BD	RL-1958-68A	O-540-F1B5	L-27658-40E
IO-540-K1J5	L-36581-48E	LTIO-540-J2BD	RL-2887-68A	O-540-F1B5	L-27661-40E
IO-540-K1J5	L-36583-48E	O-540-A1A5	RL-10149-40E	O-540-F1B5	L-27662-40E
IO-540-K1J5	L-36597-48E	O-540-A1C5	RL-19285-40E	O-540-F1B5	L-27664-40E
IO-540-K1J5	L-36598-48E	O-540-A1C5	RL-25295-40E	O-540-F1B5	L-27665-40E
IO-540-K1J5	L-36604-48E	O-540-A1D5	RL-13079-40E	O-540-F1B5	L-27666-40E
IO-540-K1J5	L-36607-48E	O-540-A1D5	RL-22597-40E	O-540-F1B5	L-27667-40E
IO-540-K1K5	L-36511-48E	O-540-A1D5	RL-23985-40E	O-540-F1B5	L-27668-40E
IO-540-K2A5	L-36521-48E	O-540-A1D5	RL-25450-40E	O-540-F1B5	L-27669-40E
IO-540-M1C5	L-20070-48E	O-540-B2C5	RL-1012-40E	O-540-F1B5	L-27670-40E
IO-540-S1A5	L-19112-48E	O-540-B4B5	L-17096-40E	O-540-F1B5	L-27671-40E
IO-540-V4A5	L-27688-48E	O-540-B4B5	RL-15528-40E	O-540-F1B5	L-27672-40E
IO-540-V4A5	L-27698-48E	O-540-B4B5	RL-18480-40E	O-540-F1B5	L-27673-40E
IO-540-V4A5	L-27803-48E	O-540-E4A5	L-27652-40E	O-540-F1B5	L-27674-40E
IO-540-V4A5	L-27863-48E	O-540-E4A5	L-27653-40E	O-540-F1B5	RL-12963-40E
IO-540-V4A5	L-27864-48E	O-540-E4A5	L-27654-40E	O-540-F1B5	RL-19924-40E
IO-540-V4A5	L-28942-48E	O-540-E4C5	L-13034-40E	O-540-F1B5	RL-24137-40E
IO-540-V4A5	L-29190-48E	O-540-E4C5	L-13337-40E	O-540-F1B5	RL-24873-40E
IO-540-V4A5	L-29318-48E	O-540-E4C5	L-14400-40E	O-540-F1B5	RL-25896-40E
IO-540-V4A5	L-30041-48E	O-540-E4C5	L-15736-40E	O-540-G1A5	L-27659-40E
IO-540-V4A5	L-30114-48E	O-540-E4C5	L-16220-40E	O-540-G1A5	L-27660-40E
IO-540-V4A5	L-36492-48E	O-540-E4C5	L-19576-40E	O-540-J3A5	L-16192-40E
IO-540-V4A5	L-36507-48E	O-540-E4C5	L-19738-40E	O-540-J3C5D	L-10933-40E
IO-540-V4A5	L-36532-48E	O-540-E4C5	L-20326-40E	O-540-J3C5D	L-21141-40E
IO-540-V4A5	L-36611-48E	O-540-E4C5	L-21328-40E	O-540-J3C5D	RL-22132-40E
IO-540-V4A5	L-36612-48E	O-540-E4C5	RL-18368-40E	O-540-J3C5D	RL-23986-40E
IO-540-V4A5	L-36613-48E	O-540-E4C5	RL-18753-40E	O-540-L3C5D	L-12040-40E
IO-540-V4A5	L-36614-48E	O-540-E4C5	RL-19429-40E	O-540-L3C5D	L-13753-40E
IO-540-V4A5	L-36616-48E	O-540-E4C5	RL-19766-40E	O-540-L3C5D	RL-1055-40E

ISSUED			REVISED			PAGE NO.	REVISION	S.B. 632
MO	DAY	YEAR	MO	DAY	YEAR	18 of 20	B	
07	17	17	08	04	17			

**Table 1 (Cont.)
Affected Lycoming Engines**

Engine Model	Serial Number	Engine Model	Serial Number	Engine Model	Serial Number
O-540-L3C5D	RL-456-40E	TIO-540-AJ1A	L-14264-61E	TIO-540-AK1A	RL-8162-61A
TEO-540-A1A	EL-106-84E	TIO-540-AJ1A	L-14265-61E	TIO-540-AK1A	RL-9320-61A
TEO-540-X218	L-1778-X	TIO-540-AJ1A	L-14266-61E	TIO-540-AK1A	RL-9860-61A
TEO-540-X254	L-1774-X	TIO-540-AJ1A	L-14267-61E	TIO-540-J2B	L-10745-61A
TEO-540-X254	L-1775-X	TIO-540-AJ1A	L-14268-61E	TIO-540-J2B	L-10925-61A
TEO-540-X254	L-1779-X	TIO-540-AJ1A	L-14269-61E	TIO-540-J2B	L-11116-61A
TEO-540-X254	L-1796-X	TIO-540-AJ1A	L-14270-61E	TIO-540-J2B	L-11292-61A
TEO-540-X254	L-1798-X	TIO-540-AJ1A	L-14271-61E	TIO-540-J2B	L-11378-61A
TIO-540-A2C	L-10943-61A	TIO-540-AJ1A	L-14273-61E	TIO-540-J2B	L-11416-61A
TIO-540-A2C	L-10944-61A	TIO-540-AJ1A	L-14274-61E	TIO-540-J2B	L-14254-61A
TIO-540-AB1AD	RL-9121-61A	TIO-540-AJ1A	L-14276-61E	TIO-540-J2B	RL-10978-61A
TIO-540-AF1B	RL-10618-61A	TIO-540-AJ1A	L-14277-61E	TIO-540-J2B	RL-5157-61A
TIO-540-AF1B	RL-11058-61A	TIO-540-AJ1A	L-14280-61E	TIO-540-J2BD	L-10052-61A
TIO-540-AF1B	RL-8936-61A	TIO-540-AJ1A	L-14281-61E	TIO-540-J2BD	L-10273-61A
TIO-540-AH1A	L-14249-61A	TIO-540-AJ1A	L-14282-61E	TIO-540-J2BD	L-11232-61A
TIO-540-AH1A	L-14279-61A	TIO-540-AJ1A	L-14284-61E	TIO-540-J2BD	L-14298-61A
TIO-540-AH1A	L-14283-61A	TIO-540-AJ1A	L-14291-61E	TIO-540-J2BD	L-14299-61A
TIO-540-AH1A	L-14296-61A	TIO-540-AJ1A	L-14292-61E	TIO-540-J2BD	RL-10589-61A
TIO-540-AH1A	L-14302-61A	TIO-540-AJ1A	L-14294-61E	TIO-540-J2BD	RL-3380-61A
TIO-540-AH1A	L-14311-61A	TIO-540-AJ1A	L-14295-61E	YAEIO-540-EXP	EL-36717-48A
TIO-540-AH1A	RL-10554-61A	TIO-540-AJ1A	L-14305-61E	YAEIO-540-EXP	EL-36718-48A
TIO-540-AH1A	RL-10793-61A	TIO-540-AJ1A	L-14306-61E	YIO-540-D4A5	EL-36505-48E
TIO-540-AH1A	RL-2315-61A	TIO-540-AJ1A	L-14308-61E	YIO-540-D4A5	EL-36512-48E
TIO-540-AH1A	RL-4860-61A	TIO-540-AJ1A	L-14312-61E	YIO-540-D4A5	EL-36516-48E
TIO-540-AH1A	RL-7714-61A	TIO-540-AJ1A	L-14313-61E	YIO-540-D4A5	EL-36534-48E
TIO-540-AH1A	RL-8669-61A	TIO-540-AJ1A	L-14314-61E	YIO-540-D4A5	EL-36592-48E
TIO-540-AJ1A	L-10313-61E	TIO-540-AJ1A	L-14315-61E	YIO-540-D4A5	EL-36593-48E
TIO-540-AJ1A	L-14241-61E	TIO-540-AJ1A	L-14318-61E	YIO-540-D4A5	EL-36596-48E
TIO-540-AJ1A	L-14242-61E	TIO-540-AJ1A	L-14319-61E	YIO-540-D4A5	EL-36609-48E
TIO-540-AJ1A	L-14243-61E	TIO-540-AJ1A	L-14320-61E	YIO-540-D4A5	EL-36615-48E
TIO-540-AJ1A	L-14244-61E	TIO-540-AJ1A	L-14321-61E	YIO-540-D4A5	EL-36618-48E
TIO-540-AJ1A	L-14245-61E	TIO-540-AJ1A	RL-10245-61E	YIO-540-D4A5	EL-36628-48E
TIO-540-AJ1A	L-14246-61E	TIO-540-AJ1A	RL-11460-61E	YIO-540-D4A5	EL-36629-48E
TIO-540-AJ1A	L-14247-61E	TIO-540-AJ1A	RL-12327-61E	YIO-540-D4A5	EL-36630-48E
TIO-540-AJ1A	L-14248-61E	TIO-540-AJ1A	RL-1898-61E	YIO-540-D4A5	EL-36631-48E
TIO-540-AJ1A	L-14250-61E	TIO-540-AJ1A	RL-6778-61E	YIO-540-D4A5	EL-36638-48E
TIO-540-AJ1A	L-14251-61E	TIO-540-AJ1A	RL-7101-61E	YIO-540-D4A5	EL-36639-48E
TIO-540-AJ1A	L-14253-61E	TIO-540-AJ1A	RL-8735-61E	YIO-540-D4A5	EL-36641-48E
TIO-540-AJ1A	L-14256-61E	TIO-540-AK1A	L-11361-61A	YIO-540-D4A5	EL-36652-48E
TIO-540-AJ1A	L-14259-61E	TIO-540-AK1A	RL-11070-61A	YIO-540-D4A5	EL-36653-48E
TIO-540-AJ1A	L-14262-61E	TIO-540-AK1A	RL-3733-61A	YIO-540-D4A5	EL-36658-48E
TIO-540-AJ1A	L-14263-61E	TIO-540-AK1A	RL-5212-61A	YIO-540-D4A5	EL-36659-48E

ISSUED			REVISED			PAGE NO.	REVISION	S.B. 632
MO	DAY	YEAR	MO	DAY	YEAR			
07	17	17	08	04	17	19 of 20	B	

**Table 1 (Cont.)
Affected Lycoming Engines**

Engine Model	Serial Number	Engine Model	Serial Number	Engine Model	Serial Number
YIO-540-D4A5	EL-36660-48E	YIO-540-D4A5	EL-36686-48E	YO-540-EXP26	EL-27663-40E
YIO-540-D4A5	EL-36668-48E	YIO-540-D4A5	EL-36715-48E	YTEO-540-B1A	EL-107-84E
YIO-540-D4A5	EL-36671-48E	YIO-540-D4A5	EL-36728-48E	YTEO-540-B1A	EL-108-84E
YIO-540-D4A5	EL-36681-48E	YIO-540-K1A5	EL-36677-48E		
Engine Model	Serial Number	Engine Model	Serial Number	Engine Model	Serial Number
AEIO-580-B1A	L-463-79E	AEIO-580-B1A	L-481-79E	AEIO-580-B1A	L-493-79E
AEIO-580-B1A	L-464-79E	AEIO-580-B1A	L-482-79E	AEIO-580-B1A	L-494-79E
AEIO-580-B1A	L-466-79E	AEIO-580-B1A	L-483-79E	AEIO-580-B1A	L-495-79E
AEIO-580-B1A	L-467-79E	AEIO-580-B1A	L-484-79E	AEIO-580-B1A	L-496-79E
AEIO-580-B1A	L-468-79E	AEIO-580-B1A	L-485-79E	AEIO-580-B1A	L-497-79E
AEIO-580-B1A	L-470-79E	AEIO-580-B1A	L-486-79E	AEIO-580-B1A	L-498-79E
AEIO-580-B1A	L-471-79E	AEIO-580-B1A	L-487-79E	AEIO-580-EXP	EL-469-79E
AEIO-580-B1A	L-472-79E	AEIO-580-B1A	L-488-79E	AEIO-580-EXP	EL-476-79E
AEIO-580-B1A	L-473-79E	AEIO-580-B1A	L-489-79E	IO-580-B1A	L-477-79E
AEIO-580-B1A	L-474-79E	AEIO-580-B1A	L-490-79E	YIO-580-EXP18	EL-478-79E
AEIO-580-B1A	L-475-79E	AEIO-580-B1A	L-491-79E	YIO-580-EXP18	EL-479-79E
AEIO-580-B1A	L-480-79E	AEIO-580-B1A	L-492-79E		
Engine Model	Serial Number				
IO-720-D1C	RL-1019-54A				

**Table 2
Part Numbers and Ship Date Ranges of Suspect Connecting Rods and
Suspect Connecting Rod Bushings Shipped as Spares**

Part Number (P/N)	Description	Shipped from the Factory Between
LW-13923	Connecting Rod Bushing	18 November 2015 and 15 November 2016
LW-11750-S	Connecting Rod Assembly	20 November 2015 and 2 February 2017
78030-S	Connecting Rod Assembly	1 April 2016 and 2 February 2017
LW-19332-S	Connecting Rod Assembly	4 January 2016 and 2 February 2017

ISSUED			REVISED			PAGE NO.	REVISION	S.B. 632
MO	DAY	YEAR	MO	DAY	YEAR	20 of 20	B	
07	17	17	08	04	17			