

**PIPER**

**Clipper**

**MODEL PA-16**

**PARTS CATALOG**

**PIPER AIRCRAFT CORPORATION  
LOCK HAVEN, PENNA.**



## INTRODUCTION

This Parts Catalog covers the Piper Clipper (Model PA-16).

It should be noted that no illustrated drawings have been furnished for this Parts Catalog, therefore, selection of parts must be made by Part Name only. It is not believed that this will hamper rapid selection of parts, as very appropriate names were given the parts, indicating their location on the airplane.

This Parts Catalog has been divided into eleven main sections, and are identified and found herein, as follows:

<u>CONTENTS</u>	<u>PAGE NUMBER</u>
Wing Assembly Section . . . . .	1 - 3
Wing Installation Section . . . . .	4
Fuselage Section . . . . .	5
Cockpit Section . . . . .	6 - 8
Electrical System . . . . .	9
Control Section . . . . .	10 - 12
Chassis Section . . . . .	13 - 14
Brake Section . . . . .	15
Power Plant Section . . . . .	16 - 17
Fuel System Section . . . . .	18
Optional Equipment Section . . . . .	19

### How To Order Parts

In ordering parts for your Piper Airplane, observe the following instructions which will aid in shipping the correct parts required with a minimum of errors and delays:

1. PLACE YOUR ORDER WITH THE DISTRIBUTOR FOR YOUR TERRITORY. IF HE DOES NOT HAVE THE REQUIRED PARTS, HE WILL PROMPTLY ORDER FROM THE FACTORY. IN THE MAJORITY OF CASES, PARTS ARE AVAILABLE ONLY THROUGH YOUR DISTRIBUTOR, AND IT IS NECESSARY THAT WE FORWARD YOUR ORDER TO YOUR DISTRIBUTOR TO BE FILLED. CONSIDERABLE TIME WILL BE SAVED BY COMPLYING WITH THESE INSTRUCTIONS.
2. Always specify model and serial number of your airplane.
3. Advise us of Part Number, Name, type and quantity required.
4. Specify method of shipment - Freight, Express, Air Express, Air Mail, or Parcel Post. Most parts are shipped by Parcel Post or Express, but where nature of shipment requires it, we reserve the right to ship the most suitable way.



## GENERAL INFORMATION

### Shortages

All shipments are checked and rechecked before leaving our Shipping Department to prevent error and shortages. A Packing Slip is enclosed with the shipment and claims for shortages must be made within three days after receipt of order.

### Returned Goods

No material should be returned to us without first securing our written permission. Material sent in without notice will be held at the owner's risk for thirty (30) days and we will then dispose of it as we see fit. A returned goods notice must be filled out for all material to be returned. Transportation charges must be PREPAID on returned goods or the shipment will be refused.

### Transportation Liabilities

The Piper Aircraft Corporation does not hold itself liable for damages to parts intransit from the factory. If a shipment is received in a damaged condition, have the delivery man or Transportation Company make a notation of the damage and file your claim with the carrier. In case of concealed damage, do not attempt to remove from shipping container, or endeavor to repair, but call Carrier and have Claim Agent inspect the damage before filing your claim with the Carrier.



WING ASSEMBLY SECTION - MODEL PA-16

NOTICE - All Items Numbered From Wing Butt Outward

<u>PART NUMBER</u>	<u>PER SHIP</u>	<u>NOMENCLATURE</u>
11776		DRAWING - wing assembly - covered
11777		" - wing assembly - uncovered
11776-00	1	WING ASSY. - covered - L.H.(Less aileron & tank)
11776-01	1	" " - covered - R.H.(Less aileron)
11777-00	1	" " - uncovered - L.H.
11777-01	1	" " - uncovered - R.H.
10291-00	4	ANGLE-rear spar-inboard & outboard ail.hinge bracket
14291-00	1	" -center aileron hinge bracket attach. L.H.
14291-01	1	" -center aileron hinge bracket attach. R.H.
14401-03	2	" -front spar (#2 drag strut)
14401-04	2	" -front spar (#3 drag strut)
14401-05	2	" -front spar (#5 drag strut)
14401-06	2	" -front spar (#1 drag strut)
14411-02	2	" -rear spar (#2 drag strut)
14411-03	2	" -rear spar (#3 drag strut)
14411-04	2	" -rear spar (#5 drag strut)
10912-06	6	BRACKET ASSY. - aileron hinges
10921-00	6	BLOCK - aileron hinge bearing
11580-00	1	BRACKET - airspeed tube - L.H.
12252-02	12	BRACES - wing channel-8 $\frac{1}{2}$ " (at butt rib)
12252-03	15	" - wing channel-16" (used at butt)
12252-04	4	" - wing channel-17" (wing tip bow)
12252-05	2	" - wing channel-11" (at wing tip bow-rear short)
12252-08	4	" - wing channel-13 3/4" (at trailing edge)
14541-00	11	" - aileron false spar
80581-00	2	BRACKET - navigation light
14271-00	4	BLOCK - rear spar lift strut fitting filler
14461-00	4	" -front spar lift strut fitting filler
80022-31	4	BUSHINGS-spar butt fitting-front rear & #1 drag strut - rear
15631-02	2	BUSHINGS-lift strut fitting bolt at wing - aileron pulley bracket
453 126	2	BOW - wing tip
15482-02	1	COVER - leading edge - center - L.H.
15482-03	1	" - leading edge - center - R.H.
10630-04	1	" - leading edge - inboard - L.H.
15472-02	1	" - leading edge - inboard - R.H.
13072-05	2	" - leading edge - outboard
15723-00	1	" - wing tip-leading edge - left
15723-01	1	" - wing tip-leading edge - right
10221-00	20	CLEVIS - tie rod
10931-02	6	CLAMP - aileron hinge bracket false spar
10161-04	4	FITTING - drag wire pull #2 drag strut
10161-05	4	" - drag wire pull #3 drag strut
10171-04	4	" - drag wire pull #3 drag strut
10171-05	4	" - drag wire pull #4 drag strut
10401-00	4	" - front spar-butt hinge
14161-00	4	" - rear spar - butt hinge
14182-00	4	" - rear spar - lift strut
14192-00	4	" - front spar-lift strut
16551-00	2	" - front spar-bow - rear
16561-00	2	" - front spar-bow - front





WING ASSEMBLY SECTION - CONT'D. - MODEL PA-16

NOTICE - All Items Numbered From Wing Butt Outward

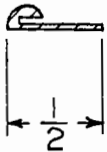
<u>PART NUMBER</u>	<u>PER SHIP</u>	<u>NOMENCLATURE</u>
16601-00	2	FITTING - rear spar - bow front
16611-00	2	" - rear spar - bow rear
14261-02	2	" - aileron pulley bracket attach. (upper)
40071-00	12	FAIRLEAD - cable - (less snap ring)
13171-00	4	GUSSET - wing - false spar
80122-49	5	GROMMET - inspection cover - (round)
80122-51	7	" - 1 1/2" O.D. Pyralin at wing butt
80122-53	58	" - drain - small -(3/4"OD x 1/4" ID)
41291-00	4	HOUSING - wing aileron cable pulley
83161-02	1	HOSE - rubber airspeed - 4" (pitot tube)
10201-00	20	NIPPLE - tie rod (Code No. 476 646)
10633-00	1	PLATE ASSY. - fuel tank cover support - rear
10151-00	20	PLATE - lock (drag strut bolt)
10531-00	1	" - fabric former L.H. (#5 drag strut)
10531-01	1	" - fabric former R.H. (#5 drag strut)
11151-00	2	" - wing rib fairlead bracket "U"
11521-00	2	" - false spar reinforcement
12046-07	1	RIB - aileron outboard L.H. #11
12046-08	1	" - aileron outboard R.H. #10
11750-00	1	" - aileron inboard L.H. # 3
12046-03	1	" - aileron inboard R.H. # 3
12046-02	1	" - full R.H. - #2
13052-05	1	" - full - Butt - R.H. #1
12662-02	11	" - nose
10742-02	1	" - tip L.H. #12
10742-03	1	" - tip R.H. #11
12046-04	11	" - three quarter - #6,7,8,9- (#4 R.H.) - (#5 R.H.) - (#10 - L.H.)
12046-06	1	RIB - three quarter - #5 L.H.
10634-02	1	RIB ASSY. - butt - left #1
11752-00	1	" " - 3/4 gas tank - (special) L.H. #4
10635-00	1	" " - full gas tank-left (special) #2
15712-00	2	RIB - nose - special - at strut fitting
16192-00	1	" - wing tip nose - L.H.
16192-01	1	" - wing tip nose - R.H.
750 454		REPAIR KIT - rib
40081-00	11	RING - fairlead snap
15742-02	2	REINFORCEMENT - wing - Leading Edge
15761-00	4	" - pyralin - at lift strut fittings
11754-02	1	SPAR - rear - L.H.
11754-03	1	" - rear - R.H.
11753-02	1	" - front - L.H.
11753-03	1	" - front - R.H.
15562-02	1	" - false - (inboard section) L.H.
15562-03	1	" - false - (inboard section) R.H.
15572-00	1	" - false - (outboard section) L.H.
15572-01	1	" - false - (outboard section) R.H.
15631-02	2	SPACERS - lift strut fitting-front spar
15631-03	2	" - lift strut fitting - rear spar
10648-00	2	STRAP ASSY. - fuel tank - front (serial 16-1 to 16-319 incl.)
10648-03	2	STRAP ASSY. - fuel tank - front (serial 16-320 and up)



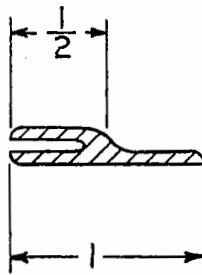
WING ASSEMBLY SECTION - CONT'D. - MODEL PA-16

NOTICE - All Items Numbered From Wing Butt Outward

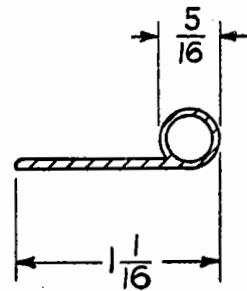
<u>PART NUMBER</u>	<u>PER SHIP</u>	<u>NOMENCLATURE</u>
10650-00	2	STRAP - fuel tank - (1-inboard)(1-outboard) (Serial 16-1 to 16-319 incl.)
10650-02	2	STRAP - fuel tank - (1-inboard)(1-outboard) (Serial 16-320 and up)
10649-00	2	STRAP ASSY. - fuel tank-rear (Serial 16-1 to 16-319 incl.)
10649-03	2	" " - fuel tank-rear (Serial 16-320 and up)
14222-00	2	STRUT - drag - #4
14222-02	2	STRUT - drag - #2
14232-02	2	STRUT - drag - #1
15641-00	20	PLUG- drag strut
10641-00	1	TUBE - drag brace
10112-07	2	" - drag strut diagonal - #3
16462-00	2	" - "N" brace upper - #3
16472-00	2	" - "N" brace - lower #3
13541-13	1	TUBING - airspeed - L.H. - 52"
11582-00	1	TUBE - pitot - airspeed
11517-00	2	TRAILING EDGE - wing
80122-11	2	WASHERS (lift strut pulley bracket)
81102-03	20	" - square tie rod clevis
14941-11	3	WIRES - wing drag-(2 right wing - 1 left wing)
14941-06	3	" - wing drag - #1 and #2 bay
14941-07	4	" - wing drag - #3 bay



**A**



**B**



**F**



WING INSTALLATION SECTION - MODEL PA-16

<u>PART NUMBER</u>	<u>PER SHIP</u>	<u>NOMENCLATURE</u>
11939	1	DRAWING - wing installation
86102-35	2	BUSHINGS - aileron pulley bracket
13241-00	4	BOLT - lift strut fork
10657-00	1	COVER ASSY. - fuel tank
12761-02	6	COVER - inspection - round
83491-00	2	CATCH - door - at strut (Code No. 487 205)
41421-00	2	FITTING-aileron pulley bracket attach. (lower)
14481-00	2	FORK - lift strut
11523-00	2	FAIRING - wing root - upper (front or rear)
11524-04	1	" - wing root - lower (rear left)
11524-03	1	" - wing root - lower (rear right)
11525-00	1	" - wing root - lower-(front left)
11659-00	1	" - wing root - lower-(front right)
11526-00	1	" - wing root - front-L.H.(leading edge)
11526-01	1	FAIRING - wing root - front-R.H.(leading edge)
**187 555	2	BEADING - type "B"
10878-00	1	PLATE - fuel gauge access
11773-00	2	STRUT - front lift
11774-00	2	STRUT - rear lift

\*\* See Diagram at end of Wing Section.



FUSELAGE SECTION - MODEL PA-16

<u>PART NUMBER</u>	<u>PER SHIP</u>	<u>NOMENCLATURE</u>
12020		DRAWING - fuselage assy. complete
11859		" - fuselage frame fitting installation
11858		" - fuselage frame tubes and channel
11988		" - fuselage frame assy.-cov. & doped - less seat, floors and doors
11858		DRAWING - fuselage frame assy.-uncov. less door
12038-03	1	COWL - fuselage - side - right
12038-02	1	COWL - fuselage - side - left
456 370	2	DECALCOMANIA - "Piper Clipper"
11793-00	1	FIN ASSEMBLY
12018-00	1	FIREWALL
21242-02	2	FITTING ASSY. - landing gear front
20291-00	4	" " - fuselage engine mount
21262-03	1	" " - landing gear & lift strut - R.H.
21262-02	1	" " - landing gear & lift strut - L.H.
11823-01	1	" " - fuselage - front wing hinge - R.H.
11823-00	1	" " - fuselage front wing hinge - L.H.
11821-01	1	FITTING - fuselage - rear wing hinge - R.H.
11821-00	1	" - fuselage - rear wing hinge - L.H.
20631-00	1	" - fuselage - tailspring - front - "U"
20611-00	1	" - fuselage - tailspring - rear
80541-02	1	FRAME - inspection window - at tail
11858-00	1	FUSELAGE FRAME AND SUPERSTRUCTURE - less seat & floor
12035-00	1	FUSELAGE FIN FAIRING
10984-00	1	GROMMET - pyralin oblong idler adjustment
10292-00	2	" - stabilizer plate
11542-00	1	HINGE ASSY. - fuselage door
12035-00	1	PLATE - belly fairing - triangular
12017-00	1	STEP ASSY.
21621-21	1	STRINGER - fuselage fairing - 83"
21621-20	1	" - fuselage fairing - 58"
21621-19	2	" - fuselage fairing - 64"
21621-18	1	" - fuselage fairing - 108"
21621-17	1	" - fuselage fairing - 66 1/2"
21211-00	1	SUPPORT ASSEMBLY - stabilizer - rear
22412-00	1	TAILPOST ASSEMBLY
82461-00	1	WINDOW - inspection - at tail
180 810	8 ft.	WEBBING - fuselage cowl - fabric





COCKPIT SECTION - MODEL PA-16

<u>PART NUMBER</u>	<u>PER SHIP</u>	<u>NOMENCLATURE</u>
11914-00	1	ANGLE - baggage compartment
12193-02	1	ARCHES - headlining #1
12193-03	1	" - headlining #2
12193-04	1	" - headlining #3
12193-05	1	" - headlining #4
12193-06	1	" - headlining #5
12193-07	1	" - headlining #6
451 335	2	BELT ASSY. - safety - front and rear
11925-00	1	CANVAS ASSY. - front seat - bottom
12214-00	1	CARPET ASSY. - front
12215-00	1	" " - rear floor
11882-00	1	CLIP - control stick holder
11599-00	2	" - rear seat - bottom cushion
11633-00	1	COLLAR - windshield - front
11634-00	1	" - windshield - rear
12119-00	1	COVER - elevator cable
12019-00	1	" - rudder cable - door entrance
12021-00	3	" - rudder cable - rear cockpit
41111-00	1	CRANK ASSEMBLY - stabilizer adjustment
12421-00	2	CUSHION ASSY. - front seat back-(standard blue)
11927-00	2	" " - front seat back -(Deluxe brown)
11926-01	1	" " - front seat bottom-right-(Deluxe brown)
11926-00	1	CUSHION ASSY. - front seat bottom-left-(Deluxe brown)
12420-01	1	" " - front seat bottom-right(Standard Blue)
12420-00	1	" " - front seat bottom-left-(Standard Blue)
12419-00	1	" " - rear seat back - (Standard Blue)
12418-00	1	" " - rear seat bottom-(Standard Blue)
11924-00	1	" " - rear seat bottom-(Deluxe Brown)
11923-00	1	" " - rear seat back - (Deluxe Brown)
12000-00	1	DOOR ASSY. - left - rear
12009-00	1	WINDOW - door
**187 607	5 ft.	BEADING - draft seal - type "F"(right & left door)
12246-00	1	SKIN - outside
12245-00	1	TRIM PANEL - inside
12003-00	1	FRAME ASSY. - door
11992-00	1	HINGE
11993-00	1	HINGE
11637-00	1	DOOR ASSY. - right - front
12429-00	7	CLIPS - rubber beading mounting
11650-02	1	TRIMSTRIP - upper & lower - inside
11650-03	1	TRIMSTRIP - front & rear - inside
11651-00	1	WINDOW
11654-00	1	PANEL - outside
11898-02	2	HANDLE - door - inside
11898-03	2	HANDLE - door - outside
83481-00	2	DOOR CATCH - stud-(right or left) Code No. 487 534
11656-04	1	TRIMSTRIP - outside - front
11656-02	1	TRIMSTRIP - rear - outside
11656-03	2	TRIMSTRIP - outside - top and bottom

\*\* See diagram at end of wing section.



COCKPIT SECTION CONT'D. - MODEL PA-16

<u>PART NUMBER</u>	<u>PER SHIP</u>	<u>NOMENCLATURE</u>
11907-00	1	FLOORBOARD ASSY. - front
11908-00	1	FLOORBOARD - center front
11909-00	1	" - center rear
11910-00	1	" - rear
11866-00	2	FRAME ASSY.- front seat back
11863-00	1	" " - front seat bottom
11860-00	1	" " - rear seat - bottom
12216-00	1	GUARD ASSY. - control stick - L.H.
12216-01	1	" " - control stick - R.H.
12170-00	2	GUARD - rudder cable - pulley - front
12113-00	2	" - rudder cable - pulley - rear
12194-00	1	HEADLINING ASSEMBLY
83161-02	3	HOSE - 4" airspeed (Left wing, fuselage and at instrument)
12030-00	1	KNOB ASSY. - seat catch
12014-00	1	PANEL - baggage compartment
12347-00	1	PHONE HOOK
12281-00	1	PLATE - floor at rear seat insert
10980-02	1	" - door latch striker - right side
10980-03	1	" - door latch striker - left side
12225-00	1	" - heel rub
12103-00	1	" - stabilizer inboard support
12102-00	1	" - stabilizer indicator
12032-00	1	PLUNGER - seat catch
83302-12	1	SPRING - plunger - seat catch
12036-03	1	STRAP ASSY. - baggage tie down
12036-02	1	" " - baggage tie down
12217-00	1	TRIMSTRIP - cockpit - left front post
12218-00	1	" - cockpit - left rear post
12219-00	1	" - cockpit - right front post
12221-00	1	" - cockpit - right rear post
11432-06	1	WEATHERSTRIP - sliding window - bottom
11432-05	1	" - sliding window - top
11432-07	1	" - sliding window - front
11432-08	1	" - sliding window - rear
11631-00	1	WINDSHIELD
11636-00	1	WINDOW ASSEMBLY - rear - sliding
11635-00	1	WINDOW ASSEMBLY - front - sliding
12011-00	1	WINDOW - enclosure - rear - right

INSTRUMENT PANEL GROUP

11906		DRAWING - instrument panel installation
41481-07	1	CABLE ASSEMBLY - control - cabin heat
41481-06	1	" " - control - carburetor heat
41481-08	1	" " - control - mixture
41481-14	1	" " - control - parking brake
454 648	1	CIRCUIT BREAKER - lights - 5 amp
454 650	1	" " - radio - 15 amp
454 650	1	" " - generator - 15 amp
11626-02	1	CONTROL ASSY. - throttle
471 048	1	KNOB - throttle control
12195-00	1	DOOR ASSY. - glove compartment



COCKPIT SECTION CONT'D. - MODEL PA-16

INSTRUMENT PANEL GROUP

<u>PART NUMBER</u>	<u>PER SHIP</u>	<u>NOMENCLATURE</u>
450 619	1	INSTRUMENT - airspeed (P.A.C. Dwg. 10483-4)
450 610	1	" - altimeter
450 655	1	" - ammeter
450 630	1	" - compass (P.A.C. Dwg. 10937)
450 600	1	" - oil temperature - pressure gauge
450 675	1	" - safe flight indicator (includes wing unit and switch)
450 641	1	INSTRUMENT - tachometer (P.A.C. Dwg. 10485)
471 051	1	KNOB - glove compartment door
471 046	1	KNOB - navigation light switch
11905-00	1	PANEL ASSEMBLY - instrument - standard
12342-00	1	" " - instrument - primary
486 565	1	SHAFT - tachometer with core
750 907	1	CASING ASSEMBLY
750 909	1	CORE ASSEMBLY
12325-00	1	SWITCH - rheostat - navigation lights-with wire - less knob
493 130	1	SWITCH - less knob and wires



ELECTRICAL SYSTEM - MODEL PA-16

<u>PART NUMBER</u>	<u>PER SHIP</u>	<u>NOMENCLATURE</u>
12188		DRAWING - electrical
12456-00	1	ANGLE - radio mounting
450 655	1	AMMETER
10824-00	1	ANGLE - antenna attachment - (at tail)
450 025	1	BATTERY - Reading - 5-24-12 Volt
11718-00	1	BLOCK ASSY. - fuse - starter switch
12156-00	1	" " - fuse.- safe flight indicator
11980-00	1	BOX - starter switch
12044-00	1	BOX ASSY. - battery bottom
12045-00	1	" " - battery lid
23571-00	1	BRACKET ASSY. - fin light wire
11134-03	1	CABLE ASSY. - battery - to box
11122-02	1	" " - battery ground
11227-00	1	" " - starter to box
80002-09	1	CLAMP - radio mounting
80032-20	2	" - radio mounting
455 161	1	CONNECTOR - cross light wire - top fuselage
434 138	3	GROMMET - (5/8" inside) rubber-starter switch box
459 864	1	EXTENSION - phone
464 326	1	HEADPHONE SET
467 051	1	INSULATOR - long - (at rudder)
467 050	1	" - short - (at antenna mast)
450 675	1	KIT - safe flight indicator
472 656	1	LIGHT - navigation - left - red-Grimes Model "B"
472 655	1	" - navigation - green - Grimes Model "B"
472 657	1	" - rudder navigation - white - Grimes Model "A"
472 660	1	SPOTLIGHT - (red lens)Grimes Model J-#A 1425
12176-00	1	MAST ASSY. - antenna
474 646	1	MICROPHONE ASSY. - radio
12029-00	1	PLATE - switch box cover
451 221	1	RADIO - Belmont Radio Corp. (ATR - 1 - P)
153 320	11 ft.	SHIELDING - wire #690D - Packard
751 124	1	SPRING - antenna - top of rudder - includes insulator
12174-02	1	STRAP - radio mounting
11627-00	1	SWITCH ASSY. - ignition - with wires less terminals
487 774	1	SWITCH - ignition less wires-(P.A.C. No. 84132)
493 130	1	" - light assy.: - navigation
487 785	1	" - starter
487 776	1	" - master - AN 3023-1 B
10128-29	2	WIRE ASSY. - ground - at navigation light bracket
153 026	21 ft.	WIRE - antenna





CONTROL SECTION - MODEL PA-16

<u>PART NUMBER</u>	<u>PER SHIP</u>	<u>NOMENCLATURE</u>
42592-00	1	AILERON ASSY. - covered & doped - L.H.
42592-01	1	" " - covered & doped - R.H.
42585-00	1	" " - uncovered - L.H.
42585-01	1	AILERON ASSY. - uncovered - R.H.
42922-00	2	EDGE - aileron - inboard-trailing
42933-00	2	EDGE - aileron - outboard-trailing
40471-05	1	LEADING EDGE SECTION-L.H.- inboard
40471-08	1	" " " -R.H.- inboard
40471-04	1	" " " -L.H.- center inboard
40471-07	1	" " " -R.H.- center inboard
40471-06	1	" " " -L.H.-center outboard
40471-03	1	" " " -R.H.-center outboard
40471-02	1	" " " -L.H.-tip
40471-02	1	" " " -R.H.-tip
42872-00	2	RIB - aileron tip
41891-00	2	HINGE - aileron - center
40501-00	2	HORN - aileron
42972-00	1	SPAR - aileron - L.H.
42972-01	1	SPAR - aileron - R.H.
40321-03	4	RIB - aileron - (at center hinge)
41881-00	4	HINGE - aileron - inboard & outboard
40451-02	20	BULK HEAD - aileron-(flange facing left)
40451-03	20	BULK HEAD - aileron-(flange facing right)
40321-02	20	RIB - aileron -(all except tip & at center hinge)
40311-02	4	PLATE-aileron hinge reinforcement-(inboard & outboard upper)
40461-00	2	PLATE-aileron horn hinge-lower reinforcement center
42491-00	4	PLATE-aileron hinge reinforcement(inboard & outboard)
40991-00	4	PULLEY-aileron cable (in wing)
40421-03	2	TUBE - aileron tip
40581-02	2	BRACES - aileron - L.H.
40581-03	2	BRACES - aileron - R.H.
81362-05	20	REINFORCEMENT PLATE - aileron rib- top & bottom
40411-00	2	REINFORCEMENT - aileron trailing edge
10870-05	1	CABLE-to lower elevator horn
10870-09	1	" -to lower elevator horn-Stainless Steel Seaplane
11527-03	1	CABLE ASSY.-left aileron balance-Stainless Steel Seaplane
11527-02	1	" " -left aileron balance
10870-06	1	" " - to upper elevator horn
10870-10	1	" " - to upper elevator horn-Stainless Steel Seaplane
40123-63	2	" " - lower aileron to torque tube
40123-71	2	" " - lower aileron to torque tube- Stainless Steel Seaplane
11641-04	2	CABLE - rudder
11641-05	2	" - rudder - Stainless Steel Seaplane
40123-64	1	CABLE ASSY.-right aileron balance
40123-72	1	" " -right aileron balance-Stainless Steel Seaplane
41671-11	1	CABLE-stabilizer adjustment
41671-14	1	" -stabilizer adjustment-Stainless Steel Seaplane
11897-00	4	BLOCKS - torque tube bearing
80222-24	1	CLAMPS - torque tube rudder pedal - left
80222-23	2	CLAMPS - torque tube rudder pedal - right & center



CONTROL SECTION CONT'D. - MODEL PA-16

<u>PART NUMBER</u>	<u>PAR SHIP</u>	<u>NOMENCLATURE</u>
10911-00	2	KNOB - control stick
11726-05	2	PEDAL ASSY. - rudder and brake
11807-00	1	" " - rudder
81262-46	7	PLATE - bearing
487 213	2	SPRINGS - rudder cable tension
12165-00	2	STICK ASSY. - control - less knob
12166-00	2	STUB ASSY. - control stick
11253-00	1	TAB TRIM - aileron
11308-00	1	TUBE ASSY. - rudder pedal torque - left
11809-00	1	" " - rudder pedal torque - right
12163-00	1	" " - torque-elevator and aileron control
11158-02	1	" " - connector-elevator & aileron control

EMPERNAGE

11825		DRAWING - tail surface installation
80012-06	4	BUSHING - 1/4" x .028 x 1/8"
80012-17	1	" - 3/8" x .065 x 7/32"
80022-44	6	" - tail surface - long - bronze
80022-45	12	" - tail surface - short - bronze
40123-61	2	CABLE ASSY. - control - Bungee
41692-00	1	ELEVATOR ASSY. - covered - L.H.
41692-01	1	ELEVATOR ASSY. - covered - R.H.
40572-00	2	ELEVATOR ASSY. - uncovered
80122-53	81	GROMMET - drain
41631-00	1	KEY - stabilizer screw (Code 424 901)
10449-00	1	LINK - elevator horn - Upper
81322-15	1	LINK - offset - lower bungee spring
41271-03	1	LINK - elevator horn - lower
12001-00	1	LINK ASSY. - stabilizer adjustment
60742-00	1	PANEL - tail inspection - L.H.
60742-01	1	PANEL - tail inspection - R.H.
11990-00	1	PLATE - L.H. - stabilizer adjustment assy.
424 224	6	PIN - hinge - tail AN394-55
424 217	8	PIN - hinge - tail AN394-41
11990-01	1	PLATE - R.H. - stabilizer adjustment assy.
481 609	1	PULLEY - 1 1/2" stabilizer indicator wire
80421-00	2	PULLEY - 1 3/4" bungee assembly (481 604)
11008-00	1	PULLEY - alum. - 4" - stabilizer screw
42163-00	1	RUDDER ASSEMBLY - covered
40622-00	1	RUDDER ASSEMBLY - uncovered
10128-35	1	WIRE ASSEMBLY - tail light
80122-53	81	GROMMET - drain
487 280	2	SPRING - bungee - (PAC Drawing 10940-2)
41652-00	1	STABILIZER ASSY. - covered - L.H.
41652-01	1	STABILIZER ASSY. - covered - R.H.
80122-53	81	GROMMET - drain
44463-00	2	STABILIZER ASSY. - uncovered
42961-00	1	SCREW - stabilizer adjustment
80132-10	1	TUBE - stabilizer - rear liner
86062-41	1	" - stabilizer - rear liner - stainless steel Seaplane
80132-11	1	" - stabilizer yoke link liner -



CONTROL SECTION CONT'D. - MODEL PA-16

EMPENNAGE

<u>PART NUMBER</u>	<u>PER SHIP</u>	<u>NOMENCLATURE</u>
86062-40	1	TUBE - stab. yoke link liner -stainless steel Seaplane
40131-00	2	WASHER - fin - tie rod clevis
80122-16	12	WASHER - tail surface hinge pin
10556-00	2	WIRE ASSY. - lower tail brace (wires 35")
10555-00	2	WIRE ASSY. - upper tail brace (wires 41 1/2")
42692-00	1	YOKE ASSEMBLY - stabilizer (cast alum. Code #499 120)
40651-00	1	YOKE ASSEMBLY - stabilizer adjustment idler
40651-02	1	STRAP



CHASSIS SECTION - MODEL PA-16

<u>PART NUMBER</u>	<u>PER SHIP</u>	<u>NOMENCLATURE</u>
11780		DRAWING - gear installation - landing
**187 550	2	BEADING - landing gear fairings - "A" type
11775-00	2	CABLE ASSY. - landing gear stop
11848-00	2	CHANNEL - landing gear fairing stiffener
11846-00	1	FAIRING - landing gear - L.H. bottom
11846-01	1	" - landing gear - R.H. bottom
11847-00	1	" - landing gear - L.H. side
11847-01	1	" - landing gear - R.H. side
31702-00	2	HUB CAP
751 108	1	KIT - landing gear - bolts and nuts
30491-00	2	NUT - axle
11473-14	2	PLATES - bumping block - 13" rubber
31322-02	4	RING - shock cord -(Code No. 451 352)
487 215	2	SPRING - cable assy. - landing gear stop
11779-00	1	VEE - landing gear - covered - L.H.
11782-00	1	VEE - landing gear - uncovered - L.H.
11779-01	1	VEE - landing gear - covered - R.H.
11782-01	1	VEE - landing gear - uncovered - R.H.
10034-03	2	BRAKE LINE
80022-63	4	BUSHING - insert
451 760	2	WHEEL ASSEMBLY - Hayes - No. D-3-13-A-1
750 063	4	CONE - bearing
750 028	2	CASTING - side ring
750 064	4	CUP - bearing
750 063	4	CONE - bearing
750 065	4	FELT - grease retainer
750 010	8	FELT RETAINER
750 026	4	LOCK RING - felt retainer
750 006	2	PINS - anchor
415 773	6	SCREW - hub cap
451 722	2	TIRE - CUB - 8.00 x 4
451 740	2	TUBE - CUB - 8.00 x 4
 <u>TAILWHEEL INSTALLATION</u>		
750 330	1	ARM ASSY. - rudder
30531-02	1	CLAMP - tail wheel spring
750 753	1	CONNECTOR ASSY. - (including spring link & chain)
30541-00	1	PAD - tail spring
750 363	1	SPACER ASSY. - tailwheel attachment
10999-03	1	SPRING - tail wheel - middle(Serial 16-1 to 16-272 incl.)
12567-03	1	SPRING - tail wheel - middle(Serial 16-273 and up)
10999-02	2	SPRING - tail wheel - top(Serial 16-1 to 16-272 incl.)
12567-04	2	SPRING - tail wheel - top(Serial 16-273 and up)
10999-05	1	SPRING - tail wheel- bottom(Serial 16-1 to 16-272 incl.)
12567-02	1	SPRING - tail wheel- bottom(serial 16-273 and up)
85012-48	1	WASHER
451 610	1	TAIL WHEEL ASSY. - full - swivel - steerable
750 752	1	WHEEL ASSY. - less tire
750 746	2	BEARING
750 638	1	CAP - hub(grease retainer & screws)

\*\* See Diagram at end of Wing Section.





CHASSIS SECTION CONT'D. - MODEL PA-16

<u>PART NUMBER</u>	<u>PER SHIP</u>	<u>NOMENCLATURE</u>
		WHEEL ASSY. - less tire (Continued)
750 749	1	RETAINER-inside grease
750 750	1	SPACER-grease retainer
750 635	1	BRACKET ASSY.-tailwheel spring attach.
750 722	1	BUSHING-bronze
750 898	1	CAP - bushing
750 744	1	ARM ASSY.-tailwheel
750 718	1	FORK ASSY.-tailwheel
750 372	1	TIRE - 6.00 x 2
750 751	1	WASHER-tailwheel arm attachment
750 637	1	SHIM-tailwheel arm attachment
12572-00	2	AXLE - tube - fenders (Same as 750 966)
750 954	2	FENDERS - body set - less brackets
750 959	2	FENDER BRACKET SETS
12535-00	1	FENDER BRACKET - inside left (Same as 750 964)
12535-01	1	FENDER BRACKET - inside right (Same as 750 965)
31251-00	2	RETAINER - brake shoe - Used with Federal Ski Installation



BRAKE SECTION - MODEL PA-16

<u>PART NUMBER</u>	<u>PER SHIP</u>	<u>NOMENCLATURE</u>
451 702	2	BRAKE SHOE ASSY.- 5 x 1 - Expander Tube- Hayes D-2-113
750 033	12	BLOCK - brake
750 035	2	FAIRING - inner
750 041	2	FLANGE - brake frame
750 039	2	FRAME - brake
750 015	2	NUT - elastic stop - (10-32)
750 005	2	SCREW - fillister head-(10-32 x 3/8)
750 016	2	SPACER NOZZLE
750 029	12	SPRING - retracting
750 893	6	SHIELD - expander tube protector
750 031	2	TUBE ASSY. - rubber
12385-00	2	CYLINDER - brake - master
751 129	2	SEAL - KIT
41481-14	1	CABLE ASSY. - parking brake control - less spring
487 276	1	SPRING - coil parking brake control cable
11136-00	1	CABLE ASSY. - parking brake at cylinder
11820-00	2	SPRING CLIP - keeper holder - side of cylinder
11734-00	2	KEEPER - piston lock plate-(side of cylinder)
11819-00	2	PLATE ASSY. - piston lock
51191-00	2	SPRING - coil parking brake-top of cylinder (487 278)
85012-10	2	WASHER-spring stop-top of cylinder
71061-04	2	LINE ASSY.-brake-flexible-cylinder to fuse. clamp
10143-75	2	LINE ASSY.-brake-fuse. clamp to flex. line
72101-00	2	LINE ASSY.-brake-flexible fuselage to landing gear vee



POWER PLANT SECTION - MODEL PA-16

<u>PART NUMBER</u>	<u>PER SHIP</u>	<u>NOMENCLATURE</u>
11966		DRAWING - power plant
187 550		BEADING-top engine cowl-right & left - "A" Type (22.35 feet)
11951-00	1	BAFFLE ASSY. - engine oil well
11944-00	1	BAFFLE ASSY. - engine - left side - front
11940-00	1	" " - engine - left front
11945-00	1	" " - engine - left side - rear
11942-00	1	" " - engine - left - rear
11948-00	1	" " - engine - right - front
11946-00	1	" " - engine - right side - front
11947-00	1	" " - engine - right side - rear
11938-00	1	" " - engine - right rear
74912-00	2	BAFFLE - engine - intercylinder - (inner)
111400-00	1	BRACKET - baffle support - front
10175-00	1	BRACKET - rear baffle - top
70232-04	1	BOX ASSY. - cabin heater - by pass
11950-00	1	BOX ASSY. - carburetor air & filter
11950-04	1	LEATHER BAFFLE
	1	FILTER (Purchase from Continental Motors Corp.-40599)
11394-00	1	CIAMP ASSY. - exhaust stack - (Muffler-right side)
11394-03	1	" " - exhaust stack - (Muffler-right side)
70591-02	2	" " - exhaust stack - (Muffler Exh. & Muffler - left)
12316-00	1	CIAMP ASSY. - throttle and mixture control
80032-34	1	CIAMP OFFSET -- carburetor heat control
10430-00	1	CLIP ASSY. - muffler - shroud slide
11958-00	1	COWL ASSY. - engine nose
11964-05	1	" " - engine - top - right
11964-06	1	" " - engine - top - left
11965-00	1	COWL ASSY. - engine - bottom
11965-03	1	SCOOP - inside - carb. air.
12338-00	1	SCOOP - outside - carb. air
450 322	1	ENGINE - Lycoming - O-235-C1
91193-00	2	FITTING - swivel - mixture & carburetor heat control attachment
434 134	1	GROMMET- (3/8" inside) firewall
434 138	2	" - (5/8" inside) firewall
10525-03	1	HOSE - air duct - cabin heater
71061-00	1	HOSE ASSY. - 6" resistoflex-flexible-oil pressure gage
74311-00	1	HOSE - breather line connector
11786-00	1	MOUNT - engine
10308-00	1	MUFFLER ASSY. - less shroud
11745-00	1	PLATE ASSY. - cabin air inlet
73451-03	2	PLATE - carburetor airscoop attachment
480 921	2	PLATE - name - (Piper) PAC #10079-00
10247-00	1	PLATE - propeller - spinner (rear of prop.)
750 772	1	PROPELLER - Aeromatic - F200
751 097	1	PROPELLER - McCauley - 1C90LM-7252
450 940	1	PROPELLER - Sensenich - 74FM52 (Wood)
450 980	1	PROPELLER - Sensenich - M-76 AM - 2-50 (Metal)
750 839	1	PROPELLER - Sensenich - Skyblade - CS - 2 FM 6
71451-08	1	RCD - engine baffle tie



POWER PLANT SECTION - MODEL PA-16 (Cont'd.)

<u>PART NUMBER</u>	<u>PER SHIP</u>	<u>NOMENCLATURE</u>
10487-00	2	ROD - engine baffle tie - right side
71451-04	2	" - engine baffle tie
10487-02	2	" - engine baffle tie - left side only
10490-00	2	" - muffler support
10836-02	4	SCREW - drilled head cap
11955-02	1	SHROUD ASSY. - muffler
12334-00	1	SPINNER ASSY. - propeller with McCauley Prop.
12416-00	1	" " - propeller - with Sensenich metal prop.
10246-00	1	" " - propeller - with Sensenich wooden prop.
70371-03	2	STUD - mixture & carburetor heat control attachment (Code No. 487 532)
10493-00	2	SPRING - muffler support rod (Code No. 487 202)
12043-03	1	STACK ASSY. - exhaust - right
12043-02	1	" " - exhaust - left
12330-04	1	STRAP - spinner assy. - Sensenich metal prop.
12330-03	1	STRAP - spinner assy. - with McCauley prop.
12330-02	1	STRAP - spinner assy. - with Sensenich wood prop.
10415-03	2	SUPPORT - baffle hanger - right front baffle
10415-02	1	SUPPORT - baffle hanger - right front baffle
11417-00	1	TAILPIPE ASSY. - exhaust
82332-30	1	TUBE ASSY. - 1/4" dia. - oil pressure gauge line
101 980	39"	TUBE - 2 1/8 O.D. - flexible - aluminum
11957-00	1	TUBE - engine breather
11963-00	1	TUBE - tailpipe support (tailpipe to muffler att. clamp)
11962-00	1	TUBE - tailpipe support (tailpipe to stack)
80122-20	2	WASHER - 3/4 x .266 x .062 - muffler support inst.
81342-19	1	WASHER - 1/2 O.D. - carb. heater installation
85012-47	21	WASHER - fibre 1/2 x .191 x .062 - cowl installation





FUEL SYSTEM SECTION -- MODEL PA-16

<u>PART NUMBER</u>	<u>PER SHIP</u>	<u>NOMENCLATURE</u>
11967		DRAWING - fuel system installation - less wing tank
71991-00	1	BRACKET ASSY. - fuel strainer
11664-00	1	CAP ASSY. - fuel tank - fuselage
454 009	1	CAP - fuel tank - wing
80032-02	1	CLAMP - offset - fuel tank - throttle attach
10686-00	1	FLOAT ASSY. - fuel gauge
462 039	1	GAUGE ASSY. - fuel - wing tank
- 10676-08	1	GASKET - fuel gauge bottom (blank)
85012-51	1	GASKET - fuel gauge - top
10676-03	1	GLASS
10676-04	1	PLUG
11970-00	1	LINE ASSY. - fuel - rear tank to tee
11972-00	1	" " - fuel - front tank to tee
11973-00	1	" " - fuel - tee to valve
11974-00	1	" " - fuel - valve to strainer
11975-00	1	" " - fuel - fuse tank to valve
70322-32	1	" " - flexible - fuel - strainer to carb.
11976-00	1	PLATE - fuel valve
451 100	1	PRIMER ASSEMBLY
468 340	2	PRIMER - jet - straight
11977-02	1	ROD - fuel valve
11612-03	2	STRAP ASSY. - fuel tank - fuselage-right side
11612-05	2	STRAP ASSY. - fuel tank - fuselage-left side
72302-00	1	STRAINER ASSY. - fuel
455 625	1	BOWL (EZ drain type is Part #750 857)
750 271	1	COVER-fuel strainer
85012-32	1	GASKET-fuel strainer
72302-03	1	NUT - fuel strainer bowl-seat
750 272	1	SCREEN - fuel strainer bowl
750 273	1	SEAT -fuel strainer bowl
750 268	1	WIRE ASSY. - bail
72091-00	1	STRAINER ASSY. - fuselage tank - finger
80111-00	2	STUD - tank strap installation
10016-15	6	STRIPS - felt - tank strap
11590-06	1	TANK ASSY. - fuel - (fuselage)
11662-00	1	GAUGE ASSY. - fuel - fuselage tank
70151-00	1	PLUG - drain
85012-50	1	WASHER
70281-02	1	COLLAR - male
10849-11	1	TANK ASSY. - fuel - wing
10143-20	1	TUBE ASSY. - 10 1/2" - primer line - copper
10143-61	1	" " - 2 1/2" - primer line - copper
10143-65	2	" " - 52" - primer line - copper-inlet and outlet
11383-00	1	VALVE ASSY. - fuel - shut-off
80122-48	1	WASHER - rubber - fuselage tank - neck



OPTIONAL EQUIPMENT SECTION - MODEL PA-16

<u>PART NUMBER</u>	<u>PER SHIP</u>	<u>NOBENCIATURE</u>
751 139	1	KIT - single antenna inst. (less loading coil C204-13379) Purchase from Belmont Radio Corp., Chicago 39, Ill.
751 137	1	KIT - vee antenna installation (less loading coil C204-13379) (Special) Purchase from Belmont Radio Corporation.
751 115	1	KIT - float installation (less Edo Floats (Purchase from Edo Float Corp., College Point, New York, Per their Drawing 05525).
751 113	1	KIT - landing light installation
751 136	1	KIT - navigation light installation
751 116	1	KIT - radio installation (less Belmont Radio Model ATR-1-P, Purchased from Belmont Radio Corp., Chicago 39, Ill.)
31251-00	2	CLAMP - retainer - Used when brake assembly is not removed when installing Ski Assembly Kit, Model A-2000-A, Purchased Federal Aircraft Works, Minneapolis, Minnesota
751 011		HANDLE & LOCK ASSY. - outside with keys, less latch
751 138	1	KIT - cockpit spotlight installation
751 007	1	KIT - priming - 4 cylinder

