

Headquarters in London

Notting Hill, London, England

Architect

Alford Hall Monaghan Morris
London, England

Student

Jalen Davis

Index of Sheets

SHT. NO.	SHT. TITLE	UNIT 1: FRAMING SYSTEMS DD MON YYYY	UNIT 2: VERT. CORE COORD. DD MON YYYY	UNIT 3: HORIZ. LAYOUT COORD. DD MON YYYY	UNIT 4: ENCLOSURE SYSTEMS DD MON YYYY	UNIT 5: ENCLOSURE DETAILS DD MON YYYY	UNIT 6: INDUSTRY PRACTICE DD MON YYYY	UNIT 7: RECAPITULATION DD MON YYYY
G000	COVER SHEET	p	p	p	p	p	p	F
A001	3D OVERLAY [SW] - ENCLOSURE SYSTEMS				p	p	p	F
A002	3D OVERLAY [NE] - ENCLOSURE SYSTEMS				p	p	p	F
A003	3D UNDERLAY [NE] - MECHANICAL SYSTEMS		p	p				F
A004	3D UNDERLAY [SW] - STRUCTURAL SYSTEMS	p	p					F
A100	PLAN LEVEL 0 - OVERALL - BLW. GRADE LVL.		p			p		F
A110	PLAN LEVEL 1 - OVERALL - GRADE LEVEL	p	p				p	F
A130	PLAN LEVEL [3] (L3) - OVERALL - UPPER LEVEL	p	p	p	p			F
A131	PLAN L[3] - SECTOR 1 (S1) - CORE (1:96)	p	p	p				F
A133	PLAN L[3] - SECTOR 3 (S3) - ENVEL N (1:96)	p	p	p	p			F
A180	PLAN L[20] - OVERALL - ROOF LEVEL					p		F
A230	REFL. CLG. PLAN L[3] - OVERALL			p				F
A301	ELEVATION [WEST] - OVERALL	p	p		p	p	p	F
A302	ELEVATION [SOUTH] - OVERALL	p	p		p	p	p	F
A313	ELEVATION [EAST] - S[3] - ENVEL. [N] (1:96)				p	p	p	F
A331	BLDG. SECTION - OVERALL	p	p	p			p	F
A332	BLDG. SECTIONS - S1 - CORE (1:96)	p	p					F
A333	3D BLDG. SCTN. - L[3] BELOW CLG.		p	p				F
A334	3D BLDG. SCTN. - L[3] ABV. CLG. & CORE		p	p				F
A351	WALL PLAN AREA L[3] - S[3] - ENVEL. [N] (1:48)	p		p	p	p	p	F
A352	WALL SECTION - S[3] - ENVEL. [N] (1:48)					p	p	
A381	3D WALL SCTN. - S[3] - ENVEL. [N]					p	p	F
A382	3D WALL ELEV. - AT NON-TYP./DESIGN DTL.					p	p	F
A401	PLAN DTL. L[3] - S[3] - TYP. WALL/COL. (1:08)	p			p			F
A402	PLAN DTL. L[3] - S[3] - TYP. WALL/CORNER (1:08)	p			p			F
A403	PLAN DTL. L[X] - AT NON-TYP./DSGN. DTL. (1:08)					p	p	F
A451	SCTN. DTL. L[3] - S[3] - TYP. WALL/FLOOR (1:08)	p			p			F
A453	SCTN. DTL. L[X] - AT NON-TYP./DSGN. DTL. (1:08)					p		F
A454	SCTN. DTL. L[20] - S[3] - AT ROOF (1:08)					p		F
A701	INT. PLAN AREA & ELEV. - TOILET RM. (1:48)		p					F

ISSUED FOR: DATE:

p — PROGRESS (UNIT INFO. REQS. MET)
F — FINAL (INDIV. DRAWING REQS. MET)
r — RECAP (SET DRAWING REQS. MET)

LTU CoAD ARC 2323

Construction Systems 2

Jalen Davis, Spring 2020

Project Source

Headquarters in London
London, England
Alfred Hall Monaghan Morris

Sheet Issued

08Jan2018

Sheet Title

Cover Sheet

G000

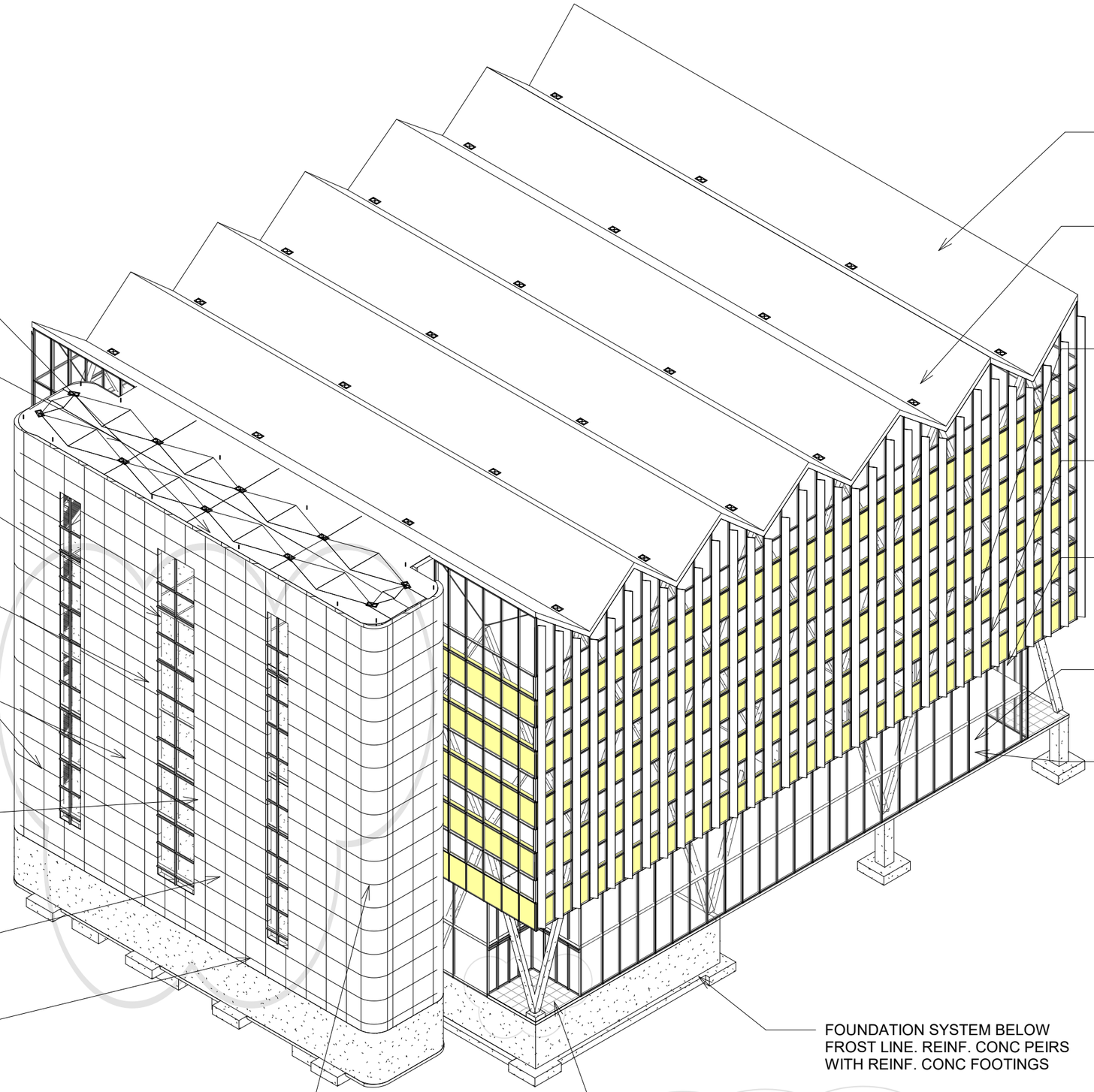

HOLLOW STRUC. STEEL (HSS) COLUMNS: 8X8X1/2 (TYP. AT CORE)

PRIMARY HVAC EQUIPMENT LOCATED AT TOP AND BOTTOM FLOORS. MAIN SUPPLY/RETURN FEEDING DUCTS LOCATED IN CONT. VERTICAL SHAFTS

PLUMBING AND FIRE PROTECTION SYSTEMS LOACTED IN CONT. VERTICAL SHAFTS

ELEC. & COMM. SYSTEMS PRIMARY DISTRIBUTION AT BUILDING CORE. CONDUIT RISERS LOCATED IN VERTICAL SHAFTS

VERTICAL CIRCULATION ELEMENTS, STAIRS AND ELEVATORS, ARE LOCATED WITHIN CONT. VERT. SHAFTS

PRE-FINISHED METAL RAINSCREEN WITH CLADDING PANELS OVER CONT. RIGID INSUL. AND 6" BACKUP WALL. TYP. AT ALL CORE AREA WALLS

ALL VERTICAL BUILDING SYSTEMS AT THIS LOCATION (BUILDING CORE)

12" REINF. CAST IN PLACE CONC. FOUNDATION WALL BELOW GRADE (TYP.)

HSS 8X8 STEEL TRUSS MEMBERS FRAME ROOF ROOF STRUCTURE (TO BE DEVELOPED)

DIAG. FRAMING TO SUPPORT SAW-TOOTH ROOF SYSTEM, SLOPE FOR DRAINAGE, TYPICAL. SEE STRUCTURAL DRAWINGS FOR SPECIFICATIONS.

MULLION SYSTEM FOLLOWS STRUCTURAL LAYOUT & IS EVENLY DIVIDED INTO 5 PANELS PER BAY (TYP.)

2-1/2" X 5" PRE-FINISHED ALUM. MULLIONS SURROUND ALL EXT. ENCL. PANELS (TYP.)

SPANDREL GLASS SYSTEM IN PRE-FINISHED ALUMINUM CURTAINWALL SYSTEM, YELLOW FINISH MATERIAL

8" CAST IN PLACE CONC. SLAB 1' BELOW GRADE (TYP.)

COMMERCIAL RAISED 2" METAL DECK FLOORING SYSTEM (TYP.)

FOUNDATION SYSTEM BELOW FROST LINE. REINF. CONC PEIRS WITH REINF. CONC FOOTINGS

PANELS CURVE AT CORNERS OF CORE AREA OF BUILDING.

SEE FINISH DETAILS FOR EXTERIOR FLOOR FINISH MATERIAL SPECIFICATIONS.

1 3D SW Enclosure Systems

LTU CoAD ARC 2323

Construction Systems 2

Jalen Davis, Spring 2020

Project Source

Headquarters in London
London, England
Designer

Sheet Issued

03/25/20

Sheet Title

3D Overlay SW - Enclosure Systems

A001

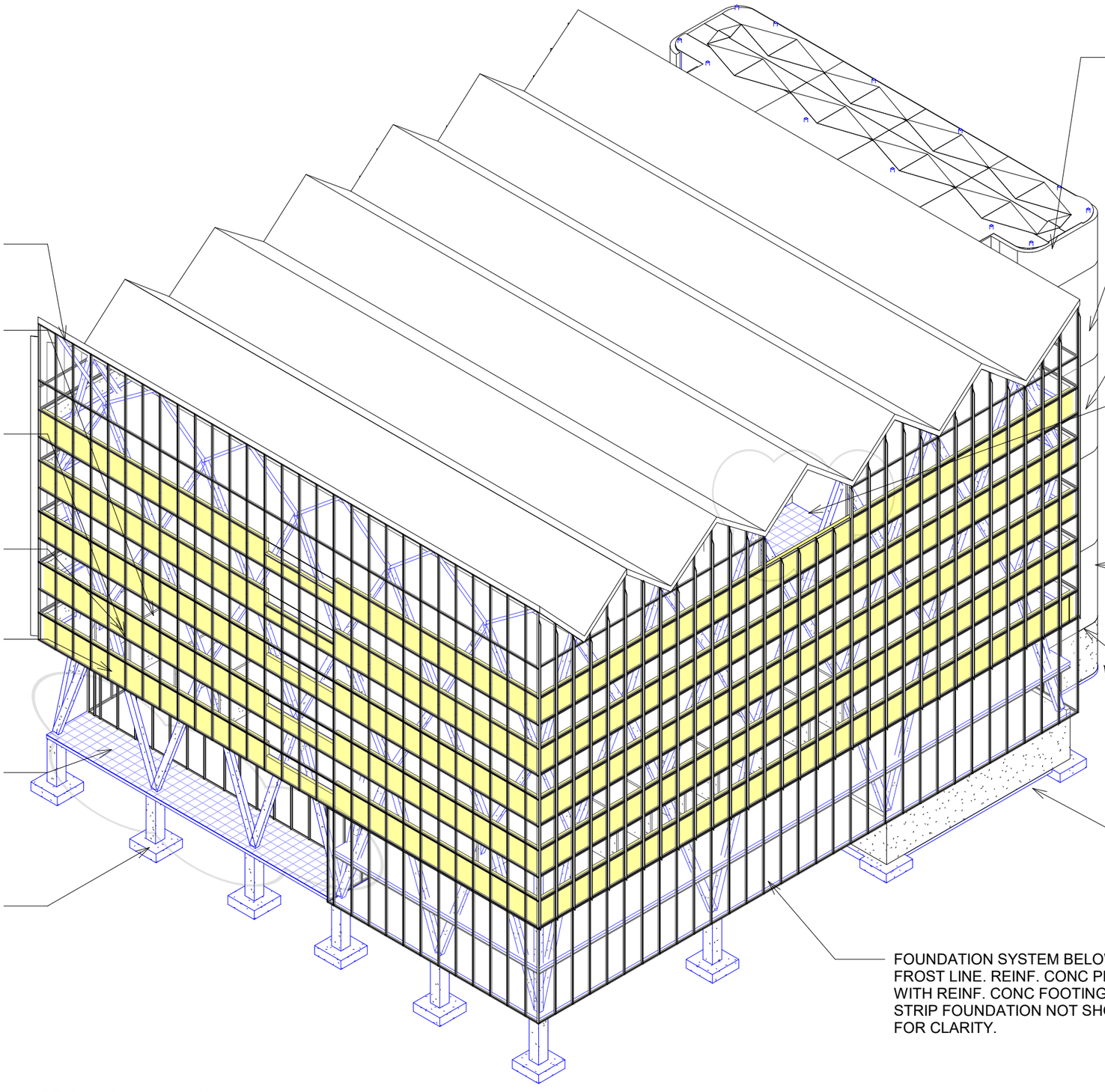

HSS 8X8 TRUSS MEMEBERS. ROOF EPDM ON 3" INSUL. BOARD ON 2" METAL DECK (NOT SHOWN FOR CLARITY)

VERTICAL SUPPORT FRAMING: REINFORCED CONCRETE COLUMNS

PERIMETER ACCESS FLOOR SUPPORT: 10" REINFORCED CONCRETE BEAM BELOW FINISH FLOOR, WITH 8" CONCRETE FLOOR SLAB 12" BELOW FLOOR LEVEL, TYPICAL.

2-1/2" X 5" PRE-FINISHED ALUM. MULLIONS SURROUND ALL EXT. ENCLOSURE PANELS (TYP.)

METAL PANELS SET INSAME MULLION FRAME SYSTEM AS CURTAINWALL SYS. (TYP.)

SEE FINISH DETAILS FOR EXTERIOR FLOOR FINISH MATERIAL SPECIFICATIONS.

30" X 30" CONCRETE ISLOATED PIER FOUNDATIONS

PRIMARY HVAC EQUIPMENT LOCATED AT TOP AND BOTTOM FLOORS. MAIN SUPPLY/RETURN FEEDING DUCTS LOCATED IN CONT. VERTICAL SHAFTS

PLUMBING AND FIRE PROTECTION SYSTEMS LOACTED IN CONT. VERTICAL SHAFTS

ELEC. & COMM. SYSTEMS PRIMARY DISTRIBUTION AT BUILDING CORE. CONDUIT RISERS LOCATED IN VERTICAL SHAFTS

OPENING FOR PATIO AT TOP CENTER AREA.

OPAQUE ENCLOSURE AT THIS LOCATION TO BE DEVELOPED. PRE-FINISHED METAL RAINSCREEN WITH CLADDING PANELS OVER CONT. RIGID INSUL. AND 6" BACKUP WALL. TYP. AT ALL CORE AREA WALLS

VERTICAL CIRCULATION ELEMENTS, STAIRS AND ELEVATORS, ARE LOCATED WITHIN CONT. VERT. SHAFTS

ALL VERTICAL BUILDING SYSTEMS AT THIS LOCATION (BUILDING CORE)

12" REINF. CAST IN PLACE CONC. FOUNDATION WALL BELOW GRADE (TYP.)

FOUNDATION SYSTEM BELOW FROST LINE. REINF. CONC PEIRS WITH REINF. CONC FOOTINGS. STRIP FOUNDATION NOT SHOWN FOR CLARITY.

1 3D NE Enclosure Systems

LTU CoAD ARC 2323

Construction Systems 2

Jalen Davis, Spring 2020

Project Source

Headquarters in London
London, England
Designer

Sheet Issued

03/25/20

Sheet Title

3D Overlay NE - Enclosure Systems

A002

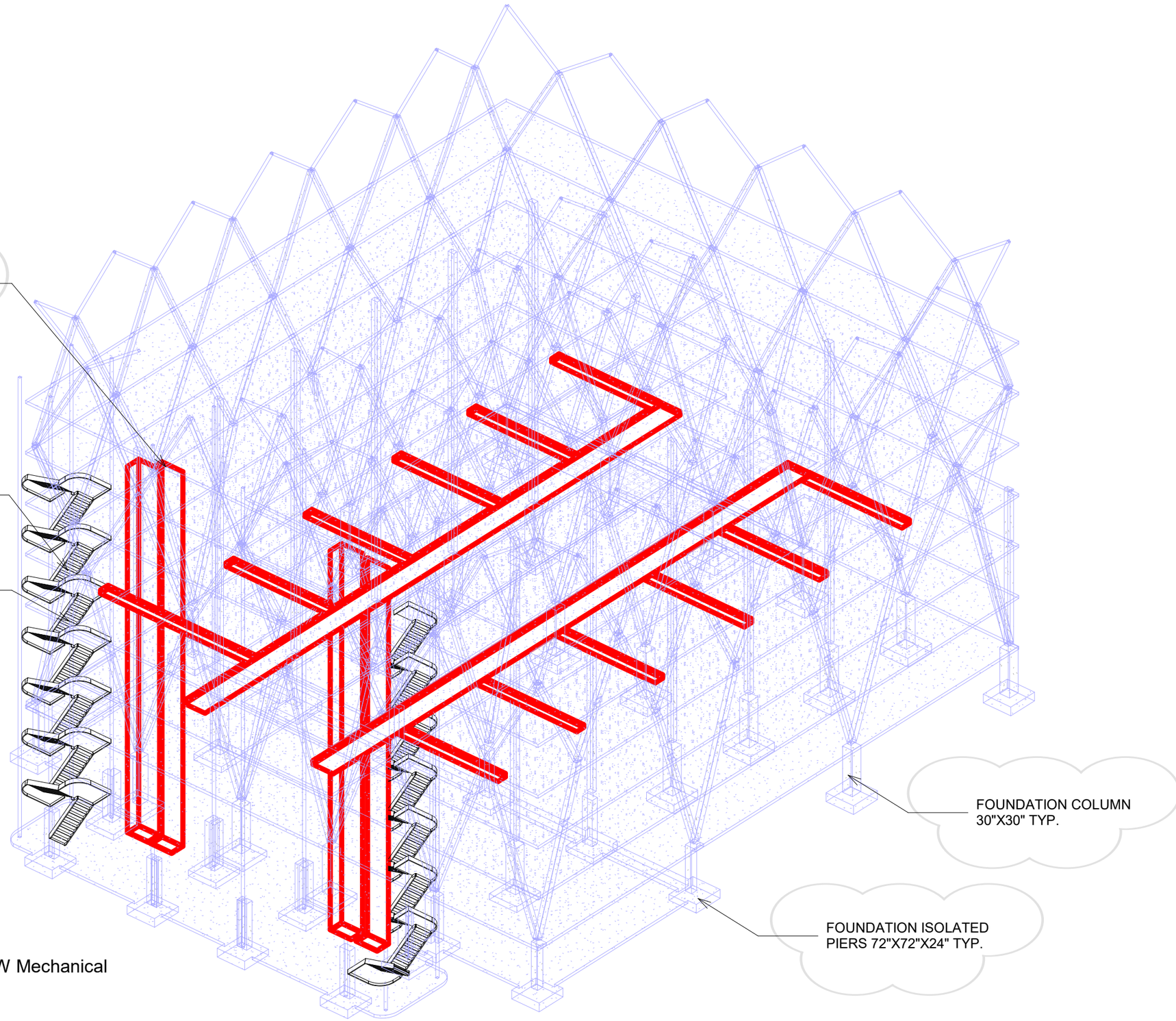

1 3D SW Mechanical

LTU CoAD ARC 2323

Construction Systems 2

Jalen Davis. Spring 20

Project Source

Headquarters in London
London, England
Designer

Sheet Issued

02/11/20

Sheet Title

3D SW Mechanical

A003

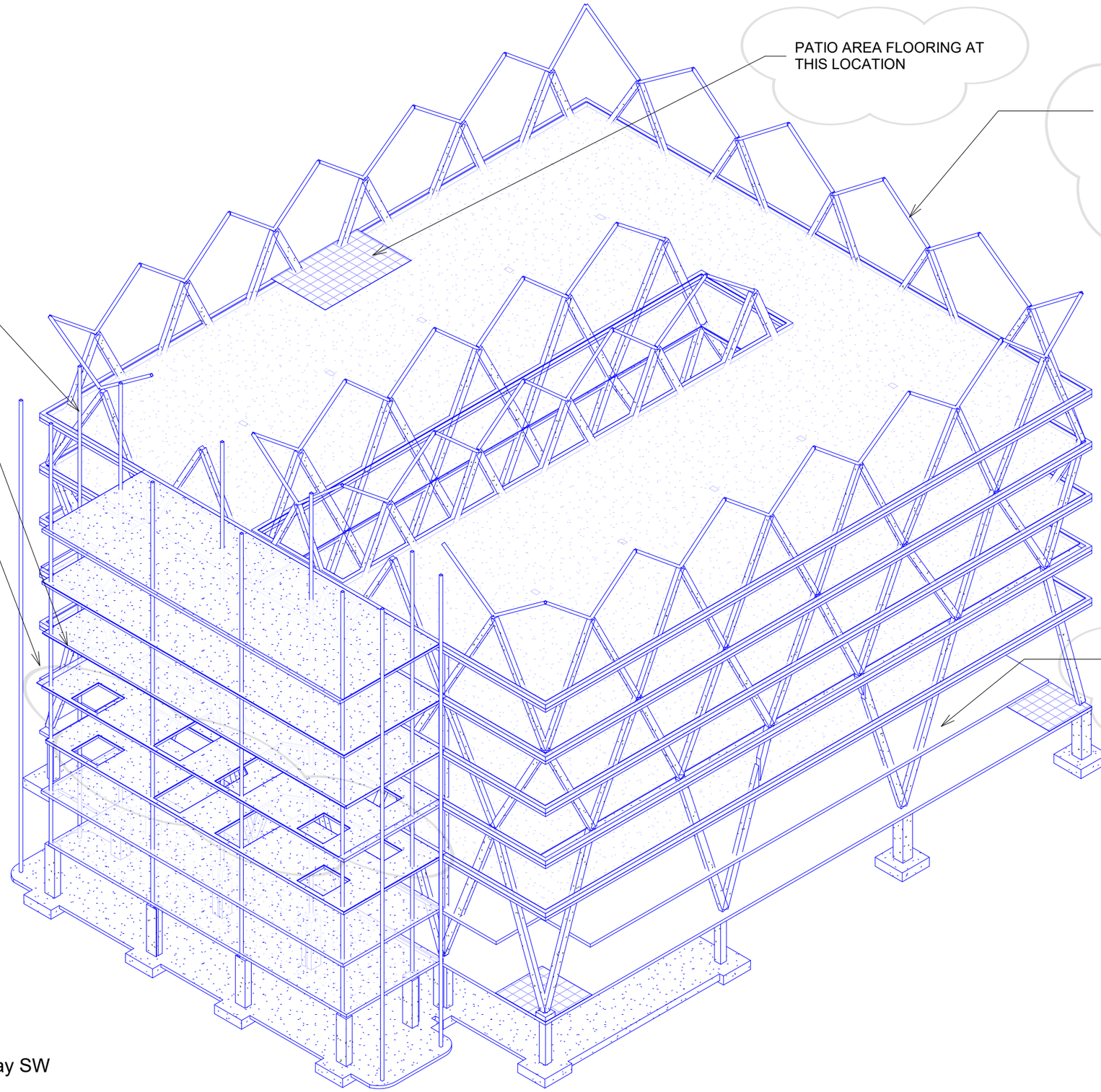

1 3D Underlay SW

(c) 2017 Lawrence Technological University | CoAD

Workshop Revit 1

Jalen Davis, SP 20

Project Source

Headquarters in London
London, England
Designer

Sheet Issued

01/26/20

Sheet Title

3D Underlay SW

A004

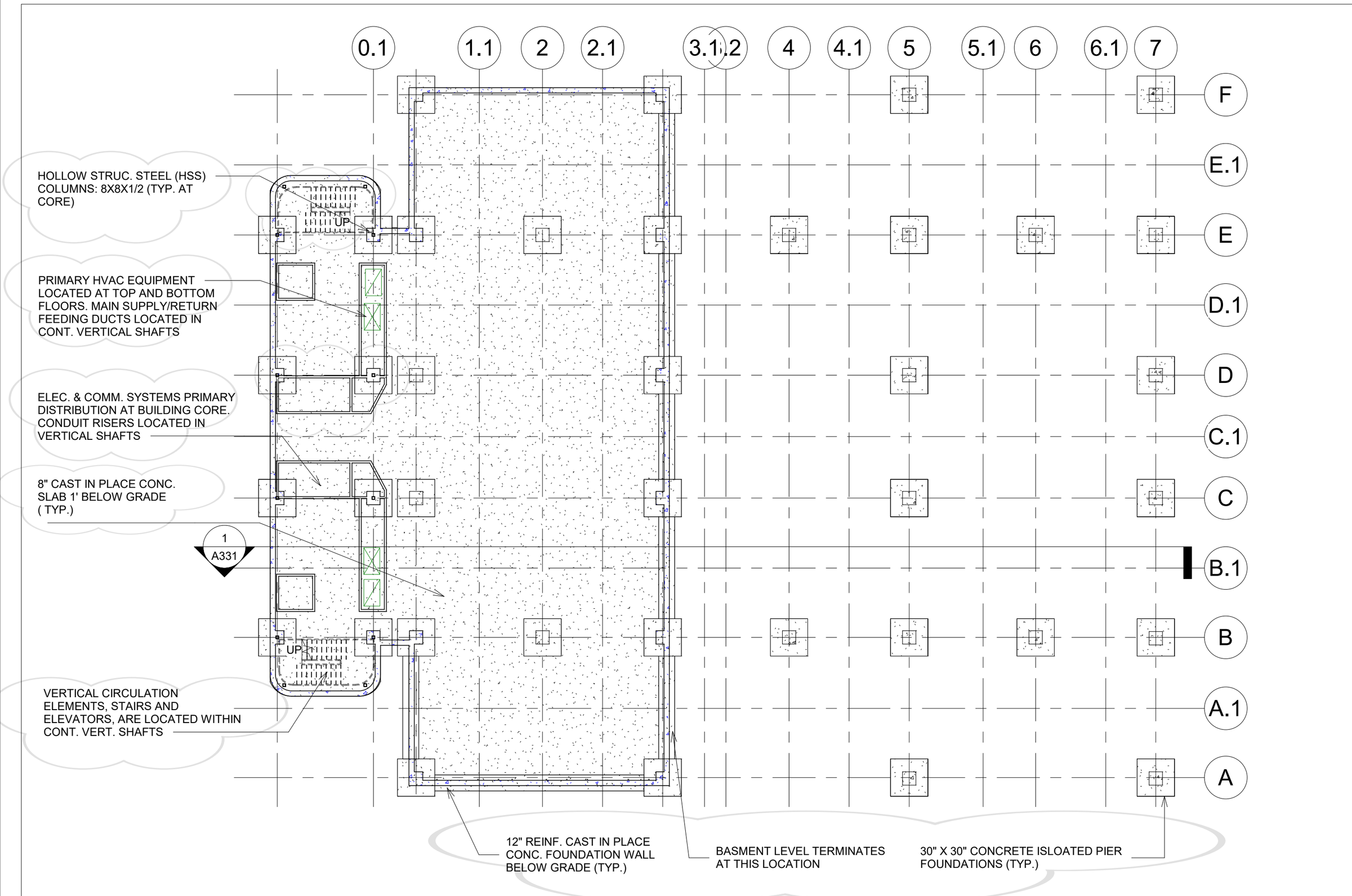

LTU CoAD ARC 2323

Construction Systems 2

Jalen Davis, Spring 20

Project Source

Headquarters in London
London, England
Designer

Sheet Issued

02/20/20

Sheet Title

Plan Level 0

A100

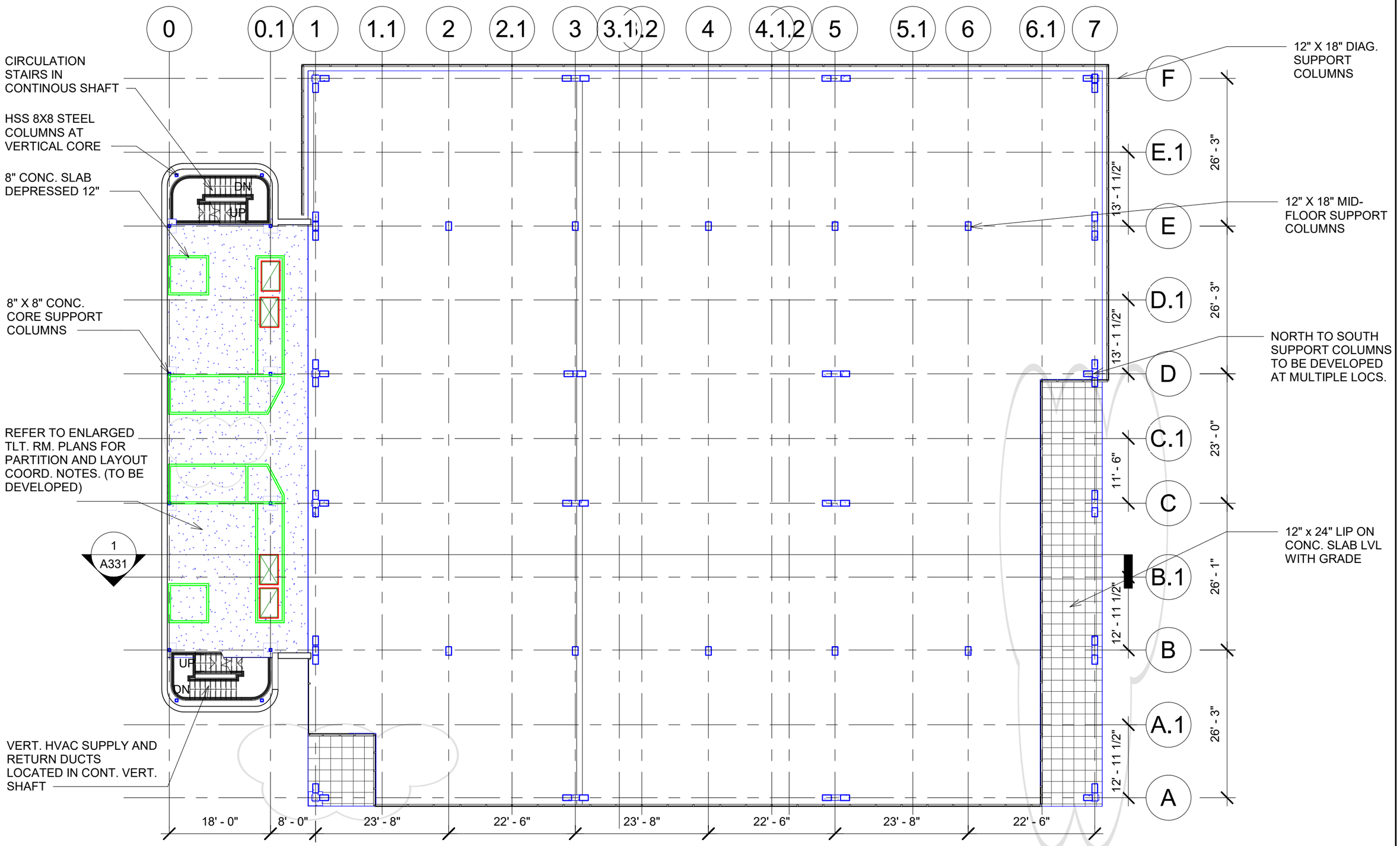

1 Plan Level 1
1/16" = 1'-0"

LTU CoAD ARC 2323

Construction Systems 2

Jalen Davis, Spring 2020

Project Source

Headquarters in London
London, England
Alford Hall Monaghan Morris

Sheet Issued

08Jan2018

Sheet Title

Plan Level 1

A110

TYP, INTERIOR FURNITURE LAYOUT

8"X8" CONC. COLUMN SUPPORTS AT BOTH SIDES OF CONTINUOUS RIBBON STAIR, TYPICAL.

8" CONC. FLOOR SLAB FLUSH WITH MAIN AREA'S RAISED ACCESS FLOOR SYSTEM, TYPICAL AT ALL CORE FLOOR LEVELS.

PLUMBING CHASE AT THIS LOCATION TO BE DEVELOPED

ELEVATORS IN CONTINUOUS SHAFT TO BE DEVELOPED

CENTRAL ATRIUM AREA

48"X84" ELEVATOR OPENING, TYPICAL.

FLOOR SLAB: 2" METAL DECK

CIRCULATION STAIRS LOCATED INSIDE CONTINUOUS SHAFT

12" X 18" INTERIOR COLUMNS

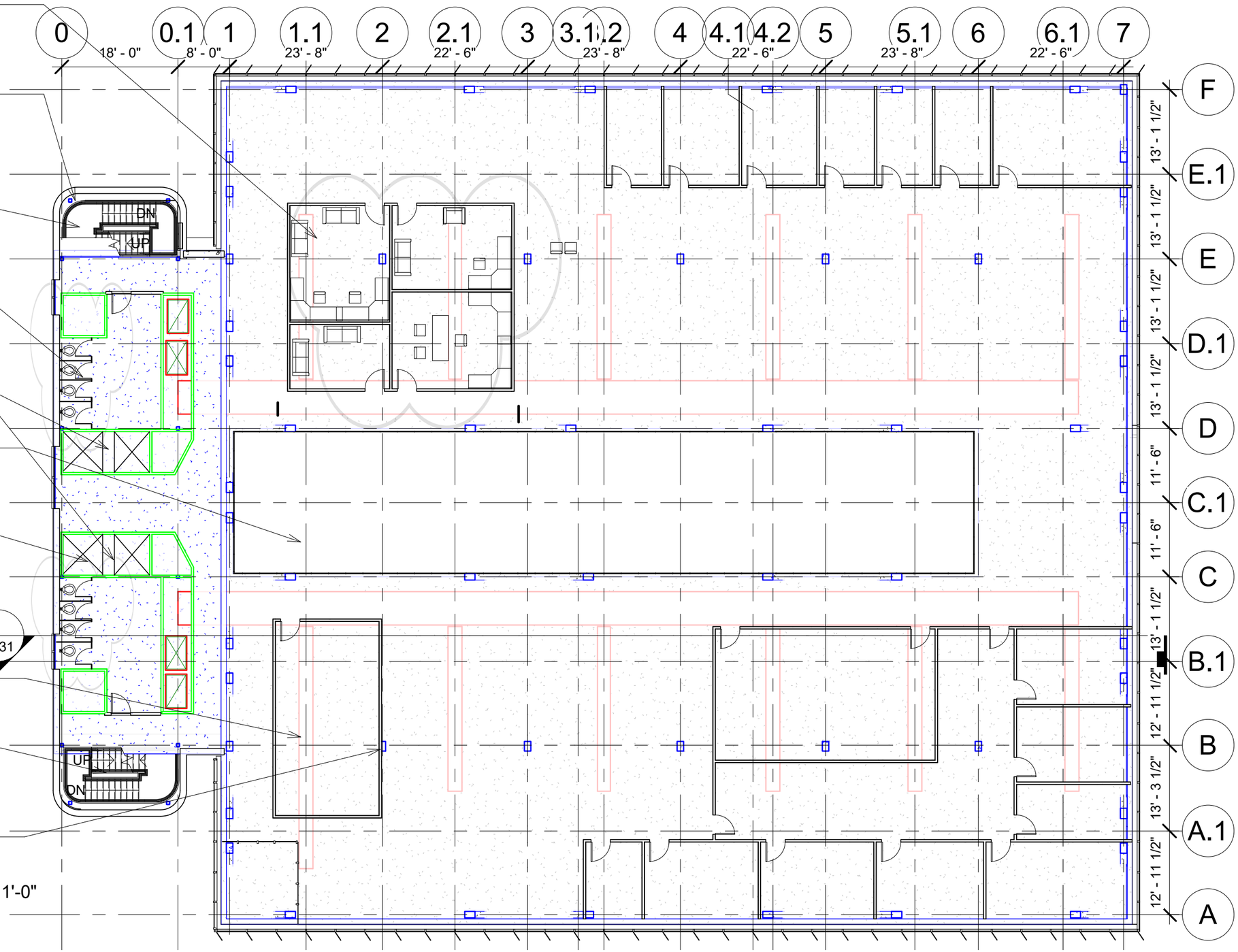

1 Level 3
1/16" = 1'-0"

(c) 2017 Lawrence Technological University | CoAD

Workshop Revit 1

Jalen Davis, Spring 20

Project Source
Headquarters in London
London, England
Designer

Sheet Issued
01/27/20

Sheet Title
Plan Level 3 (Upper Level)

A130

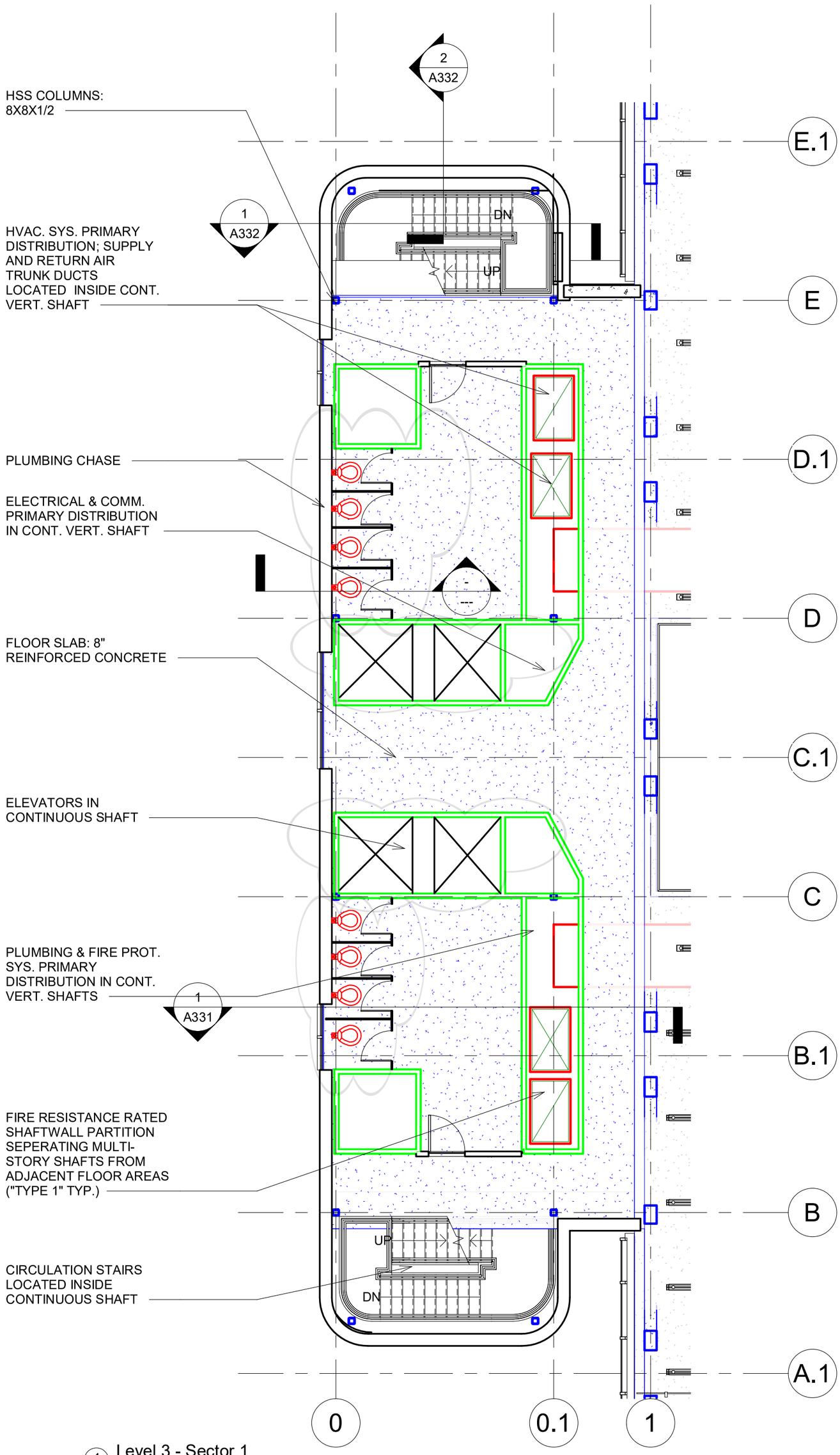

1 Level 3 - Sector 1
1/8" = 1'-0"

A131

Sheet Title	Sheet Issued	Project Source	LTU CoAD ARC 2323
Plan Level 3 (Upper Level)	01/27/20	Headquarters in London London, England Designer	Construction Systems 2 Jalen Davis, Spring 20

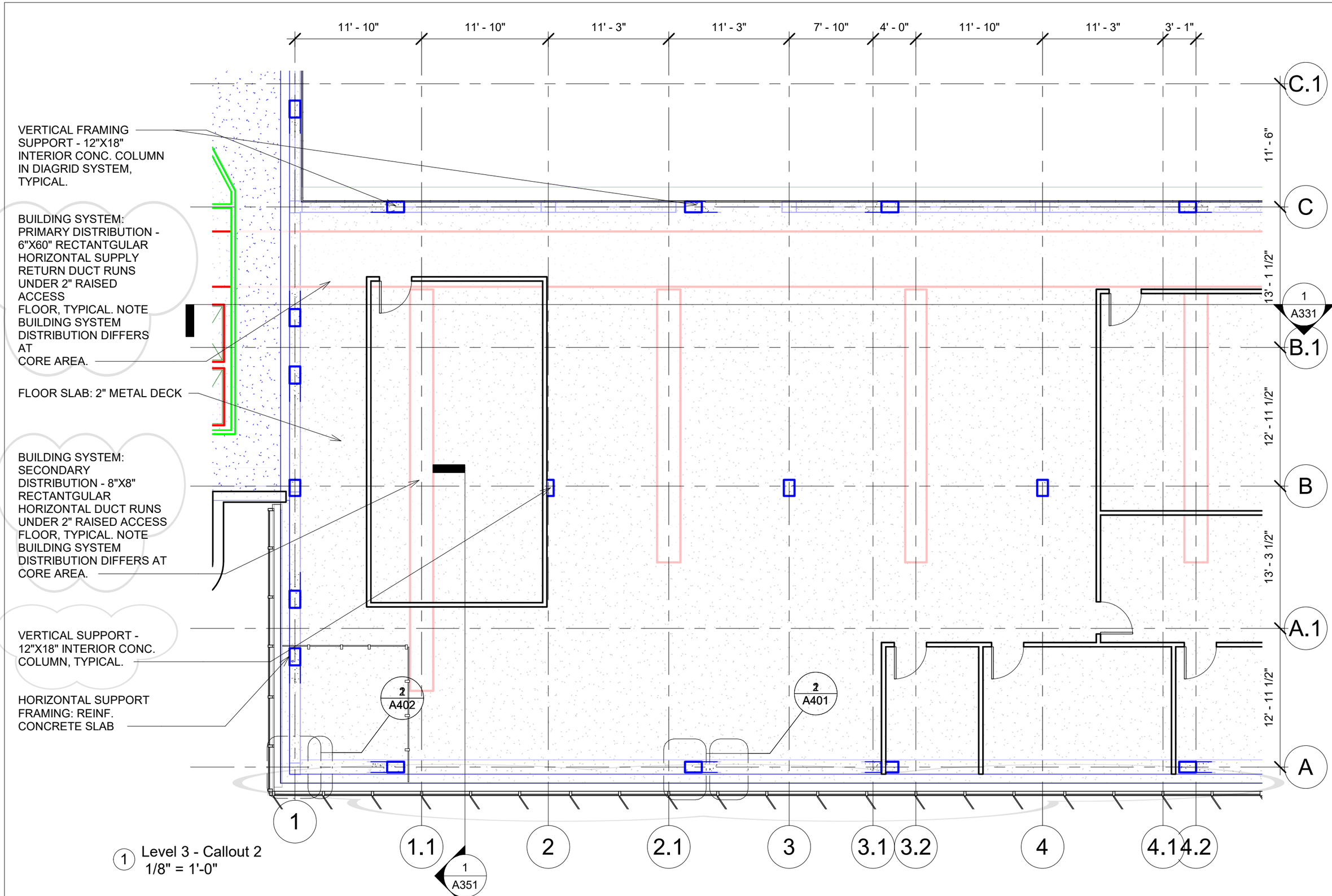

1 Level 3 - Callout 2
1/8" = 1'-0"

LTU CoAD ARC 2323

Construction Systems 2

Jalen Davis, Spring 20

Project Source

Headquarters in London
London, England
Designer

Sheet Issued

01/27/20

Sheet Title

Plan Level 3 (Upper Level)

A132

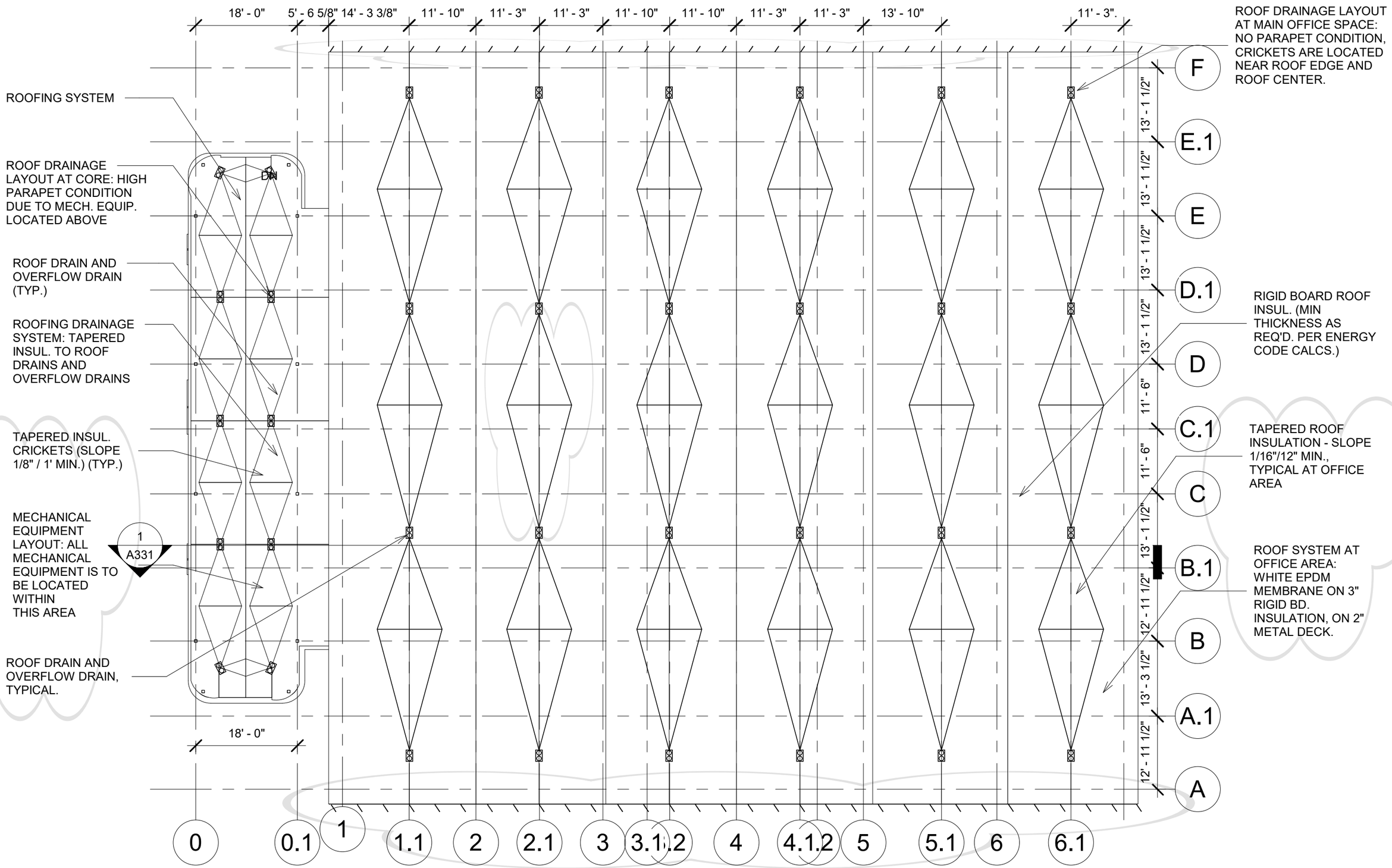

LTU CoAD ARC 2323

Construction Systems 2

Author

Project Source

Headquarters in London
London, England
Designer

Sheet Issued

04/24/20

Sheet Title

Plan Level 8 - Roof Level

A180

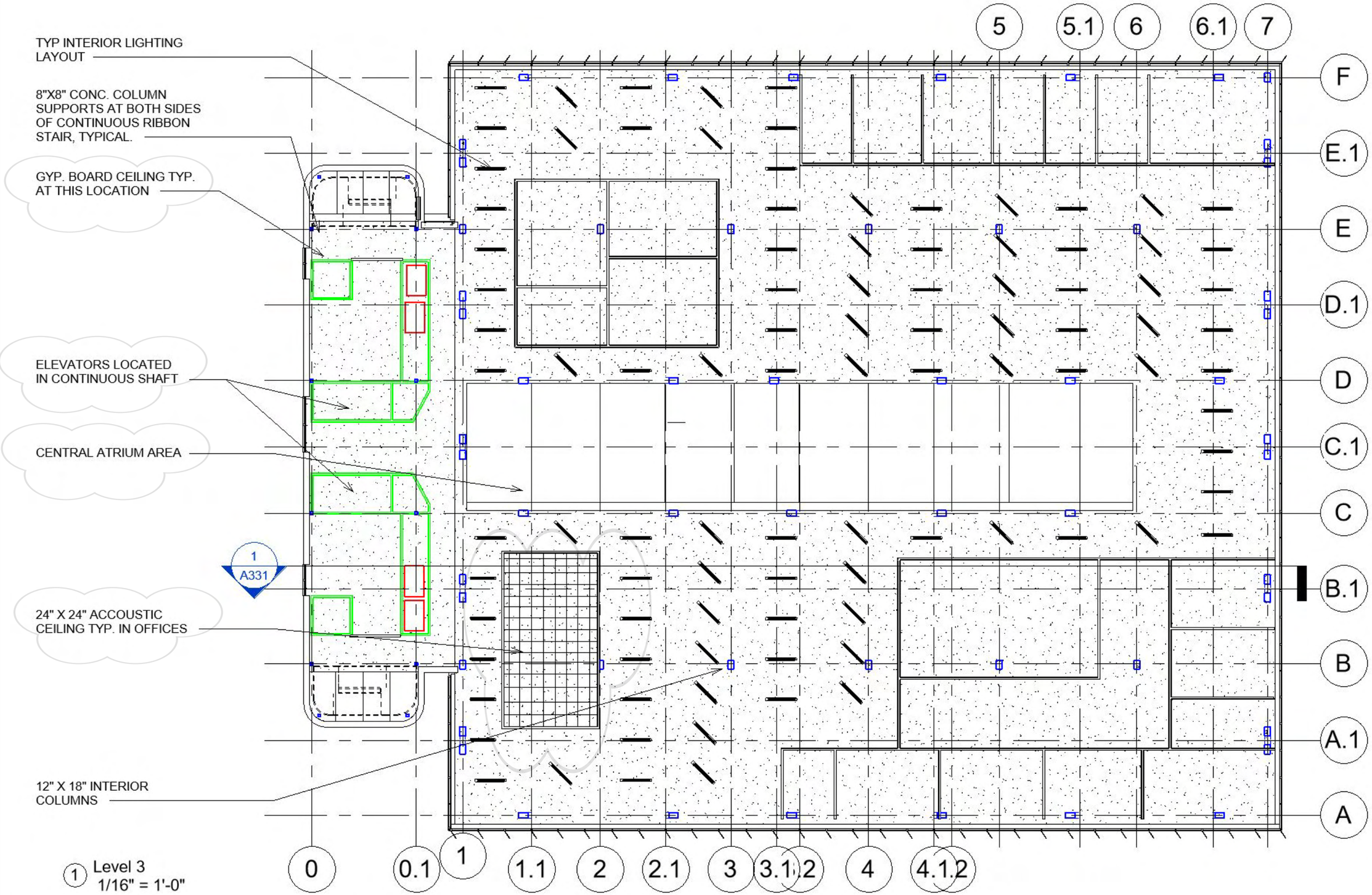

1 Level 3
1/16" = 1'-0"

LTU CoAD ARC 2323

Construction Systems 2

Jalen Davis, 2020

Project Source

Headquarters in London
London, England
Designer

Sheet Issued

03/03/20

Sheet Title

Reflected Ceiling Plan - Level 3

A230

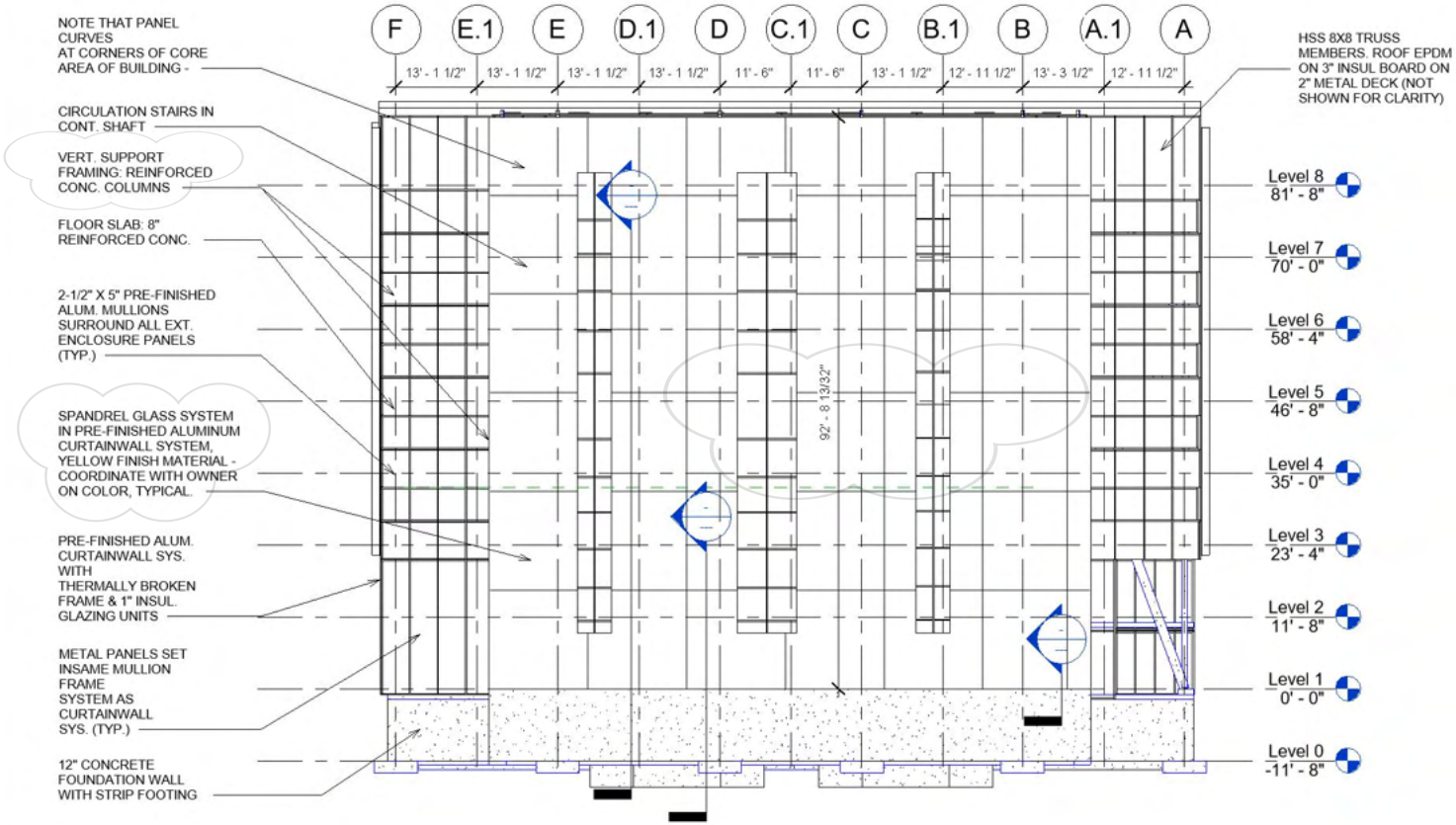

LTU CoAD ARC 2323

Construction Systems 2

Jalen Davis, Spring 20

Project Source

Headquarters in London
London, England
Designer

Sheet Issued

01/27/20

Sheet Title

West Elevation

A301

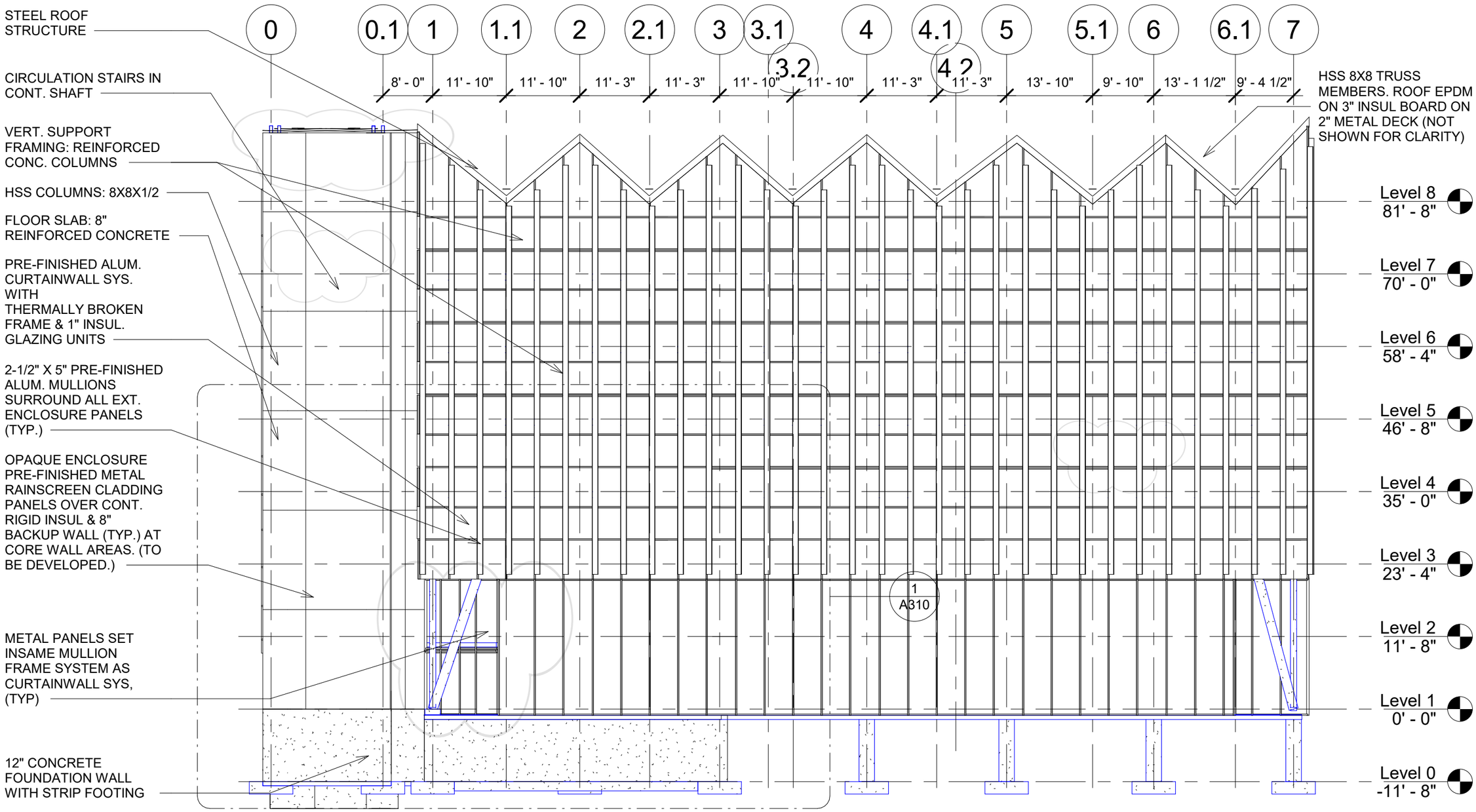

1 Elevation South
1/16" = 1'-0"

LTU CoAD ARC 2323
Construction Systems 2
Jalen Davis, Spring 20

Project Source
Headquarters in London
London, England
Designer

Sheet Issued
01/27/20

Sheet Title
South Elevation

A302

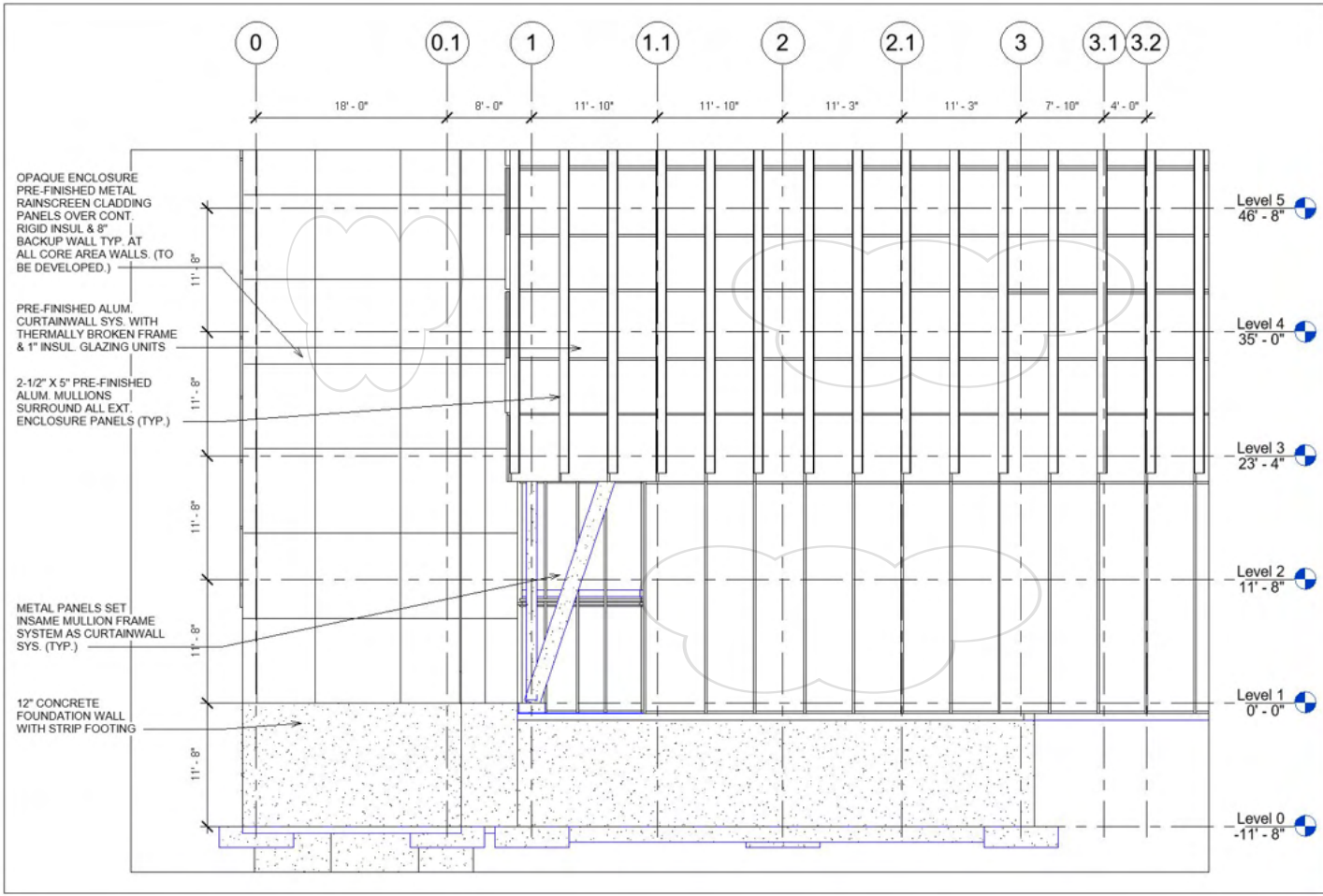

LTU CoAD ARC 2323

Construction Systems 2

Jalen Davis, Spring 2020

Project Source

Headquarters in London
London, England
Designer

Sheet Issued

03/31/20

Sheet Title

South Elevation - Enclosure

A310

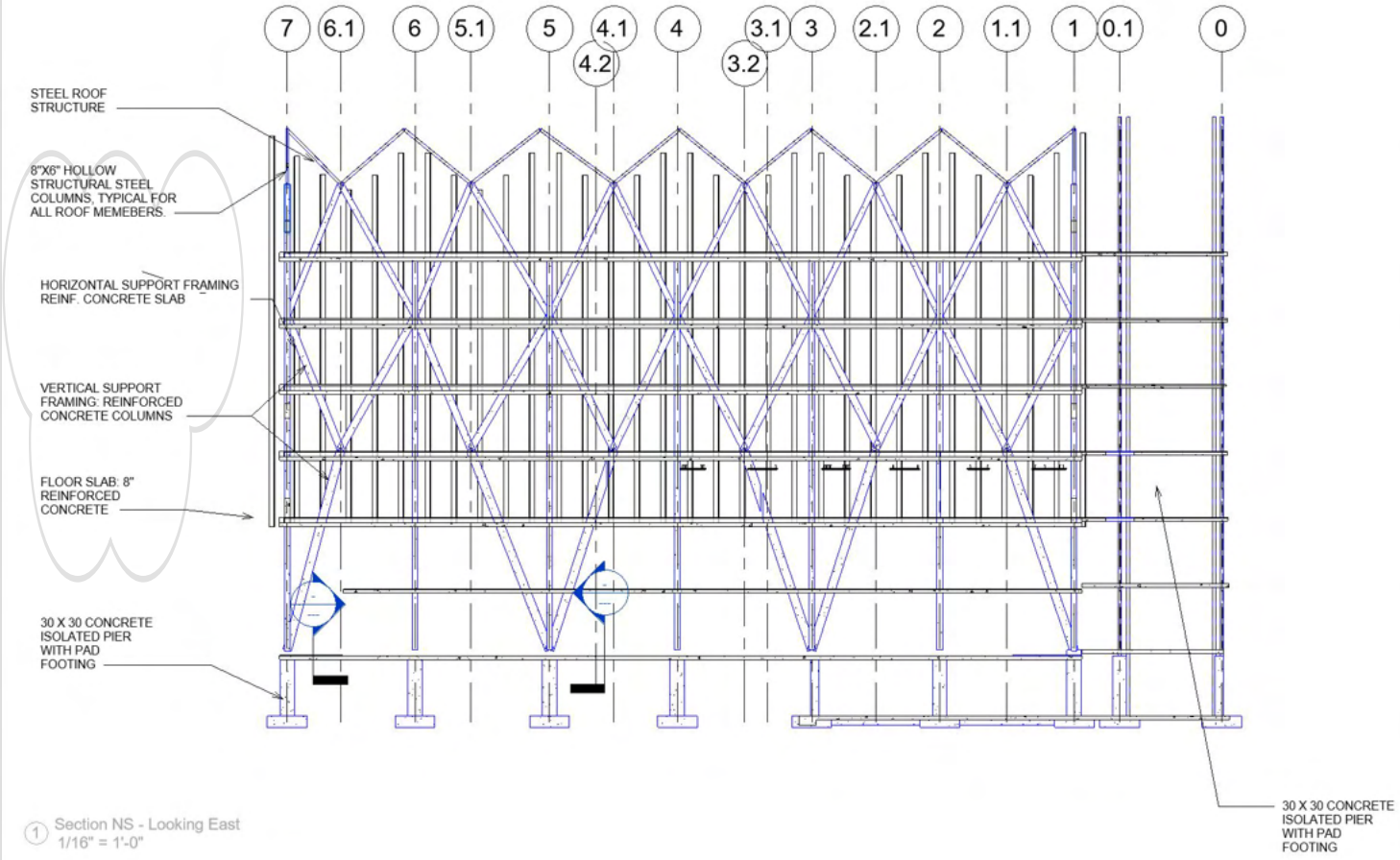

1 Section NS - Looking East
1/16" = 1'-0"

LTU CoAD ARC 2323
Construction Systems 2
Jalen Davis, Spring 20

Project Source
Headquarters in London
London, England
Designer

Sheet Issued
01/27/20

Sheet Title
Building Section - Overall

A331

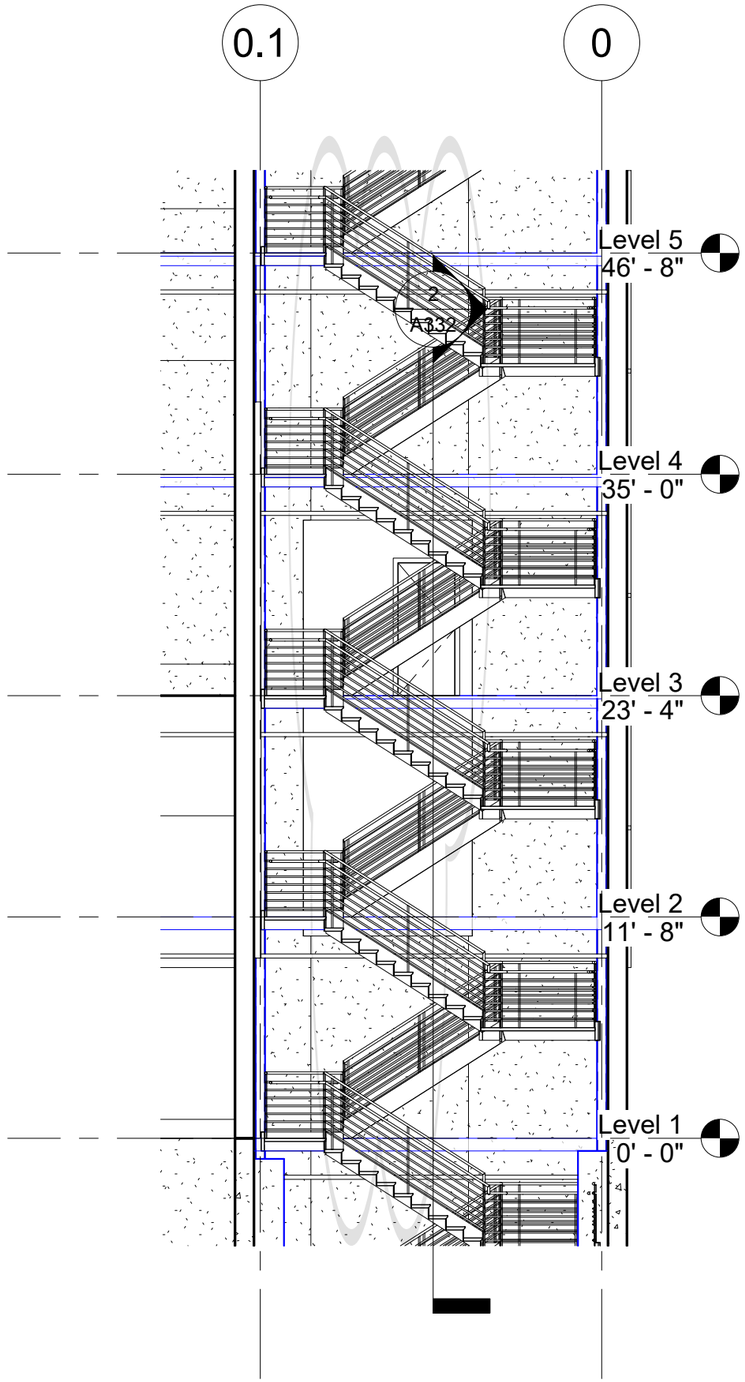

1 Stairs Lvl 1-4
1/8" = 1'-0"

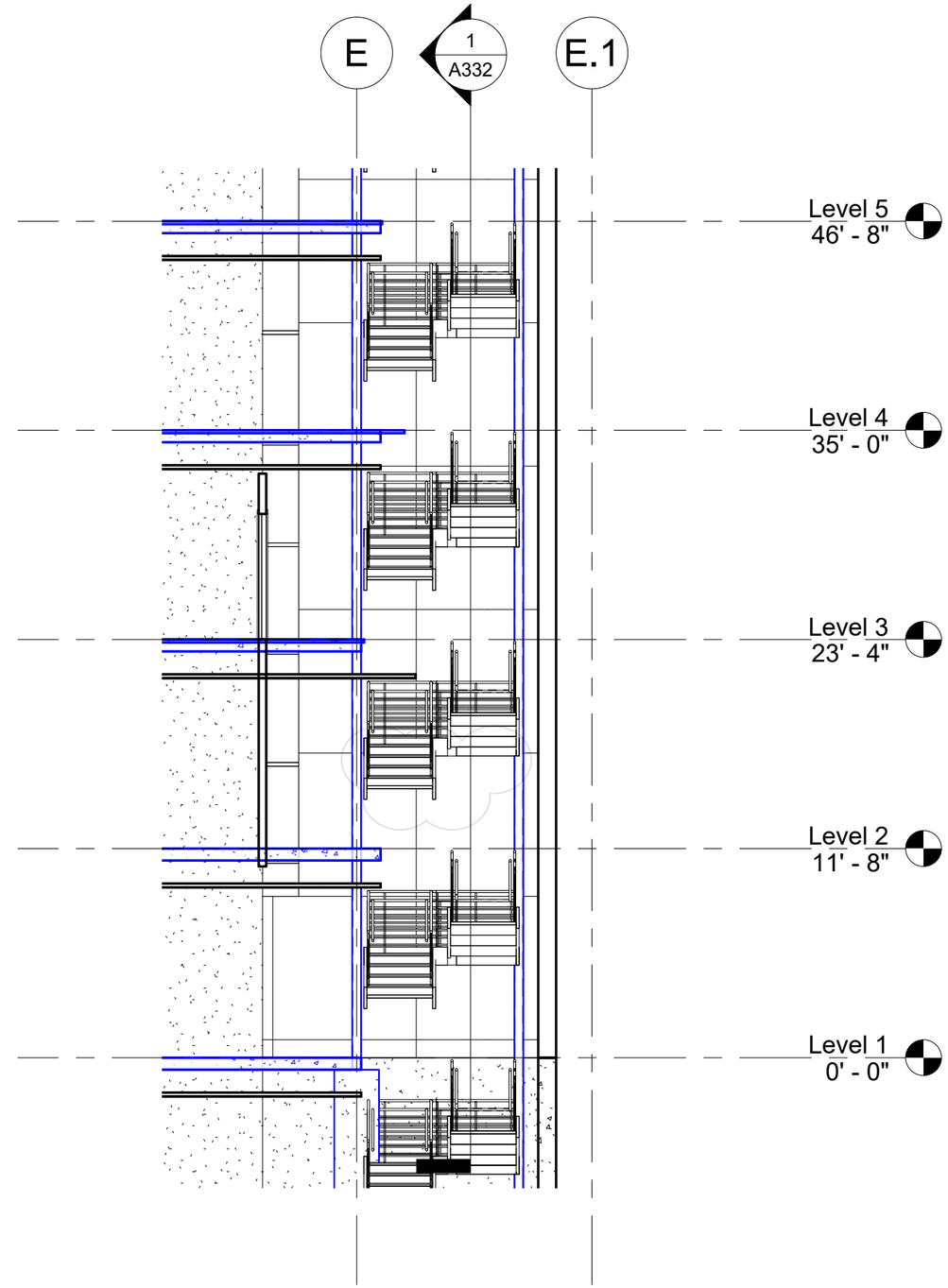

2 Section 2
1/8" = 1'-0"

LTU CoAD ARC 2323
Construction Systems 2
Jalen Davis, Spring 20

Project Source
Headquarters in London
London, England
Designer

Sheet Issued
01/27/20

Sheet Title
Building Sections - Level 1 Core

A332

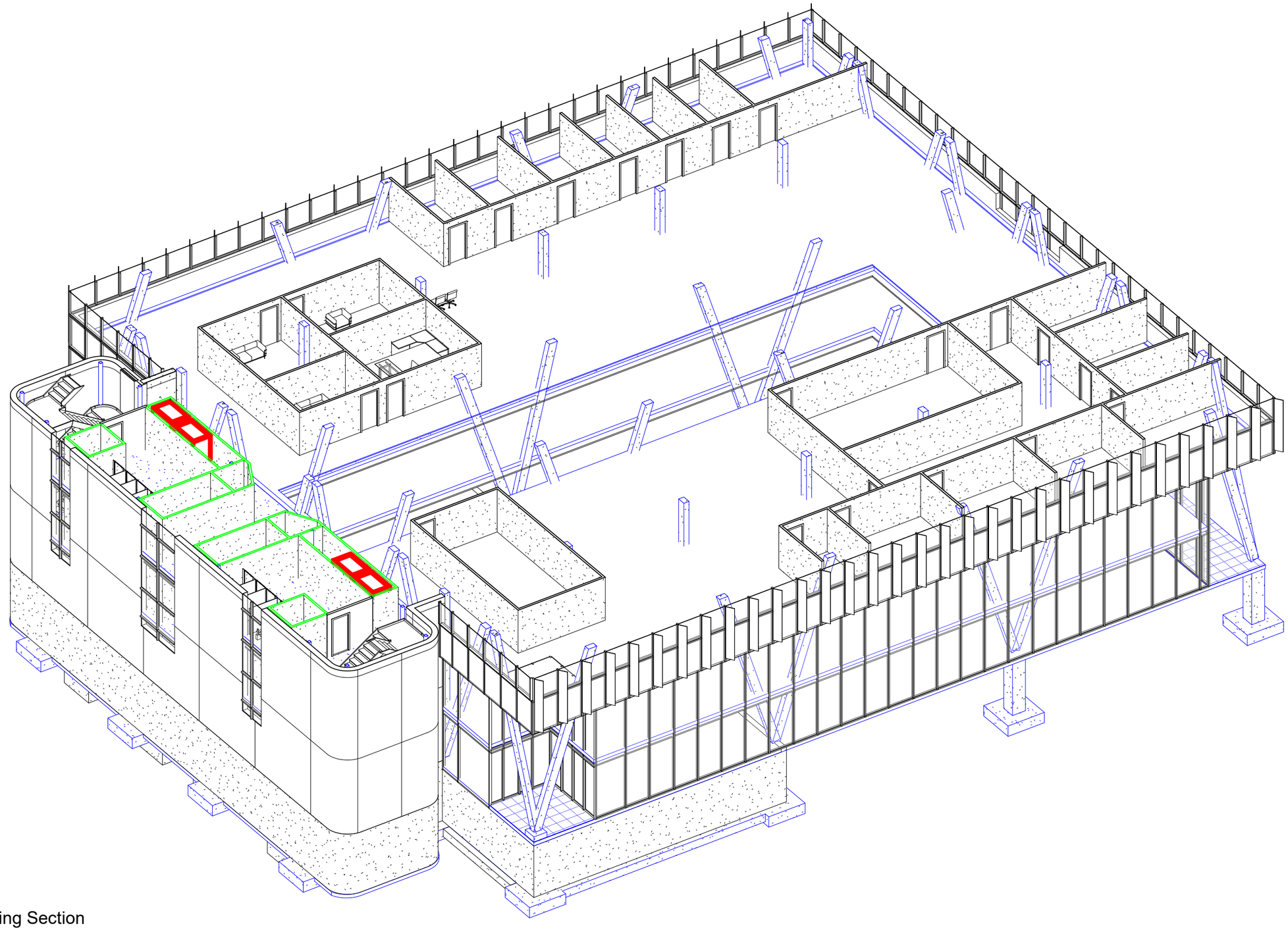

1 3D Building Section

LTU CoAD ARC 2323

Construction Systems 2

Author

Project Source

Headquarters in London
London, England
Designer

Sheet Issued

02/25/20

Sheet Title

3D Building Section

A333

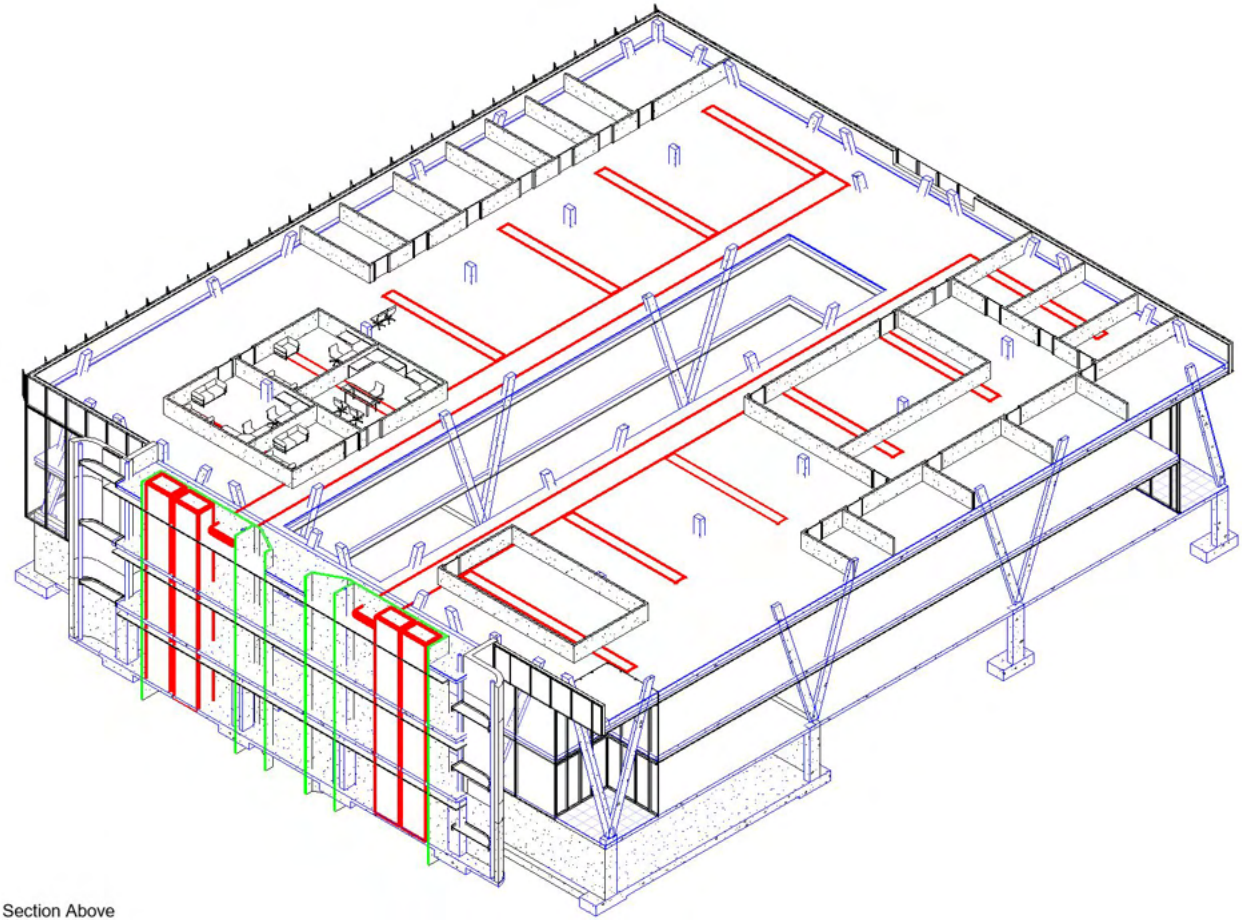

1 3D Building Section Above

LTU CoAD ARC 2323

Construction Systems 2

Author

Project Source

Headquarters in London
London, England
Designer

Sheet Issued

02/25/20

Sheet Title

3D Building Section Above

A334

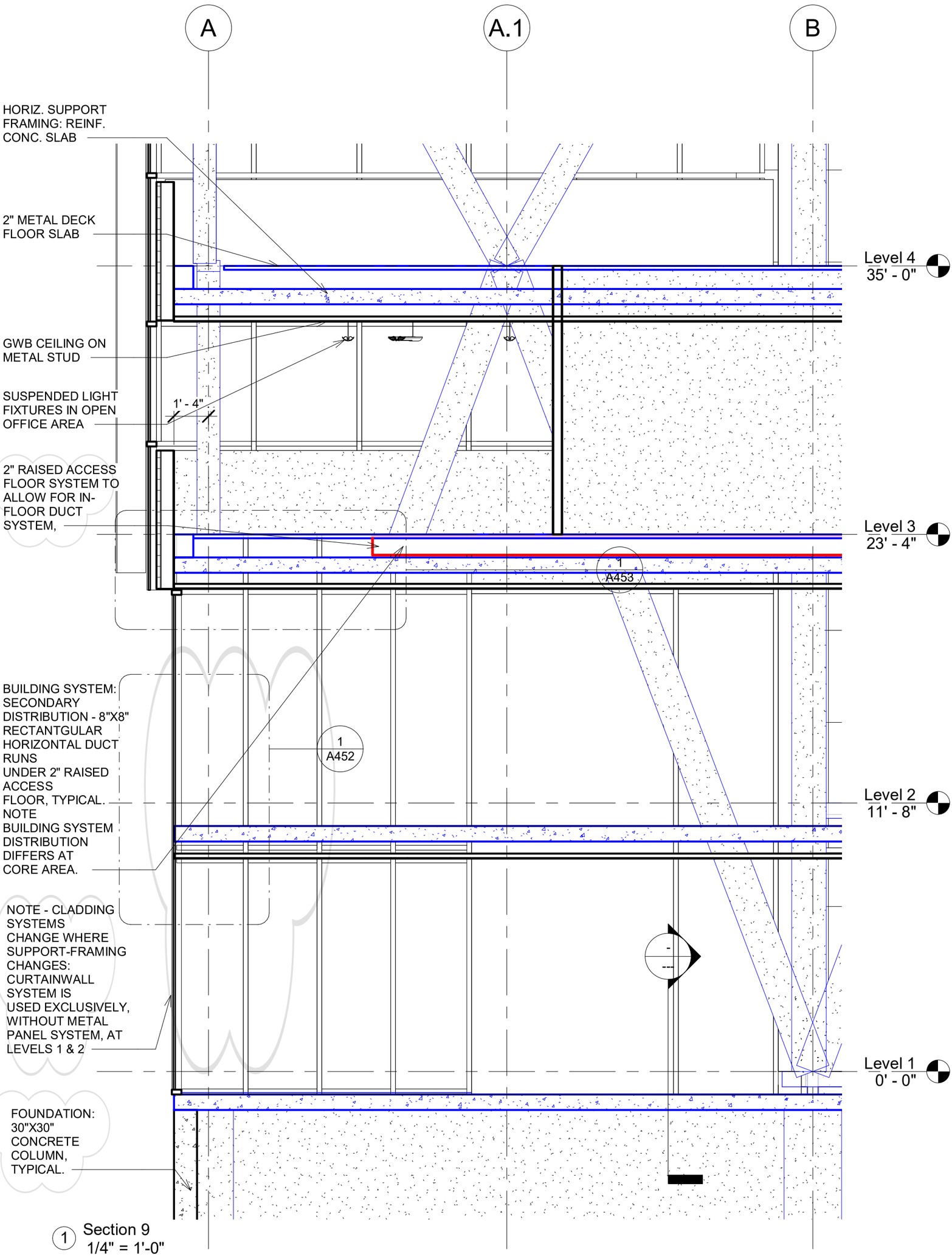

1 Section 9
1/4" = 1'-0"

A351	Sheet Title	Sheet Issued	Project Source	LTU CoAD ARC 2323
	Wall Section	01/27/20	Headquarters in London London, England Designer	Construction Systems 2 Jalen Davis, Spring 20

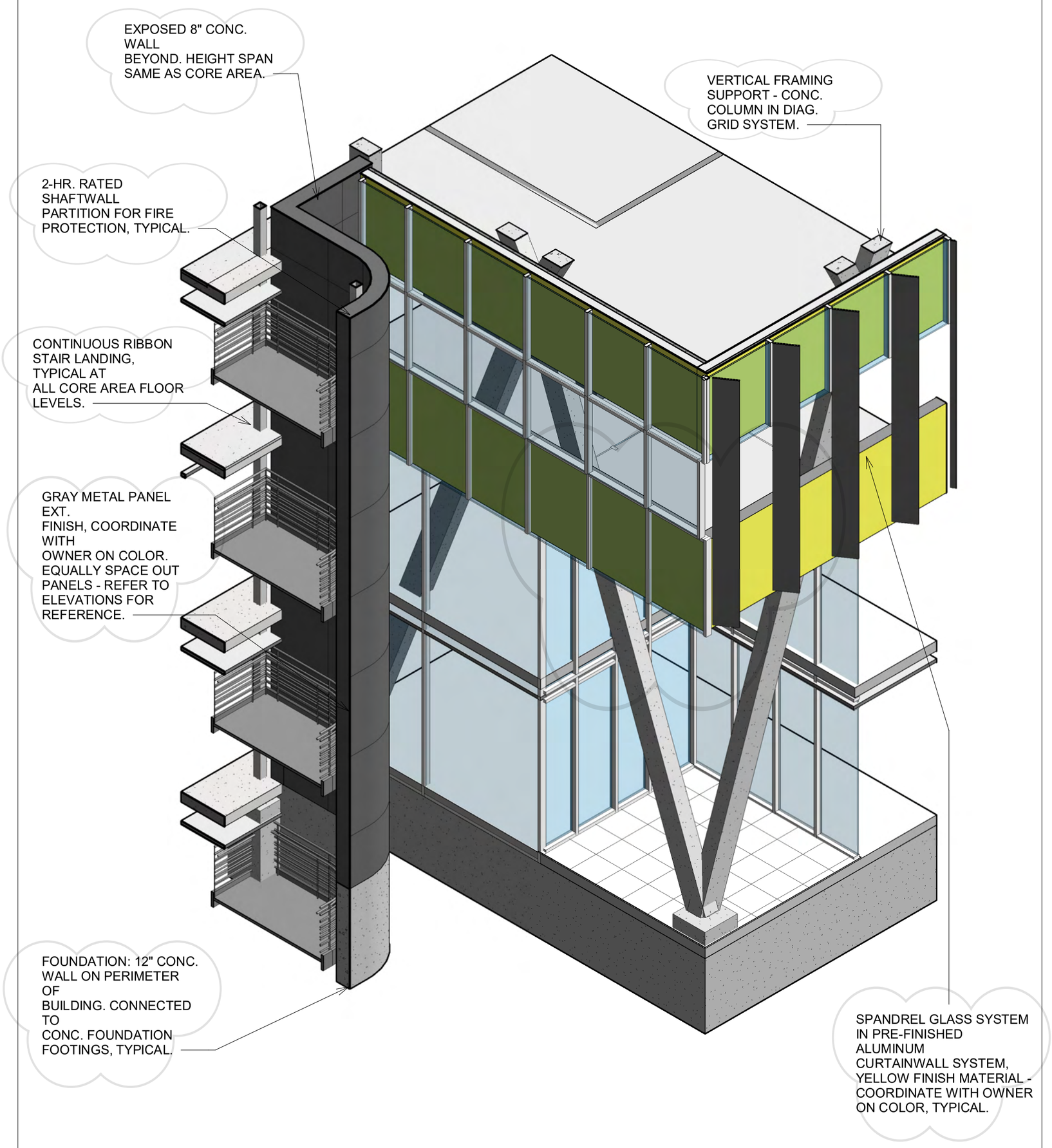

1 3D - Wall Section

A381

Sheet Title	Sheet Issued	Project Source	LTU CoAD ARC 2323
3D - Wall Section	04/24/20	Headquarters in London London, England Designer	Construction Systems 2 Jalen Davis, Spring 2020

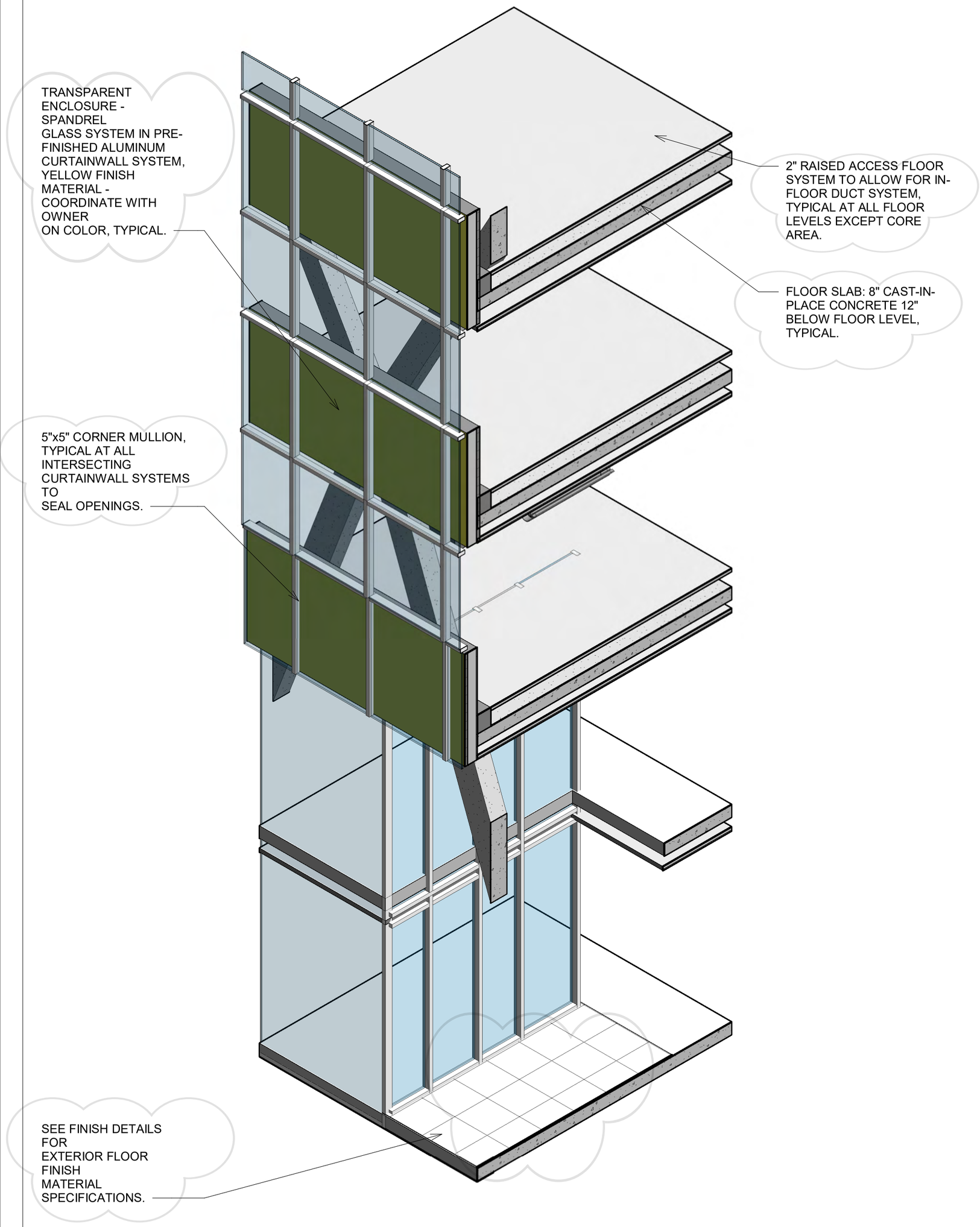

1 3D - Wall Elevation

A382	Sheet Title	Sheet Issued	Project Source	LTU CoAD ARC 2323
	3D - Wall Elevation	04/24/20	Headquarters in London London, England Designer	Construction Systems 2 Jalen Davis, Spring 2020

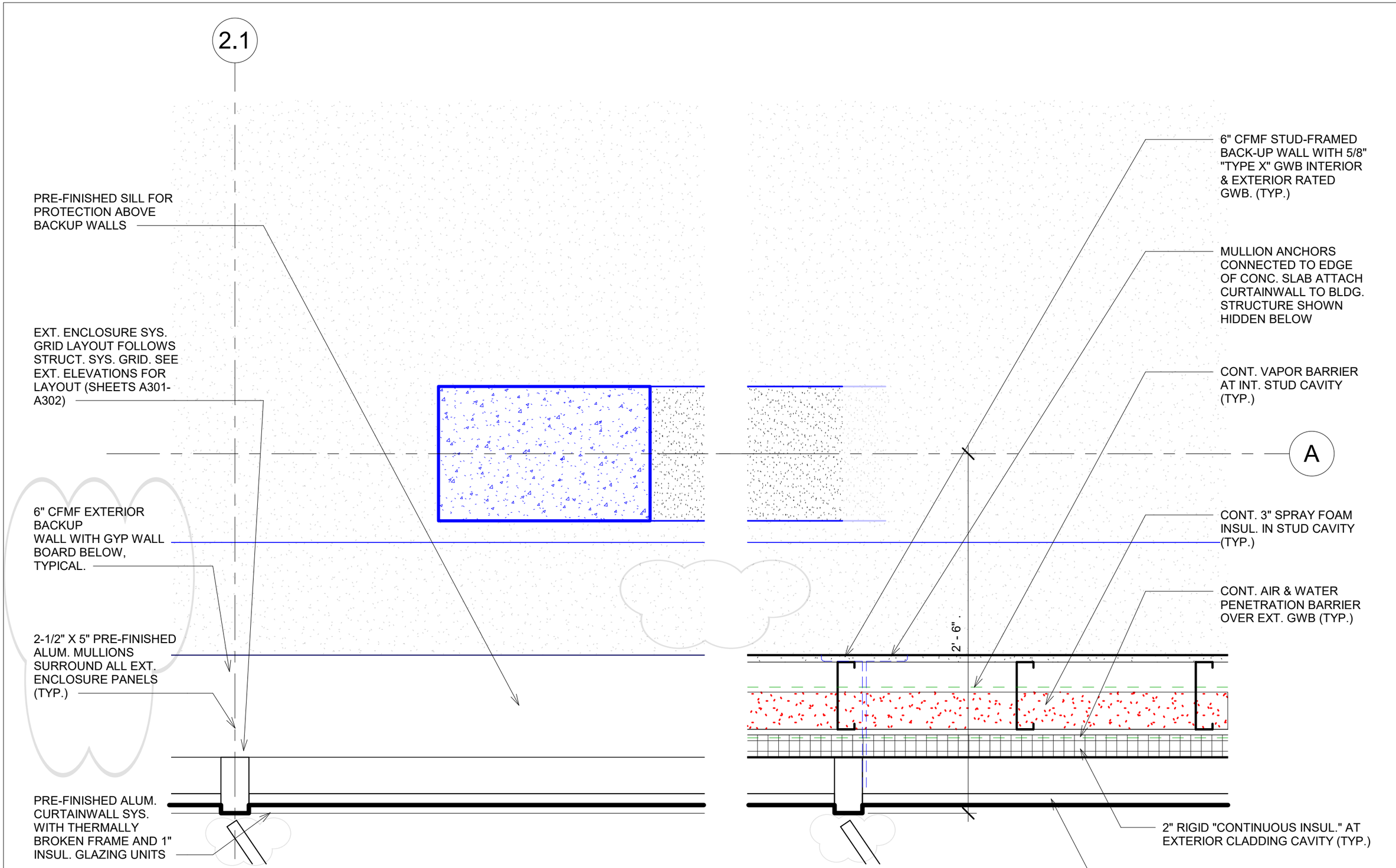

1 Level 3 - A401 - High
1 1/2" = 1'-0"

2 Level 3 - A401 Low
1 1/2" = 1'-0"

LTU CoAD ARC 2323
Construction Systems 2
Jalen Davis, Spring 2020

Project Source
Headquarters in London
London, England
Alfred Hall Monaghan Morris

Sheet Issued
01/27/20

Sheet Title
Plan Detail, Typ. Wall/Column

A401

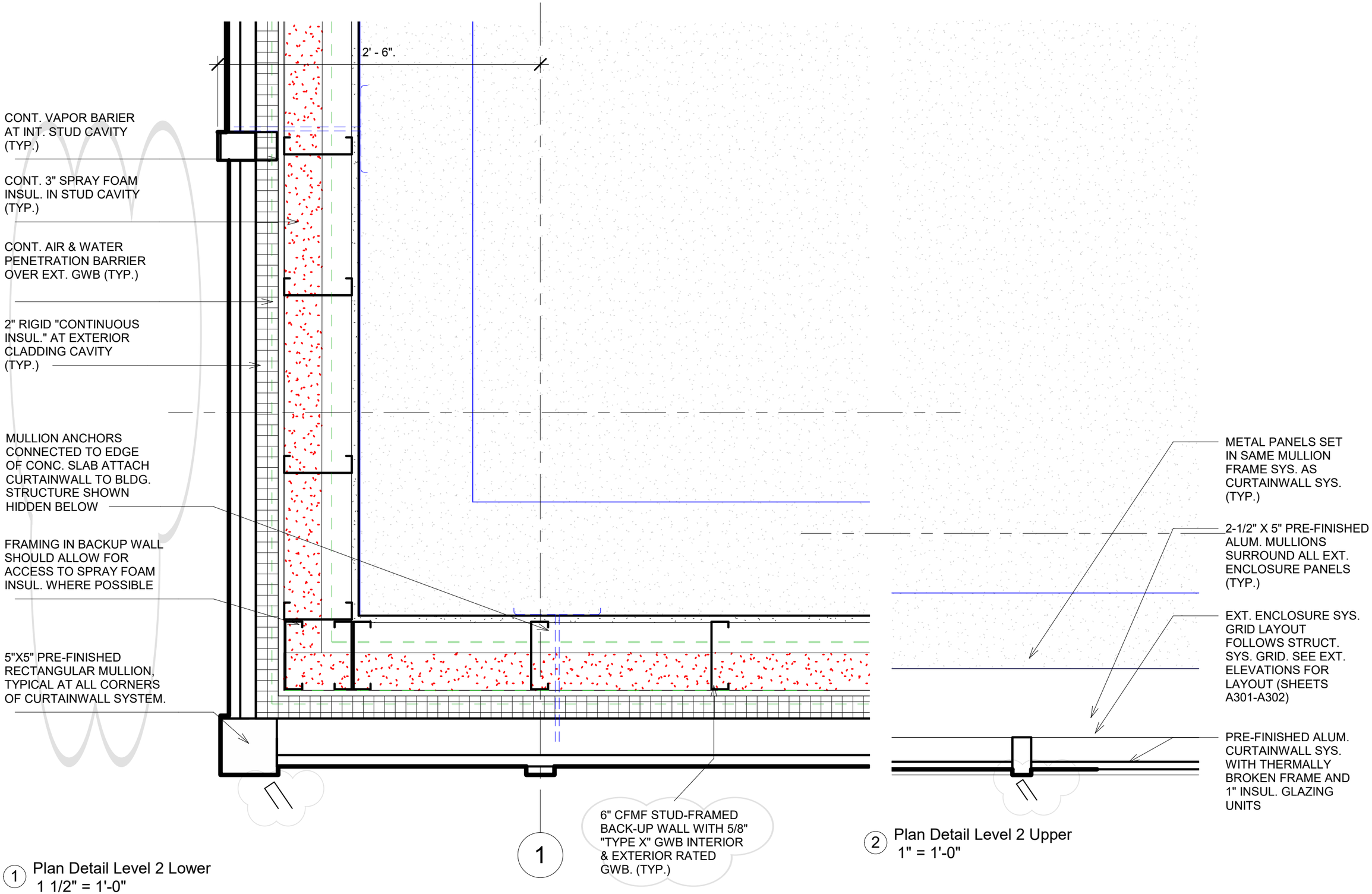

1 Plan Detail Level 2 Lower
1 1/2" = 1'-0"

2 Plan Detail Level 2 Upper
1" = 1'-0"

LTU CoAD ARC 2323
Construction Systems 2
Jalen Davis, Spring 2020

Project Source
Headquarters in London
London, England
Designer

Sheet Issued
01/27/20

Sheet Title
Plan Detail, Typ. Wall/Corner

A402

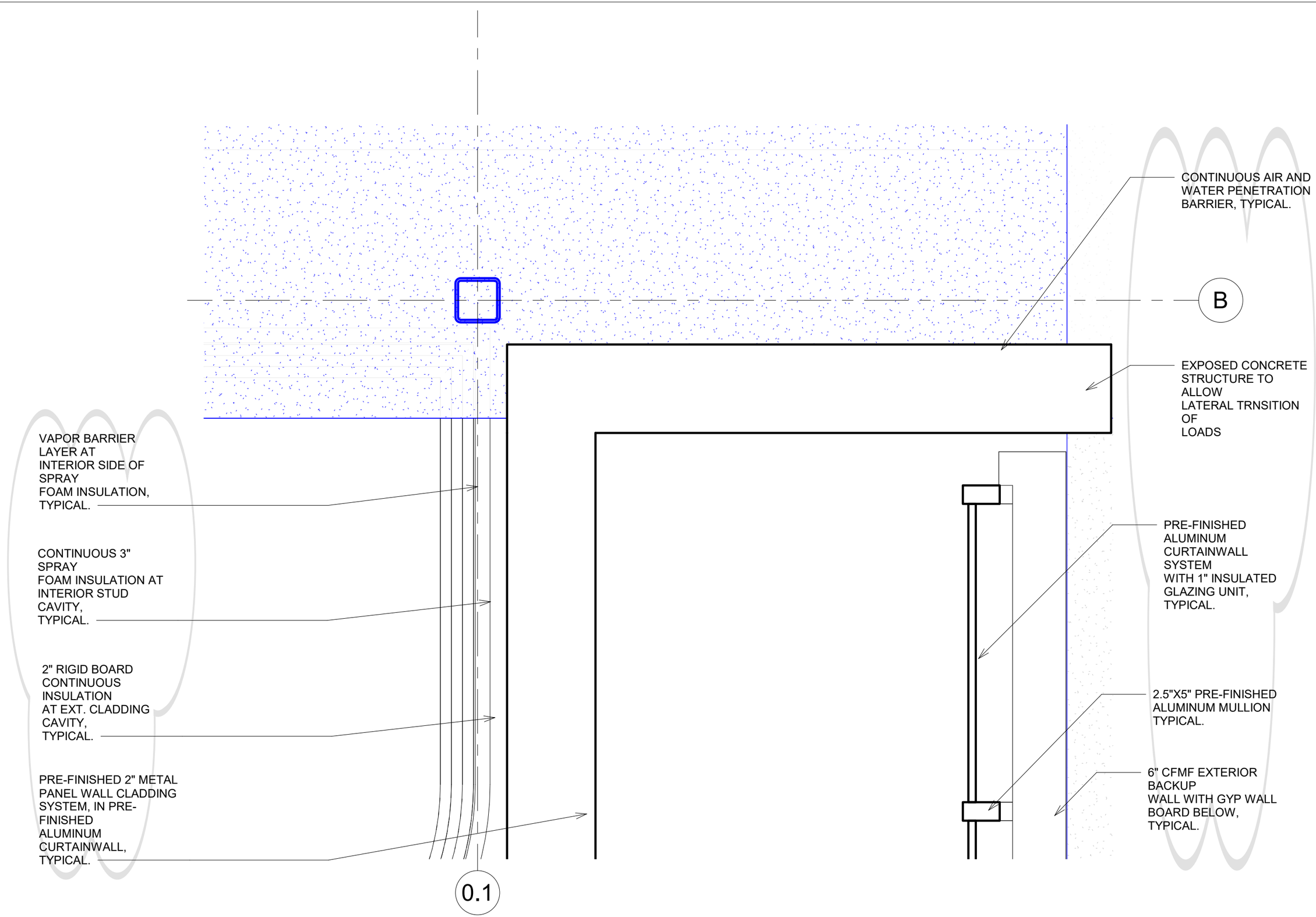

LTU CoAD ARC 2323

Construction Systems 2

Author

Project Source

Headquarters in London
London, England

Designer

Sheet Issued

04/24/20

Sheet Title

Plan Level 3 - Non - Typ. Design Detail

A403

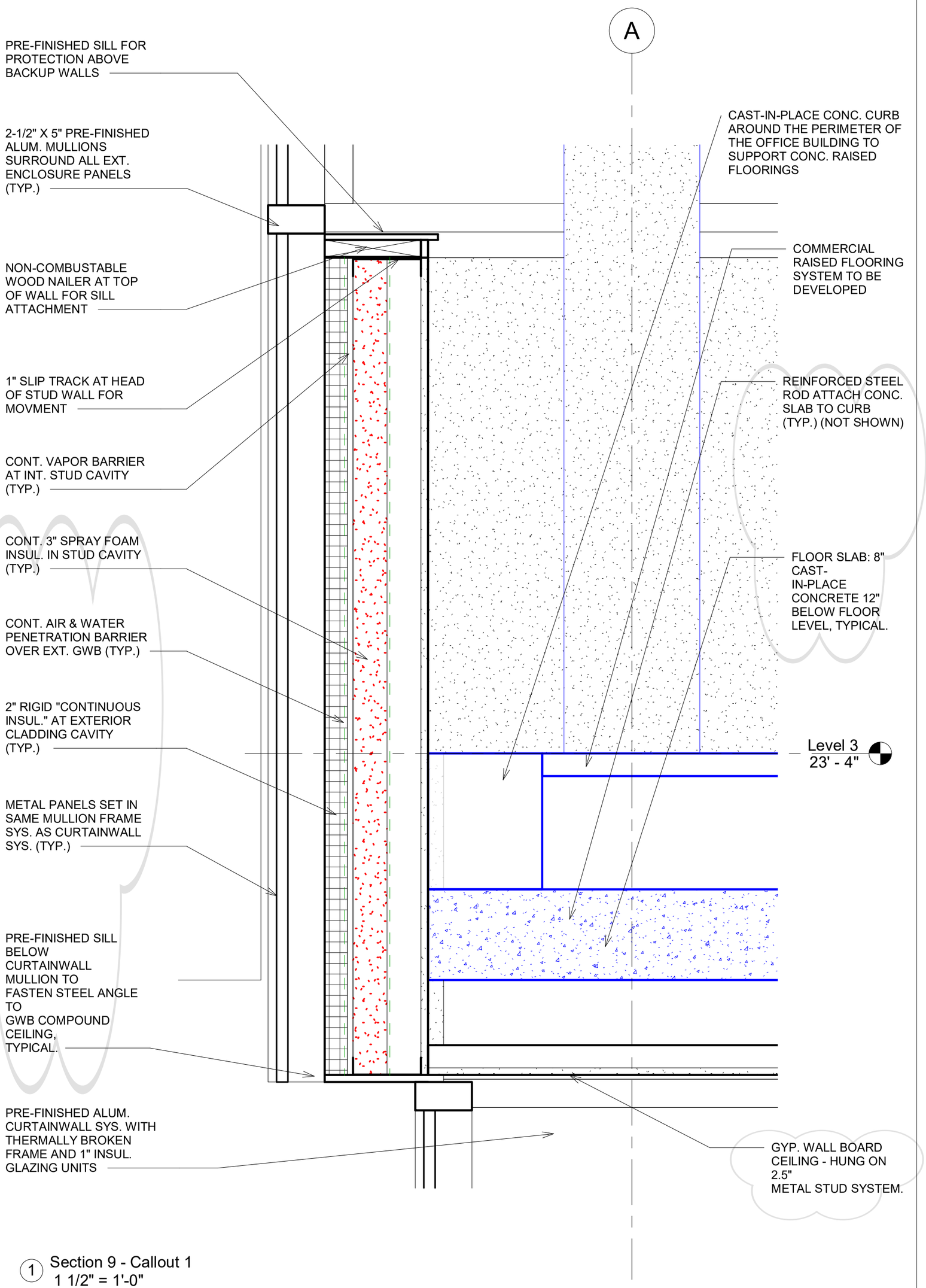

1 Section 9 - Callout 1
1 1/2" = 1'-0"

A451

Sheet Title	Sheet Issued	Project Source	LTU CoAD ARC 2323
Section Detail, Typ. Wall/Floor	01/27/20	Headquarters in London London, England Designer	Construction Systems 2 Jalen Davis, Spring 2020

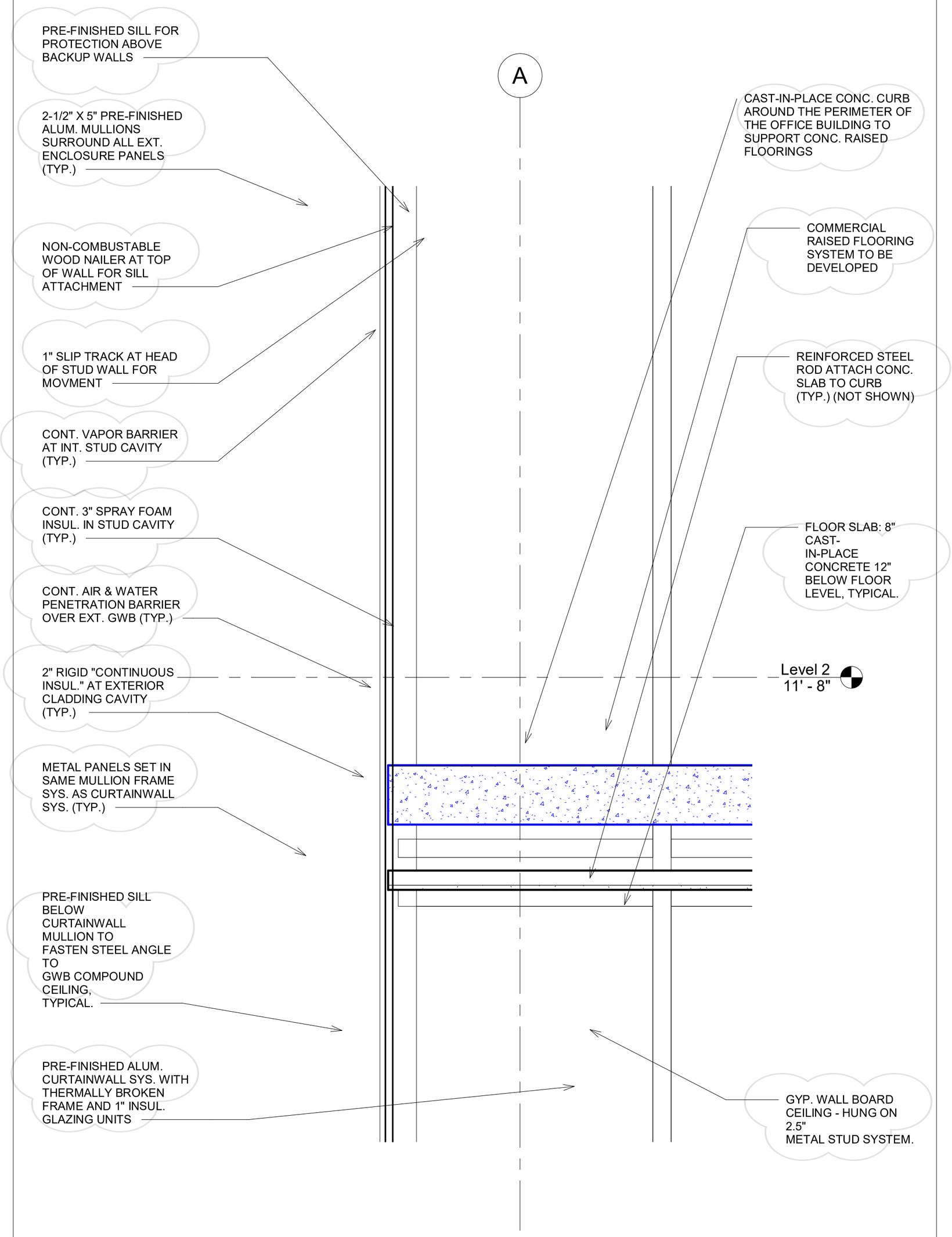

1 Section 9 - Callout 3
1" = 1'-0"

A452	Sheet Title	Sheet Issued	Project Source	LTU CoAD ARC 2323
	Section - Non-Typ. Design Detail	04/24/20	Headquarters in London London, England Designer	Construction Systems 2 Jalen Davis, Spring 2020

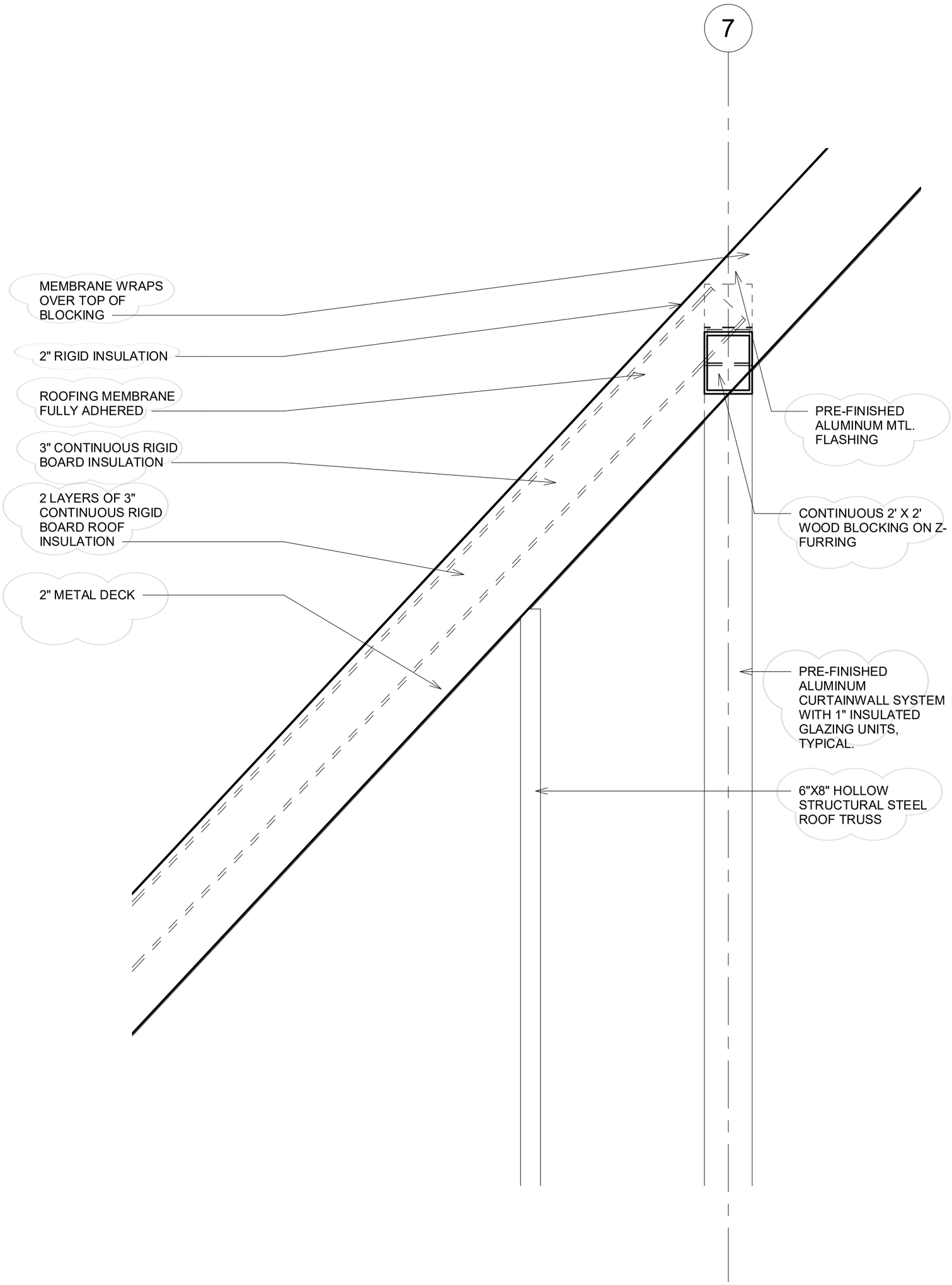

A454

Sheet Title	Sheet Issued	Project Source	LTU CoAD ARC 2323
Section Detail L8 - S2 - At Roof	04/24/20	Headquarters in London London, England Designer	Construction Systems 2 Jalen Davis, Spring 2020

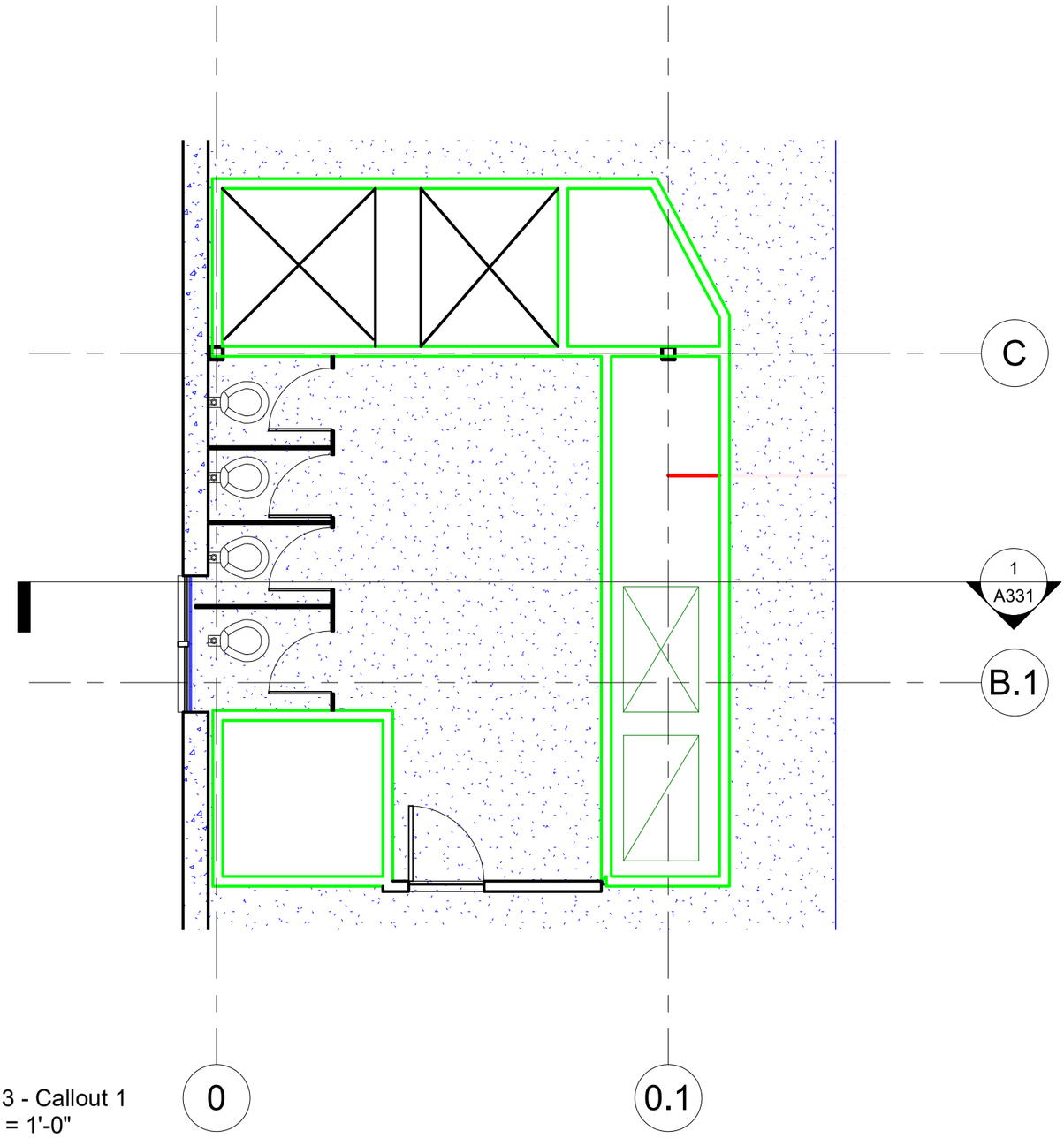

1 Level 3 - Callout 1
3/16" = 1'-0"

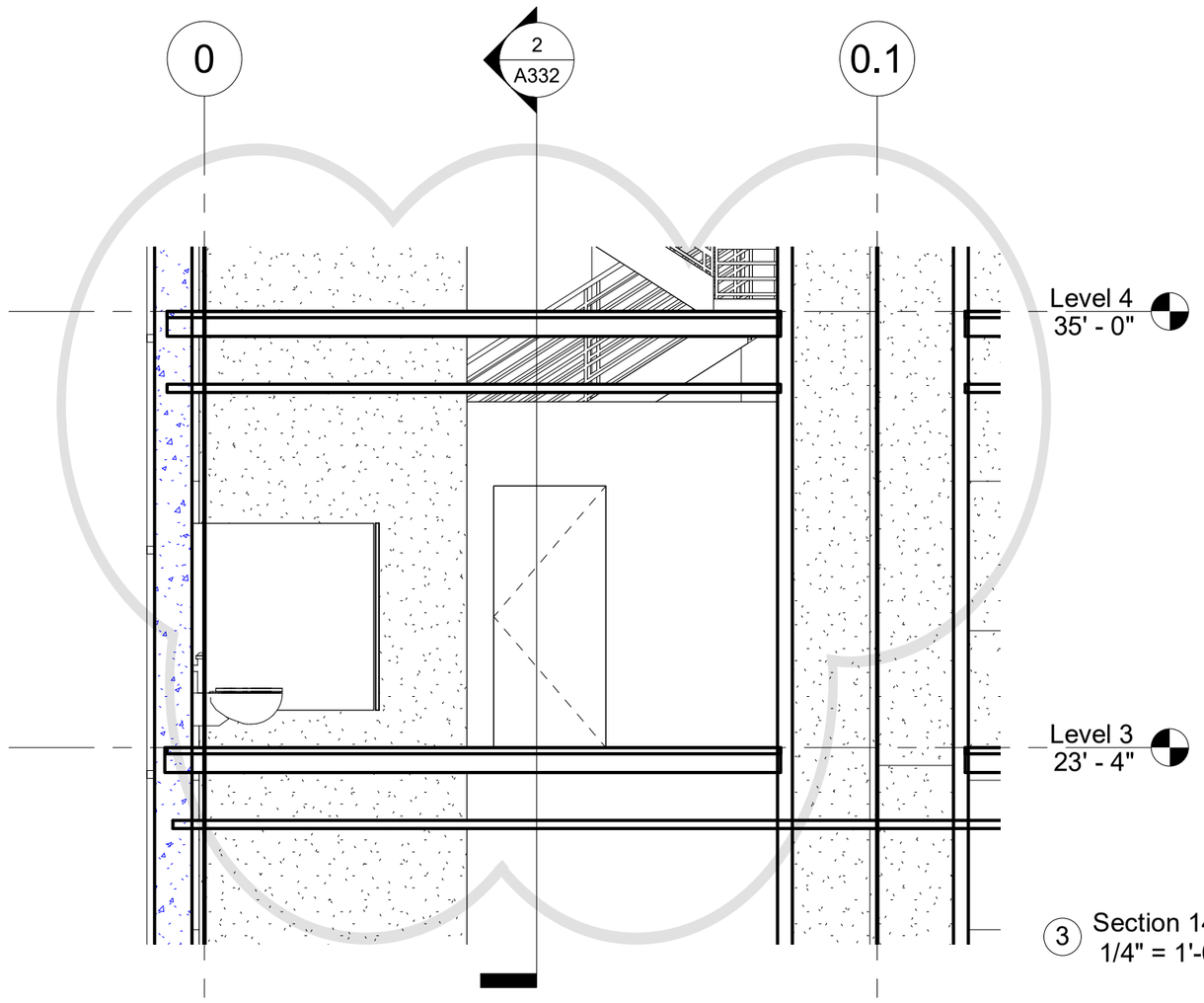

3 Section 14 - Callout 2
1/4" = 1'-0"

A701

Sheet Title	Sheet Issued	Project Source	LTU CoAD ARC 2323
Interior Plan Area & Elevation - Toilet Room	02/25/20	Headquarters in London London, England Designer	Construction Systems 2 Jalen Davis, Spring 20