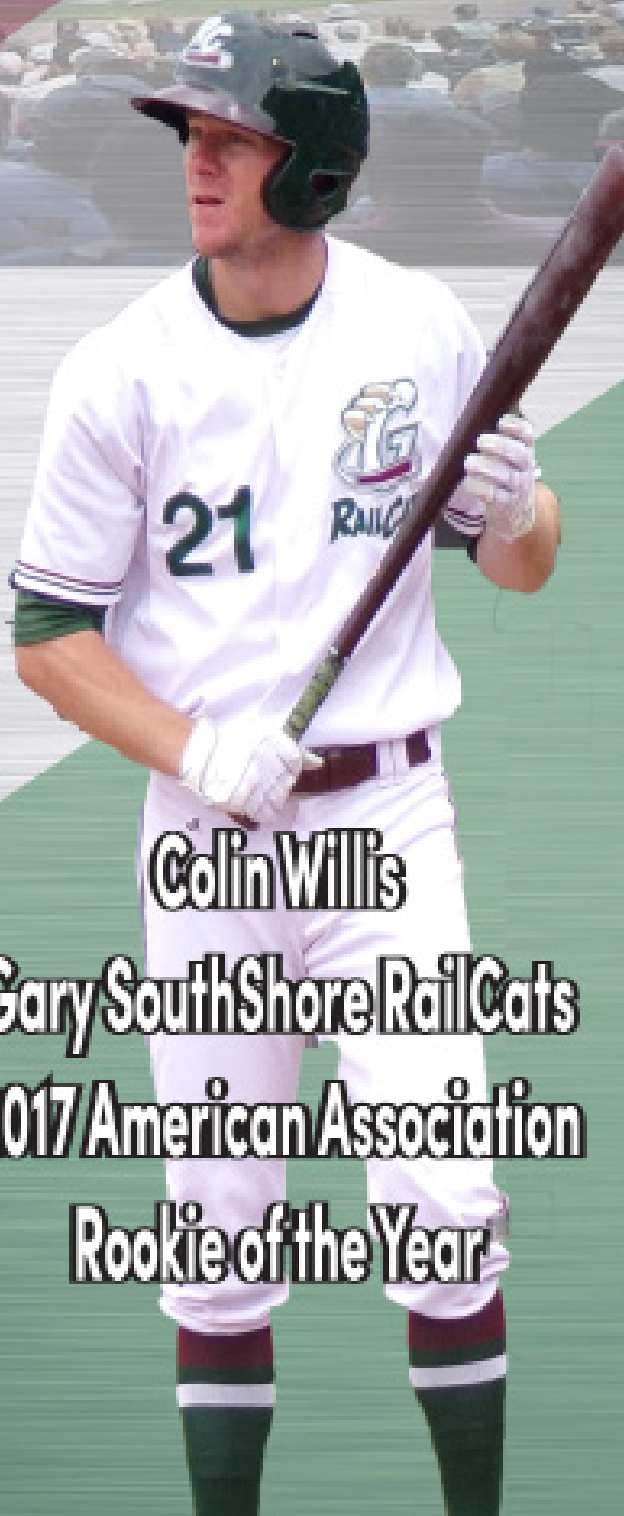


2019 Gary SouthShore RailCats Media Guide



Greg Tagert
Gary SouthShore RailCats
4-Time League
Manager of the Year



Colin Willis
Gary SouthShore RailCats
2017 American Association
Rookie of the Year

Table of Contents

Gary SouthShore RailCats Information

• General Information	4
• U.S. Steel Yard	5
• Media Policies	6
• Broadcast Information	7
• 2019 Schedule	8
• Ownership, Front Office & Medical Staff	9
• Ownership, Front Office & Medical Staff Bios	10-16

Gary SouthShore RailCats Coaches & Players

• Coaching Staff Bios	18-20
• Player Bios	21-44

American Association Information

• About The American Association	46
• American Association Staff Bios	47
• American Association Franchises, Chicago Dogs	48-49
• American Association Franchises, Cleburne Railroaders	50-51
• American Association Franchises, Fargo-Moorhead RedHawks	52-53
• American Association Franchises, Kansas City T-Bones	54-55
• American Association Franchises, Lincoln Saltdogs	56-57
• American Association Franchises, Milwaukee Milkmen	58
• American Association Franchises, Sioux City Explorers	59-60
• American Association Franchises, Sioux Falls Canaries	61-62
• American Association Franchises, St. Paul Saints	63-64
• American Association Franchises, Texas AirHogs	65-66
• American Association Franchises, Winnipeg Goldeyes	67-68
• Map & Mileage	69
• 2018 Standings	70
• 2018 Team Totals	71
• 2018 Offensive Leaders	72
• 2018 Pitching Leaders	73

2018 Gary SouthShore RailCats Season Breakdown

• Season In Review	75
• Overall Statistics	76
• Pitching & Defensive Statistics	77
• Offensive Statistics	78
• Additional Offensive Statistics	79
• Starting Lineup Breakdown	80
• Record Breakdown	81
• Team Season High & Lows	82
• Transactions	83
• First Half Results	84
• Second Half Results	85
• Playoff Results	86

Gary SouthShore RailCats Record Book

• Year-By-Year Results	88
• Awards	89
• Career Hitting Leaders	90
• Career Pitching Leaders	91
• Single-Season Hitting Leaders	92
• Single-Season Pitching Leaders	93
• Alumni	94
• All-Time Roster	95-98



2019 Gary SouthShore RailCats Info.



[Gary SouthShore RailCats Info.](#)

[Gary SouthShore RailCats Coaches & Players](#)

[American Association Info.](#)

[2018 Season Breakdown](#)

[Gary SouthShore RailCats Record Book](#)

General Information



U.S. Steel Yard

One Stadium Plaza
Gary, IN 46402

Phone: (219) 882-BALL (2255)

Fax: (219) 882-2259

Website: www.railcatsbaseball.com

Media Contacts

Director of Broadcasting & Media Relations: Jared Shlensky

Email: jshlensky@railcatsbaseball.com

Cell Phone: (708) 305-3353

Twitter: @JaredShlensky

Broadcasting & Media Relations Assistant: Max Thoma

Email: thoma1347@gmail.com

Cell Phone: (630) 536-7672

Twitter: @MaxThoma

Newspapers

Post-Tribune

Contact: Michael Osipoff

Phone Number: (219) 648-3137

Email: MOsipoff@post-trib.com

Twitter: @MichaelOsipoff

The Northwest Indiana Times

Contact: Ryan Nilsson

Phone Number: (219) 933-3200

Email: Ryan.Nilsson@NWI.com

Twitter: @Ryan_Nilsson

Radio

Flagship Radio Station: WEFM (95.9 FM)

Radio Stream: www.railcatsbaseball.com

Station Manager: Ron Miller

Phone Number: (219) 879-8201

Email: wefmr@yahoo.com

Ticket Prices

Box Seats**	\$12
Reserved Seats**	\$11
Terrace Seats**	\$8
Box Seats (Fireworks Super Show)	\$13
Reserved Seats (Fireworks Super Show)	\$12
Terrace Seats (Fireworks Super Show)	\$9
Mini Plan Box Seats (10 Games)	\$81
Mini Plan Reserved Seats (10 Games)	\$72
Flex Plan Box Seats (10 Vouchers)	\$90
Flex Plan Reserved Seats (10 Vouchers)	\$80
Flex Plan Box Seats (20 Vouchers)	\$180
Flex Plan Reserved Seats (20 Vouchers)	\$160

** \$1 per ticket discount if purchased in advance

Connect with the 'Cats



/railcat



@railcats



@garysouthshorerailcats



/GarySouthShoreRailCats

U.S. Steel Yard



BOX	SINGLE GAME	\$10	\$11
RESERVED		\$9	\$10
TERRACE		\$6	\$7
	FIREWORKS SUPER SHOW		\$7

ADD \$1 PER TICKET DAY OF GAME



BOX	SINGLE GAME	\$10	\$11
RESERVED		\$9	\$10
TERRACE		\$6	\$7
	FIREWORKS SUPER SHOW		\$7

ADD \$1 PER TICKET DAY OF GAME

Address

Gary SouthShore RailCats
One Stadium Plaza
Gary, IN 46402
(219) 882-2255

Dimensions

Left Field: 320 Feet
Left-Center Field: 408 Feet
Center Field: 400 Feet
Right-Center Field: 390 Feet
Right Field: 335 Feet

Wall Height

Left Field: 16 Feet
Center Field: 13 Feet
Right-Center Field: 12 Feet
Right Field: 10 Feet, 8 Inches

Directions

From Indiana Toll Road (I-90)

Westbound: Take I-90 to Exit 17 (US-12/US-20/Dunes Highway). Continue West on Dunes Highway. Stadium will be on left.
Eastbound: Take I-90 to exit at Broadway Ave. Turn right on Broadway Ave. Drive two stoplights to 5th Ave. Take left on 5th Ave. Stadium will be on left.

From I-65

Take I-65 North to end of highway at U.S. 12/20 [Dunes Highway]. Turn left on U.S. 12/20 heading west for 1.5 miles (three stoplights). Stadium is on left side.

From I-80/94

Take I-80/94 to I-65 North, all the way to end of highway at U.S. 12/20 [Dunes Highway]. Turn left on U.S. 12/20 heading west for 1.5 miles (three stoplights). Stadium is on left side.

Public Transportation

Train (Chicago - South Bend)

The South Shore Line runs daily from downtown Chicago to South Bend, Ind., with a convenient stop just outside U. S. Steel Yard. Just take any South Shore Line Train to the Gary Metro Center spot, and walk one block east on 4th Avenue to the front gate!

Bus

The Gary Public Transportation Corporation has buses running throughout Northwest Indiana, including stops in Merrillville and Crown Point. Convenient stops are available just outside U. S. Steel Yard.

Parking

Parking at U. S. Steel Yard is FREE year-round and available within comfortable walking distance of the front gate! The RailCats main general admission lot is located next to the Diamond Club just to the east of U. S. Steel Yard. The lot can be accessed from either direction by turning onto Virginia Street off 4th and 5th Avenues. Parking is also available to the east and west of the stadium off 4th and 5th Avenues and just south of the ballpark. The RailCats V.I.P. lot for Season Ticket holders is located on Stadium Plaza Drive adjacent to U. S. Steel Yard and is only accessible with a V.I.P. Parking Pass.

For more information, contact the RailCats at 219.882.2255.

Media Policies

The Gary SouthShore RailCats Media Relations Department is responsible for addressing all media inquiries and facilitating media access to information including interview requests, authorizing credentials and ensuring a professional work environment for all media representatives visiting U.S. Steel Yard

Credentials

The Gary SouthShore RailCats offer both full-season and single-game credentials for covering the team during the 2019 season. All credential requests must be made at least 24 hours in advance of a game that would be covered. Credentialed media will be admitted to the field prior to the game and will receive food and beverage. The RailCats reserve the right to refuse/revoke credentials at any time.

Press Box

The press box is located on the suite level, directly behind home plate. The press box will open four hours before each scheduled game and will close 60 minutes after the conclusion of the game. Updated rosters, lineups, statistics, game notes and press releases will be made available prior to each game. There are no assigned seats in the working area of the press box aside from the scoreboard and official scorer positions.

A secure wireless internet and phone access will be available to all media members working in the press box. The U.S. Steel Yard press box is a working environment, and as such, there is to be absolutely no cheering or profanity at any time. Any such behavior will result in immediate revocation of credential privileges. The Gary SouthShore RailCats promote a family-friendly atmosphere, but do ask those in attendance to be mindful that the press box is a professional, working area and should be treated as such at all times.

Seeking autographs from RailCats personnel or other celebrities while possessing a RailCats Media Credential is prohibited and strictly enforced. The consumption of alcohol is also strictly prohibited while in possession of a RailCats Media Credential.

Interview Requests

All interview requests for players, coaches or front office members must be made 24 hours in advance. Players and coaches will be made available for interviews prior and after each game. No day of game requests for pre-game interviews will be honored.

Players and coaches are subject to availability upon request to the Gary SouthShore RailCats media relations staff. All interview requests can be made through Director of Broadcasting & Media Relations, Jared Shlensky, via email, phone or in person.

Still Photographers/Videographers

Still photographers have access to photography throughout the stadium, provided it does not interfere with the game or with a fan's view. Camera wells located at the far ends of the first and third base dugouts can be utilized by still photographers during game action.

Videographers are allowed to set up for shooting behind home plate on the main course or within the camera wells in each dugout. There is absolutely no photography or recording of video inside the team clubhouses.

Broadcast Information

Jared Shlensky and Max Thoma bring you all 100 RailCats games this season on WEFM (95.9 FM) and online at railcatsbaseball.com.

Coverage for each game will begin 30 minutes prior to first pitch (i.e., 6:40 p.m. pregame for a 7:10 p.m. first pitch). The pregame show will feature interviews with players and coaches as well as a quick preview of the scheduled game.

The postgame show will begin 2-3 minutes after the final out is recorded and will feature a live on-field interview with the player of the game after every home win. The postgame show will also feature audio highlights for every home game, a scoreboard update (American Association & MLB) and a quick preview of the next game.

Jared Shlensky – Director of Broadcasting & Media Relations



Jared Shlensky returns to the Gary SouthShore RailCats in 2019 for his third season as the team's Director of Broadcasting & Media Relations.

Jared was the Radio Broadcaster for the Waterloo Bucks of the Northwoods League in 2016 and was the Broadcast & Media Relations Intern for the Cedar Rapids Kernels (Class-A Affiliate of the Minnesota Twins) in 2015. In 2014, Jared was the Broadcast & Media Relations Intern for the Joliet Slammers of the Frontier League.

Jared graduated from North Central College (Naperville, Ill.) in 2014 with a B.A. in Broadcast Communications. Jared has been to 25 MLB Stadiums, and is eager to see a game at all 30. Jared resides in Palos Heights, Ill.

Max Thoma – Broadcasting & Media Relations Assistant




Max Thoma joins the Gary SouthShore RailCats in 2019 as the Broadcasting & Media Relations Assistant.

Max graduated from the University of Miami in the spring of 2018 with a B.A. in Broadcast Journalism. For four years he called Hurricanes football, basketball and baseball games for WVUM, the student radio station, including a trip to broadcast at the 2016 College World Series.

Max comes to the RailCats after spending the summer of 2017 as an intern for Fox Sports Florida and the summer of 2018 as a play-by-play announcer for the Sunset Baseball League in Southern California. Despite growing up in the northern suburbs of Chicago, his favorite baseball team is the Cleveland Indians.

Schedule

Gary SouthShore RailCats Info.



2019

AMERICAN ASSOCIATION OF
INDEPENDENT PROFESSIONAL BASEBALL

- GS Gary SouthShore RailCats
- CH Chicago Dogs
- FM Fargo-Moorhead RedHawks
- MK Milwaukee Milkmen
- SP St. Paul Saints
- WN Winnipeg Goldeyes

- CL Cleburne Railroaders
- KC Kansas City T-Bones
- LN Lincoln Saltdogs
- SC Sioux City Explorers
- SF Sioux Falls Canaries
- TX Texas Airhogs

- * FIREWORKS * FIREWORKS SUPER SHOW
- AWAY
- HOME

[/railcat](https://www.facebook.com/railcat) [@railcats](https://twitter.com/railcats)

railcatsbaseball.com

SOUTH NORTH

MAY

SUN	MON	TUE	WED	THU	FRI	SAT
					17 CH TBD	18 CH TBD
19 CH TBD	20	21 * SC 7:10	22 SC 6:45	23 SC 7:10	24 * SF 7:10	25 SF 3:10
26 * SF 6:10	27	28 WN TBD	29 WN TBD	30 WN TBD	31 KC TBD	

JUNE

SUN	MON	TUE	WED	THU	FRI	SAT
						1 KC TBD
2 KC TBD	3 CH 7:10	4 CH 7:10	5 CH 6:45	6 CH 7:10	7 SF TBD	8 SF TBD
9 SF TBD	10	11 WN 7:10	12 WN 12:10	13 WN 7:10	14 * SP 7:10	15 SP 6:10
16 SP 2:10	17	18 FM TBD	19 FM TBD	20 FM TBD	21 SP TBD	22 SP TBD
23 SP TBD	24 MK TBD	25 MK TBD	26 MK TBD	27 MK TBD	28 * KC 7:10	29 * KC 6:10
30 KC 2:10						

JULY

SUN	MON	TUE	WED	THU	FRI	SAT
	1	2 TX TBD	3 TX TBD	4 TX TBD	5 CL TBD	6 CL TBD
7 CL TBD	8	9 CH TBD	10 CH TBD	11 CH TBD	12 * CL 7:10	13 CL 6:10
14 CL 2:10	15 FM 7:10	16 FM 12:10	17 FM 6:45	18 FM 7:10	19 * CH 7:10	20 CH 6:10
21 CH 2:10	ALL STAR GAME		24 SC TBD	25 SC TBD	26 SC TBD	27 MK TBD
28 MK TBD	29 MK TBD	30 WN 7:10	31 WN 12:10			

AUG/SEPT

SUN	MON	TUE	WED	THU	FRI	SAT
				1 WN 7:10	2 * MK 7:10	3 MK 6:10
4 MK 2:10	5	6 FM 7:10	7 FM 6:45	8 FM 7:10	9 SP TBD	10 SP TBD
11 SP TBD	12 TX 7:10	13 TX 7:10	14 TX 6:45	15 MK 7:10	16 * MK 7:10	17 MK 6:10
18 FM TBD	19 FM TBD	20 FM TBD	21 SP 6:45	22 SP 7:10	23 * SP 7:10	24 LN TBD
25 LN TBD	26 LN TBD	27 WN TBD	28 WN TBD	29 WN TBD	30	31 LN 4:10
1 * LN 6:10	2 LN 1:10					

219.882.2255

Ownership, Front Office & Medical Staff



Gary SouthShore RailCats

U.S. Steel Yard
One Stadium Plaza
Gary, IN 46402

Phone: (219) 882-2255

Fax: (219) 882-2259

Website: www.railcatsbaseball.com

General Email: info@railcatsbaseball.com

Team Owners	Pat and Lindy Salvi
President, Salvi Sports Enterprises	Brian Lyter
Vice President & General Counsel, Salvi Sports Enterprises	Jennifer Piccione
General Manager	Brian Flenner
Senior Director of Operations & Head Groundskeeper	Noah Simmons
Director of Marketing & Promotions	David Kerr
Director of Sales	Dan Faulkner
Director of Broadcasting & Media Relations	Jared Shlensky
Community & Promotions Coordinator/Account Executive	Ashley Nylen
Box Office Manager/Account Executive	Hisham Abad
Director of Food & Beverage	Anthony Gamble
Marketing Consultant	Renee Connelly
Game Day Producer	Calvin Standifer
Clubhouse Manager	Chuck Schultz
Team Physician	Dr. Omar Perez
Athletic Trainer	Stephanie Swank
Broadcasting & Media Relations Assistant	Max Thoma
Food & Beverage Assistant	Taylor Campbell
Promotions Assistant	Sydney Zengler
Graphic Design Assistant	Adrien Hall
Assistant Head Groundskeeper	Taylor Balhoff
Stadium Operations/Groundskeeping Assistant	Austin Vanmeter
Stadium Operations/Groundskeeping Assistant	Nathan Johnson

Gary SouthShore RailCats Info.

Ownership, Front Office & Medical Staff Bios



Pat & Lindy Salvi – Team Owners

Twitter: @SalviLaw

Years Owning Gary SouthShore RailCats: 12

Residence: Chicago, IL

Mr. Pat Salvi's Alma Maters:

B.A., Cum Laude, St. Mary's University of Minnesota

J.D., University of Notre Dame Law School

Doctor of Laws, Honoris Causa, St. Mary's University of Minnesota

Mrs. Lindy Salvi's Alma Mater:

B.S., St. Mary's College (Ind.)

Lifelong baseball aficionados, Pat and Lindy Salvi joined the world of minor league baseball ownership in 2008 by founding SouthShore Baseball, LLC and purchasing the Gary SouthShore RailCats. After finding much success with the RailCats, including reaching the playoffs in each of their first three seasons, Salvi Sports Enterprises was founded in 2011 to hold a 100% interest in the Schaumburg Boomers. In 2012, Salvi Sports New England was founded and acquired ownership of the North Shore Navigators, a team based in located in suburban Boston and playing in the Futures Collegiate Baseball League.

The mission of the Salvi Sports organizations is to provide exceptional levels of fun, affordable family entertainment in safe, nostalgic yet modern environments—hometown baseball games.

About Pat Salvi

Pat Salvi is the managing equity partner of the prominent Chicago personal injury law firm, Salvi Schostok & Pritchard, P.C. Mr. Salvi attended Saint Mary's University in Winona, Minn., where he received his Bachelor of Arts degree, and then received his Juris Doctorate from the University of Notre Dame. Mr. Salvi has published numerous articles in law journals, lectured at legal seminars, taught classes at universities such as Northwestern, Harvard and Notre Dame. Mr. Salvi currently teaches as an adjunct professor at Notre Dame Law School.

Mr. Salvi is one of the most prominent attorneys in the country, consistently recognized with "Best Lawyers in America", "Illinois Super Lawyer", and "The Leading American Attorneys of Illinois" accolades. In 2017 and 2018, Mr. Salvi was selected for The Lawdragon 500 Leading Lawyers in America, an elite guide in the legal profession.

Mr. Salvi currently serves on the Board of Trustees at Saint Mary's University and is the Law School Advisory Council Chairman at the University of Notre Dame. Mr. Salvi also serves as the Director of the RailCats as its representative with the American Association of Independent Baseball.

Salvi Schostok & Pritchard, P.C. represents victims in personal injury, medical malpractice and wrongful death cases.

About Lindy Salvi

Lindy Salvi graduated from Saint Mary's College in South Bend, Ind., with a nursing degree, while meeting Mr. Salvi at school. While raising their five sons, Mrs. Salvi became an active community volunteer. Mrs. Salvi has been involved as a member, committee chairperson, board member and chairperson with:

- School of Saint Mary in Lake Forest
- Junior League of Evanston-Northshore
- Carmel Catholic High School
- Misericordia Heart of Mercy Homes
- Patrick's Church in Lake Forest
- Holy Name Cathedral in Chicago

Mrs. Salvi is also an instructor of AntiGravity Fitness, a practice that combines conventional yoga, pilates, and barre exercise programs with aerial/suspension techniques.

The Salvi family is excited and thrilled to be part of the Gary community and to lead the RailCats to yet another championship season. Go RailCats!

Ownership, Front Office & Medical Staff Bios



Brian Lyter — President, Salvi Sports Enterprises

Twitter: @RailCatsGM

Years as President, Salvi Sports: 1

Residence: Merrillville, IN

Mr. Brian Lyter's Alma Mater:
B.A., West Virginia University

Brian Lyter enters his first season as the President of Salvi Sports Enterprises. He spent the 2015-2018 seasons as the RailCats General Manager, the 2014 season as the RailCats Assistant General Manager and the 2013 season as the RailCats Director of Sales. In 2017, he was named to the Times Media Company's "20 Under 40."

Prior to joining the RailCats, Brian spent the previous four seasons with the Arkansas Travelers, the Double A Affiliate of the Los Angeles Angels of Anaheim. He started out in 2009 as a Stadium Operations Intern and became the Director of Stadium Operations in 2010. He worked as an Account Executive and Merchandise Manager in 2011, and was the Director of Food and Beverage for the 2012 season.

Brian, originally from Allegany, N.Y., graduated from West Virginia University with a Bachelor's degree in Sports Management, and minors in Business Administration and History. Brian is an avid Buffalo Bills, West Virginia Mountaineer and New York Yankees fan. Brian, his wife, Laura, and daughter, Annalee, reside in Merrillville, Ind.



Jennifer Piccione — Vice President & General Counsel, Salvi Sports Enterprises

Twitter: @SalviLaw

Years as VP & General Counsel, Salvi Sports: 5

Residence: Chicago, IL

Ms. Jennifer Piccione's Alma Maters:
B.A., University of Illinois at Urbana—Champaign
J.D., Cum Laude, Loyola University Chicago School of Law

Jennifer Piccione serves as Vice President and General Counsel to Salvi Sports Enterprises. Jennifer oversees the business operations of the Salvi owned franchises made up of the Schaumburg Boomers (Frontier League), Gary Southshore RailCats (American Association), North Shore Navigators (Futures Collegiate Baseball League) and the Martha's Vineyard Sharks (FCBL). As General Counsel, she is also responsible for leading corporate strategic and tactical legal initiatives for the organization.

Prior to joining Salvi Sports Enterprises, Jennifer served as Chief Executive Officer of The Hum Spirits Company, a Chicago-based craft spirits company, which she co-founded. She successfully raised all of the Company's start-up capital and served on the Company's Board of Managers. Jennifer oversaw all sales and marketing efforts, achieved national distribution of the Company's product and was the lead on all strategic partnerships.

Prior to her career in the craft spirits business, Jennifer was an associate at a Chicago area law firm where she focused on business law and general litigation. It was during this time, she developed a passion for business consulting, small business start-ups and the art of raising capital for small businesses.

Jennifer started her legal career as a criminal prosecutor for the DuPage County State's Attorney's Office. She soon earned the 1st Chair Attorney position in charge of the Domestic Violence courtroom where one of her greatest achievements was successfully prosecuting a foster mother and Chicago public school teacher for severely abusing her developmentally disabled son, whom the defendant had coached to testify on her behalf. During this time, she successfully tried hundreds of bench and jury trials in both the misdemeanor and felony divisions and earned a Special Commendation Award for her service.

Jennifer received her law degree from Loyola University in Chicago and a Bachelor of Arts from the University of Illinois at Urbana—Champaign. She has participated in athletics her entire life and is a die-hard Chicago sports fan. Combining her love of sports and her legal and business experience was a natural step in her career and a life-long dream.

Ownership, Front Office & Medical Staff Bios



Brian Flenner — General Manager

Twitter: None

Email: bflenner@railcatsbaseball.com

Years with Gary SouthShore RailCats: 1

Residence: Valparaiso, IN

Mr. Brian Flenner's Alma Mater:
B.S. & M.A., Ohio State University

Brian Flenner joined the Gary SouthShore RailCats for the 2019 season as the team's General Manager. Flenner has worked in the sporting industry for 20 years in a variety of business operations capacities including ticket sales, ticket operations, fan experience, marketing, promotions, advertising, social media, communications, media buying, sponsorship, community relations and customer service.

Flenner most recently worked for the Akron RubberDucks (2013-2018) (Double-A Affiliate of the Cleveland Indians) as the Director of Ticket Operations and Director of Ticket Sales for six seasons. Prior to the RubberDucks, his career has included stints a variety of sports and teams including the Youngstown Phantoms (2012), Freedom Sports & Entertainment / PMI College (2011-2012), University of Akron - Department of Athletics (2010-2011), The Ohio State University - Department of Athletics (2000-2009), American Diabetes Association (1997-2000) and Xoggz Pro Soccer Team (1995-1996). Flenner has also been an active community volunteer with the Green Area Chamber of Commerce, The Boy Scouts of America and coaching his children's sports teams.

Flenner received both his M.A. of Sport Management (1995) and B.S. of Business Administration in Marketing & Logistics (1993) from The Ohio State University. Flenner is originally from Belpre, Ohio and currently resides in Valparaiso, Ind., with his wife, Tami, and their two children, Kaleb and Samantha.



Noah Simmons — Senior Director of Operations & Head Groundskeeper

Twitter: @RC_GroundsCrew

Email: nsimmons@railcatsbaseball.com

Years with Gary SouthShore RailCats: 9

Residence: Hobart, IN

Mr. Noah Simmon's Alma Mater:
Portage High School

Noah "Huck" Simmons returns for his ninth season to the RailCats grounds team and his fourth season as Head Groundskeeper. Simmons was also promoted to Senior Director of Operations in 2019 and is charged with the full-time and important task of maintaining the RailCats home playing surface year round.

Simmons started in Schaumburg when he was 12-years-old and worked there for two years before making his way back to Gary to work for the RailCats, where he has been since. The rumors that Simmons was born at the Steel Yard are actually false but he has been a part of the operation for so long that it might seem that way.

In addition to keeping the "yard" in tip-top shape, Simmons also oversees facilities and operations of the US Steel Yard for the RailCats. Simmons is a 2015 graduate of Portage High School and makes his home in Hobart, Ind.



David Kerr — Director of Marketing & Promotions

Twitter: @DavidMKerr

Email: dkerr@railcatsbaseball.com

Years with Gary SouthShore RailCats: 6

Residence: Valparaiso, IN

Mr. David Kerr's Alma Mater:
B.A., Henderson State University

David Kerr enters his sixth season with the RailCats as the Director of Marketing & Promotions. He spent the 2014 and 2015 seasons as an Account Executive. A seasoned marketing and sales professional, David joined the RailCats from AT&T, where he was a Sales Manager for retail locations in Southwest Arkansas. David also has experience as an Assistant Program Manager with Accent Marketing, directing sales and service in support of a Fortune 500 telecommunications company. The 2019 season will be David's seventh in professional baseball, with his previous experience coming with the Arkansas Travelers.

David majored in Communication and Mass Media at Henderson State University in Arkadelphia, Ark., where he was a World Champion collegiate debater. David is a native of Akron, Ohio, and currently resides in Valparaiso, Ind. David is a devoted Cleveland sports fan, rooting for the Indians, Browns, and Cavs.

Ownership, Front Office & Medical Staff Bios



Dan Faulkner – Director of Sales

Twitter: None

Email: dfaulkner@railcatsbaseball.com

Years with Gary SouthShore RailCats: 1

Residence: Hammond, IN

Mr. Dan Faulkner's Alma Mater:
B.A., Ohio State University

Dan Faulkner joins the RailCats for the 2019 season as the Director of Sales. Prior to joining the RailCats, Dan served in multiple capacities for Caesars Entertainment including Sales, Marketing, Operations and Customer Service. In addition to gaming and hospitality, Dan spent the past three years serving as the Sales Manager for Rhinegeist Brewery, helping grow the nation's 33rd largest craft brewer based in Cincinnati, Ohio.

Dan was born and raised in Hammond, Ind., where he attended Bishop Noll Institute and was an All-State selection and State Champion in baseball. Dan was selected by the Philadelphia Phillies in the 42nd round of the 2006 MLB Draft out of high school but didn't sign. Prior to graduating with a Bachelor of Arts in Communications from The Ohio State University in 2010, Dan pitched collegiately for two seasons at John A. Logan College in Carterville, Ill.

Dan is an avid cyclist and runner and currently resides in Hammond, Ind. with his wife, Victoria, and their 2-year-old son, Cash.



Jared Shlensky – Director of Broadcasting & Media Relations

Twitter: @JaredShlensky

Email: jshlensky@railcatsbaseball.com

Years with Gary SouthShore RailCats: 3

Residence: Palos Heights, IL

Mr. Jared Shlensky's Alma Mater:
B.A., North Central College

Jared Shlensky enters his third season as the Gary SouthShore RailCats Director of Broadcasting & Media Relations. Jared was the Radio Broadcaster for the Waterloo Bucks of the Northwoods League in 2016 and was the Broadcast & Media Relations Intern for the Cedar Rapids Kernels (Class-A Affiliate of the Minnesota Twins) in 2015. In 2014, Jared was the Broadcast & Media Relations Intern for the Joliet Slammers of the Frontier League.

When not broadcasting RailCats baseball games, Jared works as a certified pharmacy technician at his parent's pharmacy, Central Clearing Drugs, in Chicago, Ill., and as a freelance broadcaster in the Chicagoland and Northwest Indiana area.

Jared graduated from North Central College (Naperville, Ill.) in 2014 with a B.A. in Broadcast Communications. Jared has been to 25 MLB Stadiums, and is eager to see a game at all 30. Jared resides in Palos Heights, Ill.



Ashley Nysten – Community & Promotions Coordinator/Account Executive

Twitter: @AshleyNysten

Email: anysten@railcatsbaseball.com

Years with Gary SouthShore RailCats: 3


Residence: Hobart, IN

Ms. Ashley Nysten's Alma Mater:
B.S., Ball State University

Ashley Nysten returns to the Gary SouthShore RailCats as the Community & Promotions Coordinator/Account Executive. 2019 is her third season with the RailCats, spending 2018 as Marketing/Promotions Assistant and 2017 as a Marketing/Promotions intern.

Ashley graduated from Ball State University in December 2018 with a B.S. in Public Relations and a minor in Marketing. In her spare time, Ashley enjoys catching a baseball game, traveling and drinking a good cup of coffee. Ashley resides in Hobart, Ind.

Ownership, Front Office & Medical Staff Bios



Hisham Abad – Box Office Manager/ Account Executive

Twitter: None

Email: habad@railcatsbaseball.com

Years with Gary SouthShore RailCats: 1

Residence: Valparaiso, IN

Mr. Hisham Abad's Alma Mater:

B.A., University of Toledo

M.A., Bowling Green State University

Hisham Abad joins the Gary SouthShore RailCats for his first season in 2019 as the Box Office Manager/Account Executive. Hisham comes from the Lake County Captains (Class-A Affiliate of the Cleveland Indians) where he spent two seasons (2017-2018) as the Stadium Operations Intern and the Ticket Sales Account Executive & Catering Coordinator respectively. While attending Bowling Green State University, Hisham worked as the Graduate Assistant for the BGSU Athletic Ticket Office (2016-2018).

Hisham graduated from the University of Toledo in August of 2015 with a Bachelor's Degree in Recreation & Leisure Studies. Continuing his education, Hisham graduated from Bowling Green State University in May of 2018 with a Master's Degree in Sport Administration.

Hisham is from Mentor, Ohio, where he attended Mentor High School. He is a die-hard fan of the Browns, Indians, Cavs and Ohio State Buckeyes. In his spare time, Hisham enjoys watching/playing sports, crossfit and hiking.



Anthony Gamble – Director of Food & Beverage

Twitter: None

Email: agamble@railcatsbaseball.com

Years with Gary SouthShore RailCats: 1

Residence: Valparaiso, IN

Mr. Anthony Gamble's Alma Mater:

Oregon-Davis High School

Anthony "Tony" Gamble enters his first season as the team's Director of Food & Beverage. Tony has been working in Food & Beverage industry for 29 years.

Tony was a District Manager at Burger King for 15 years and owned his own restaurant, Mancino's Grinders Pizza, for 10 years.

Anthony graduated from Oregon-Davis High School in 1992. Tony resides in Valparaiso, Ind., and has three sons, Cody, Parker and Jayden. Tony has always had a passion for food, and more importantly, customer service.



Renee Connelly— Marketing Consultant

Twitter: None

Email: frconnelly@hotmail.com

Years with Gary SouthShore RailCats: 15

Residence: Merrillville, IN

Ms. Renee Connelly's Alma Mater:

B.A., Indiana University Northwest

Renee Connelly returns to the Gary SouthShore RailCats for her 15th season as the team's Marketing Consultant. Renee has served in many roles throughout the Northwest Indiana community and uses her connections to market the RailCats in the community. Renee is also on the ECIER Foundation Board and is the Regional Marketing Director at Boyd Asphalt, Inc.

Renee is known for her tireless advocacy on behalf of both the City of Gary and Northwest Indiana. Much of her work has included fund raising for education scholarships.

Renee developed a love of sports from her days as a youth soccer coach in her native Merrillville, Ind. Renee also has a great passion for construction and lives by the philosophy "paving the way to success."

Renee has three wonderful children and eight gorgeous grandchildren.

Ownership, Front Office & Medical Staff Bios



Calvin Standifer – Game Day Producer

Twitter: None

Email: calvin.usquared@gmail.com

Years with Gary SouthShore RailCats: 1

Residence: Gary, IN

Mr. Calvin Standifer's Alma Mater:
B.A., Columbia College

Calvin Standifer joins the Gary SouthShore RailCats for the second time as the team's Game Day Producer in 2019. Calvin previously worked for the RailCats in 2006 as a Camera Operator. Calvin is also an accomplished film and television producer, director and editor. Calvin currently serves as the Production Engineer for the city of Gary, is in the post-production stages of his first full length feature film, "Carter's Game" and is in the pre-production stages of his second full length feature film, "Ms. Buckingham".

While studying at Columbia College in Chicago, Calvin was presented with the opportunity to direct a short film which received many accolades at the 2008 International Pan-African Film Festival in Cannes, France and earned him the prestigious award for 'Best Director'. Calvin's talent and years of experience, shooting short films, opening and engineering a recording studio as well as filming music videos has afforded him incredible opportunities. Calvin established his own production company, Run Horse Run Entertainment and fulfilled a lifelong dream of working with one of his idols, world renowned film director Spike Lee on the late great Michael Jackson's last music video, "This Is It".

When Calvin is not in the studio or behind the camera, he enjoys spending time with his fiancée, Lisa, and his four children, Edwin, Calvin III, Kyree, and Riley. Whether it's grooming his oldest son to follow in his footsteps, making puppets with his youngest, cooking or writing, Calvin likes to express his creative side. Calvin also enjoys playing chess, Texas hold 'em, watching movies and traveling.

Calvin served his country in the US Navy during Desert Storm and it allowed him the opportunity to travel to many countries and continents. Film making, film festivals and leisure time allowed him to travel to many others such as France, (where he climbed the Eiffel Tower in Paris with his 79-year-old grandfather), Turkey, Africa, Germany, Switzerland, Belize and the list goes on.

Calvin resides in Gary, Ind. with his family.



Chuck Schultz – Clubhouse Manager

Twitter: None

Email:

Years with Gary SouthShore RailCats: 2

Residence: Beecher, IN

Mr. Chuck Schultz's Alma Mater:
Beecher High School

Chuck Schultz returns to the Gary SouthShore RailCats in 2019 for his second season as the team's Clubhouse Manager. Schultz was the head groundskeeper/clubhouse manager for the Joliet Slammers of the Frontier League in 2017 prior to joining the RailCats. Chuck is responsible for the up-keeping of both clubhouses.

Chuck was an assistant baseball coach at Beecher High School for seven years and is a retired Harvey, Ill., firefighter. Chuck has three children (daughters, Alexis and Bailey; son, Cole) and resides in Beecher, Ind.



Dr. Omar Perez – Team Physician

Twitter: None

Email: N/A

Years with Gary SouthShore RailCats: 2

Residence: Merrillville, IN

Dr. Omar Perez's Alma Mater:
M.D., University of Puerto Rico School of Medicine

Dr. Omar Perez, M.D., with the Methodist Physician Group Orthopedic and Spine Center in Merrillville, Ind., was named the RailCats Physician on March 2, 2018. Dr. Perez specializes in orthopedic surgery, especially shoulder procedures, and sports medicine. During his career, Dr. Perez has treated world-class athletes in the NFL, NBA, and NCAA, as well as working with a number of major league baseball organizations. His specialty training includes both pediatric and adult sports medicine, so he's been on the sidelines for many local recreational athletes, too.

After completing his undergraduate and medical school training, Dr. Perez studied Orthopedic Sports Medicine as a fellow at Baylor/University of Texas. He maintains affiliations with the American College of Surgeons, the American Academy of Orthopedic Surgeons, and The American Orthopedic Society of Sports Medicine. Dr. Perez prescribes to the theory that movement is the key to creating change in people's lives. In his work at the Methodist Physician Group Orthopedic and Spine Center, he helps restore that motion to his patients

Ownership, Front Office & Medical Staff Bios



Stephanie Swank — Athletic Trainer

Twitter: None

Email: None

Years with Gary SouthShore RailCats: 2

Residence:

Ms. Stephanie Swank's Alma Maters:

B.S., Ball State University

M.S., Southeast Missouri State University

Stephanie Swank returns to the Gary SouthShore RailCats in 2019 for her second season as the team's Athletic Trainer.

Stephanie is a 2016 graduate of Ball State University, in Muncie, Ind., and was able to work with the baseball team and other sports team during her time there.

Following graduation in 2016, Stephanie went on to be a Graduate Assistant Athletic Trainer at Southeast Missouri State University. While there, she was the Athletic Trainer for both the Women's Volleyball and Women's Tennis programs. While she never lost her love for baseball, she was able to help with baseball whenever she could. While working for Southeast Missouri State University, Stephanie also earned her Master's Degree in Higher Education with a concentration in Athletic Administration.



Max Thoma — Broadcast & Media Relations Assistant

Twitter: @MaxThoma

Email: thoma1347@gmail.com

Years with Gary SouthShore RailCats: 1

Residence: Highland, IN

Mr. Max Thoma's Alma Mater:

B.A., University of Miami

Max Thoma joins the Gary SouthShore RailCats in 2019 as the Broadcasting & Media Relations Assistant.

Max graduated from the University of Miami in the spring of 2018 with a B.A. in Broadcast Journalism. For four years he called Hurricanes football, basketball and baseball games for WVUM, the student radio station, including a trip to broadcast at the 2016 College World Series.

Max comes to the RailCats after spending the summer of 2017 as an intern for Fox Sports Florida and the summer of 2018 as a play-by-play announcer for the Sunset Baseball League in Southern California. Despite growing up in the northern suburbs of Chicago, his favorite baseball team is the Cleveland Indians.



Taylor Campbell — Food & Beverage Assistant

Twitter: @tatertay28

Email: taylorcampbell6@icloud.com

Years with Gary SouthShore RailCats: 1

Residence: Lowell, IN

Ms. Taylor Campbell's Alma Mater:

Lowell High School

Taylor Campbell joins the Gary SouthShore RailCats in 2019 as the Food & Beverage Assistant.

Taylor graduated from Lowell High School in 2016 and just completed her junior year at Purdue University—Northwest (PNW). Taylor is a double major studying sports management and entrepreneurship.

Taylor loves baseball and her favorite MLB team is the Chicago Cubs. Taylor's lifelong dream is to be the first female general manager of an NFL franchise.



Other Assistants

Promotions Assistant: Sydney Zengler

Graphic Design Assistant: Adrien Hall

Assistant Head Groundskeeper: Taylor Balhoff

Stadium Operations/Groundskeeping Assistants: Austin Vanmeter & Nathan Johnson

2019 Gary SouthShore RailCats Roster & Coaching Staff



[Gary SouthShore RailCats Info.](#)

[Gary SouthShore RailCats Coaches & Players](#)

[American Association Info.](#)

[2018 Season Breakdown](#)

[Gary SouthShore RailCats Record Book](#)

Manager | Greg Tagert



#27 Greg Tagert Manager
Twitter: None
Opening Day Age: 56
Born: 01/05/63
Years Managing in Professional Baseball: 25
Years Managing Gary SouthShore RailCats: 15
Residence: Sacramento, CA
College: San Francisco State University
Acquired: Signed as a free agent, 2005

Greg Tagert returns to the Gary SouthShore Railcats in 2019 for his 15th season (25th overall) as the team's manager. Tagert has won three league championships (2005, 2007, 2013) and has finished with a .500 winning percentage or better record in every season except one since being named the team's manager in 2005.

The RailCats qualified for the American Association playoffs for the second straight season in 2018 after claiming the North Division Title on the final day of the regular season. Gary also finished with a single-season franchise record 59 regular-season wins in 2018. The Railcats regular-season Division Title and back-to-back playoff appearances were also firsts for Gary since merging from the now defunct Northern league to the American Association in 2011.

Tagert, a four-time League Manager of the Year (2001, 2007, 2009, 2016), has led Gary to the playoffs eight times (six straight from 2005-2010), six Championship Series, two Central Division Titles, one North Division Title, and has helped advance 24 former RailCats to affiliated baseball, including 2006 outfielder Nathan Haynes, who played in the MLB for the Los Angeles Angels and Tampa Bay Rays from 2007-2008. Tagert's most recent player to have his contract purchased by an MLB affiliate was shortstop Ryan Fitzgerald, who had his contract purchased by the Boston Red Sox on May 3, 2018.

Tagert has also helped advance over 20 coaches to the affiliated ranks, has three former coaches currently managing in Independent Baseball and has three former players/coaches currently coaching in the Major Leagues (Anthony Iapoce, Chicago Cubs Hitting Coach; Andy Haines, Milwaukee Brewers Hitting Coach; Jose Yopez, Atlanta Braves Bullpen Catcher).

Tagert has developed three Northern League Pitchers of the Year, two League Rookie of the Year winners, a Northern League Player of the Year, Defensive Player of the Year, five Baseball America All-Independent League selections, eight full-season Northern League All-Stars and two full-season American Association All-Stars.

Before becoming a professional manager in 1995, Tagert worked as a scout for the Detroit Tigers and as a pitching coach at the University of New Mexico. A native of Vacaville, Calif., Tagert pitched collegiately at San Francisco State University.

Tagert and his wife, Mary, have four children (sons Ben, Josh and Sam, and daughter, Elaine).

YEAR-BY-YEAR MANAGERIAL RECORD * = League Champs

Team	Year	LG	Level	G	W	L	W-L %
Ohio Valley	1995	FRON	IND	70	36	34	.514
Brainerd	1996	PRA	IND	16	7	9	.438
Evansville	1997	FRON	IND	79	46	33	.582
Evansville	1998	FRON	IND	79	43	36	.544
Evansville	1999	FRON	IND	84	43	41	.514
Evansville	2000	FRON	IND	83	45	38	.542
Dubois County	2001	FRON	IND	84	48	36	.514
Dubois County	2002	FRON	IND	84	52	32	.619
Kenosha	2003	FRON	IND	89	47	42	.528
Springfield/Ozark	2004	FRON	IND	96	52	44	.542
Gary	2005	NOR*	IND	96	54	42	.563
Gary	2006	NOR	IND	97	51	46	.526
Gary	2007	NOR*	IND	96	58	38	.604
Gary	2008	NOR	IND	96	56	40	.583
Gary	2009	NOR	IND	96	57	39	.594
Gary	2010	NOR	IND	100	52	48	.520
Gary	2011	AA	IND	100	54	46	.540
Gary	2012	AA	IND	100	50	50	.500
Gary	2013	AA*	IND	99	58	41	.586
Gary	2014	AA	IND	100	53	47	.530
Gary	2015	AA	IND	100	45	55	.450
Gary	2016	AA	IND	100	52	48	.520
Gary	2017	AA	IND	100	57	43	.570
Gary	2018	AA	IND	100	59	41	.590
Total	1995-2018	IND		2,144	1,175	969	.548
Gary	2005-2018	IND		1,380	756	624	.548

Assistant Coaches | Alain Quijano & Victor Burgos



#43 Alain Quijano Pitching Coach
Twitter: @AlainQuijano
Opening Day Age: 36
Born: 07/27/82
Years Coaching in Professional Baseball: 5
Years Coaching Gary SouthShore RailCats: 5
Residence: Oak Lawn, IL
College: Grand View College
Acquired: Signed as a free agent, 2015

Alain Quijano returns to the Gary SouthShore RailCats in 2019 for his fifth straight season as the team's pitching coach. The RailCats pitching staff in 2018 finished with the second-best ERA (3.65), issued the fewest number of walks (227) and intentional walks (two), committed the fewest number of balks (one) and finished with the most complete games (seven) and complete game shutouts (three).

Since being named the team's pitching coach in 2015, Quijano has had five players have their contracts purchased by Major League Affiliates — RHP Matt Solter, 2016 (San Francisco Giants); LHP Alex Gunn, 2016 (Arizona Diamondbacks); RHP Christian Herstine, 2016 (New York Yankees); RHP Karl Triana, 2016 (Baltimore Orioles); LHP Carlos Diaz, 2017 (Miami Marlins).

Quijano played nine seasons of Independent Professional Baseball, including three with Gary (2009, 2011, 2013). Quijano's best season with the RailCats was on the 2013 Championship Team, in which the southpaw won a career-high and RailCats single-season-high-tying 12 games. Quijano finished the season 12-7 with a 4.05 ERA in 21 starts, striking out 82 batters in 133.1 innings. Quijano concluded his professional baseball career in 2014 with the York Revolution of the Atlantic League, posting a 10-10 record with a 4.59 ERA in a career-high 28 starts and 168.2 innings pitched.

During the college baseball season, Quijano serves as the pitching coach at South Suburban College in South Holland, Ill. Prior to being named the pitching coach at SSC in 2019, Quijano began his coaching career as a graduate assistant coach at his alma mater Grand View College from 2005-06, before returning as an assistant coach from 2009-2010. Quijano was then the pitching coach at Iowa Wesleyan College in 2011, before serving as the pitching coaching and recruiting coordinator at Moraine Valley Community College from 2012-13. Quijano was then the pitching coach at Olive-Harvey College from 2015-16, before being promoted to head coach in 2017.

Quijano resides in Oak Lawn, Ill., with his wife, Rebecca, and their two children (daughter, Maryanna; son, Maximus).



#59 Victor Burgos Hitting Coach
Twitter: @vburgosbaseball
Opening Day Age: 32
Born: 01/17/87
Years Coaching in Professional Baseball: 1
Years Coaching Gary SouthShore RailCats: 1
Residence: Forth Worth, TX
College: Texas Wesleyan University
Acquired: Signed as a free agent, 2019

Victor Burgos joins the Gary SouthShore RailCats for his first season in 2019 as the team's hitting coach. Burgos was previously the head baseball coach for the Dallas Tigers 14-Youth baseball team from 2014-2019 and gives private lessons during the offseason.

Burgos played two seasons of Independent Professional Baseball between 2007-2008 as an outfielder in the Northern League and American Association, slashing .240/.273/.314/.587 with one home run and 13 RBIs over 41 games.. Burgos began his professional baseball career in 2007 with the Schaumburg Flyers of the now defunct Northern League before finishing the season with the now defunct St. Joe Blacksnakes of the American Association. In 29 total games between the two clubs, Burgos slashed .241/.281/.337/.618 with one home run and eight RBIs. A native of San Juan, Puerto Rico, Burgos returned to Schaumburg in 2008 before finishing his career with the Grand Prairie AirHogs of the American Association that year. In 12 total games between the clubs, Burgos slashed .237/.256/.263/.519 with three runs, nine hits, four RBIs and one stolen base.

Burgos played collegiately at Texas Wesleyan University in 2007, hitting .176 with nine runs, nine hits, four extra-base hits, six RBIs and five hit by pitches in 33 games (13 starts) as a senior.

Burgos resides in Fort Worth, Texas.

Assistant Coaches | Doug Coe & Marty Joyce



#60 Doug Coe Third Base Coach
Twitter: @catchers15DC
Opening Day Age: 34
Born: 10/15/84
Years Coaching in Professional Baseball: 1
Years Coaching Gary SouthShore RailCats: 1
Residence: Appleton, WI
College: University of Wisconsin—Stevens Point
Acquired: Signed as a free agent, 2019

Doug Coe joins the Gary SouthShore RailCats for his first season in 2019 as the team's third base coach. Coe will also work with the catcher's on an every day basis.

Coe played two seasons of Independent Professional Baseball as a catcher for the Windy City Thunderbolts of the Frontier League from 2008-2009. In his first season of professional baseball in 2008, Coe slashed .227/.402/.394/.796 with two home runs and 13 RBIs in 24 games. Coe concluded his pro playing career in 2000, slashing .171/.271/.244/.515 with three doubles and five RBIs in 15 games.

Prior to his pro career, Coe played collegiately at Lawrence University and at the UW—Stevens Point from 2004-2008. Coe was a two-time All-Midwest Conference selection at Lawrence from 2004-2005 before transferring to UW—Stevens Point in 2006. As a junior in 2006, Coe played in a school record 53 games and was named All-WIAC Honorable Mention and Second Team All-Midwest Region after finishing second in the Wisconsin Intercollegiate Athletic Conference (WIAC) with 13 home runs and 117 total. Behind the plate, Coe threw out 57% (13/23) of baserunners in 51 starts.

Coe batted .481 with one home run and seven RBIs in seven games as a senior in 2007 before suffering a season-ending knee injury. Coe received a medical redshirt in 2008 and was given a fifth year of eligibility. As a redshirt-senior in 2008, Coe was named the WIAC Position Player of the Year, First Team All-Region, Second Team D3Baseball.com All-American and First Team ABCA All-American after .438/.542/.810/1.352 with 67 hits, 27 extra-base hits, 15 home runs, 59 RBIs, 124 total bases and a .994 fielding percentage.

Coe was inducted into the UW—Stevens Point Athletics Hall of Fame in 2018, becoming one of 19 baseball alumni to be recognized. During the college baseball season, Coe works as an assistant coach at his alma mater, UW—Stevens Point.



#35 Marty Joyce First Base Coach
Twitter: @MartyJoyce21
Opening Day Age:
Born:
Years Coaching in Professional Baseball: 2
Years Coaching Gary SouthShore RailCats: 2
Residence: Homewood, IL
College: North Greenville University
Acquired: Signed as a free agent, 2019

Marty Joyce returns to the Gary SouthShore RailCats for his second season as an assistant coach. After working as the RailCats analytics director in 2018, Joyce was promoted in 2019 as the team's First Base Coach and Defensive Coordinator. Joyce is also currently the head baseball coach at Olive-Harvey College in Chicago, Ill.

Pitchers | Jumpei Akanuma



#61 **Jumpei Akanuma** **RHP**
Ht: 6-0 **Wt:** 190 **B/T:** L/R
Born: 07/04/95 **Opening Day Age:** 23 **Status:** Rookie
Pronunciation: June-pay Ahh-kuh-new-muh
Twitter: @J_A_64
Years of Professional Baseball: 1
Years with Gary SouthShore RailCats: 1
Residence: Kyoto, Japan
College: Lee University
Acquired: Signed with Gary on Jan. 16, 2019

2018

- Went 5-4 with a 5.02 ERA and one complete game shutout in 13 games (12 starts) as a senior at Lee University
- Won the Western Major Baseball League (wmbL) Championship with the Medicine Hat Mavericks
- Named a Second Team All-Star among starting pitchers after going 7-1 with a 3.13 ERA in 10 starts with the Mavericks

2017

- Transferred to Lee University after pitching for three seasons at the College of the Desert
- Went 1-4 with two saves and a 5.08 ERA in 15 games (13 starts) as a junior at Lee University
- Went 2-1 with a 5.50 ERA in eight games (seven starts) with the Arroyo Seco Saints of the California Collegiate Summer Baseball League

Personal

- Pitched at the College of the Desert from 2014-2016 before transferring to Lee University
- Pitched for the Palm Springs Power of the Southern California Collegiate Summer Baseball League in 2016
- Son of Junko and Yasuhiko Akanuma; has two sibilings, Teppei and Tuihei

Career Stats

Year	Team	Record	ERA	G	GS	CG	SHO	SV	IP	H	R	ER	HR	HB	BB	SO	WP	AVG	WHIP
------	------	--------	-----	---	----	----	-----	----	----	---	---	----	----	----	----	----	----	-----	------

NO PROFESSIONAL STATS

CAREER TOTALS NO PROFESSIONAL STATS

Pitchers | Felix Carvallo



#20
Ht: 6-0
Born: 05/20/93
Pronunciation:
Twitter:
Years of Professional Baseball: 7
Years with Gary SouthShore RailCats: 1
Residence: Barbacos, Venezuela
College: None
Acquired: Traded to Gary from Wichita on Dec. 20, 2018

LHP
B/T: L/L
Status: LS-4

2018

- Signed his first Independent Professional Baseball (IPBF) contract with the Wichita Wingnuts
- Went 2-1 with a 2.44 ERA in 33 relief appearances
- Recorded his first IPBF win on 8/13 @ CLE (2 IP, 3 R/0 ER, 4 H, 0 BB, 3 K)
- Didn't allow a run in 14.1 consecutive innings between 5/28 & 6/22
- Traded to Cleburne from Wichita on Oct. 5
- Traded to Gary from Cleburne on Dec. 20 in exchange for RHP Steve Pastora
- Finished without a record and a 0.00 ERA in four relief appearances with the Leones del Caracas of the Venezuelan Winter League

2017

- Didn't play professional baseball
- Finished without a record and a 13.50 ERA in seven relief appearances with the Leones del Caracas of the Venezuelan Winter League

2016

- Went 6-3 with a 3.74 ERA in 36 relief appearances with the High Desert Mavericks (Class-A Advanced) of the California League
- Recorded a career-high 67.1 innings pitched, 69 strikeouts and 300 batters faced
- Pitched for both the Leones del Caracas and the Tigres de Aragua of the Venezuelan Winter League
- Went 0-1 with a 2.08 ERA in seven relief appearances for Aragua and 2-0 with a 1.93 ERA in 16 relief appearances with Caracas

2015

- Went 3-2 with two saves and a 5.18 ERA in 36 relief appearances with the High Desert Mavericks
- Went 1-0 with a 3.18 ERA in five relief appearances with the Tigres de Aragua of the Venezuelan Winter League

2014

- Went 4-4 with a 3.41 ERA in 34 relief appearances with the Hickory Crawdads (Class-A) of the South Atlantic League
- Finished without a record and an ERA in two relief appearances with the Tigres de Aragua of the Venezuelan Winter League

2013

- Went 1-1 with a career-best eight saves and 0.90 ERA in 25 relief appearances with the Dominican Summer League Rangers (Rookie Ball)
- Finished with a career-high 17 games finished, 0.80 WHIP, .206 opponents batting average, 0.6 BB/p (walks per nine innings), 12.3 K/9 (strikeouts per nine innings) and 20.50 K/BB (strikeouts per walk)
- Recorded at least one strikeout in 21 of his 25 appearances
- Didn't allow a run in 14 consecutive innings between 7/19 & 8/24

2012

- Went 8-1 with a 3.35 ERA over 21 relief appearances in his first season of professional baseball with the Dominican Summer League Rangers
- Posted a career-high eight wins

Personal

- Signed with the Texas Rangers as an international free agent at 18-years-old on June 1, 2012
- Spent five seasons in the Rangers minor league system, reaching Class-A, Advanced
- Has pitched in the Venezuelan Winter League for five years

Career Stats

Year	Team	Record	ERA	G	GS	CG	SHO	SV	IP	H	R	ER	HR	HB	BB	SO	WP	AVG	WHIP
2012	RGR (DOSL)	8-1	3.35	21	0	0	0	0	45.2	44	21	17	1	1	13	47	4	.253	1.25
2013	RGR (DOSL)	1-1	0.90	25	0	0	0	8	30	22	3	3	0	0	2	41	2	.206	0.80
2014	HIC (SAL)	4-4	3.41	34	0	0	0	0	66	69	30	25	6	1	26	58	4	.268	1.44
2015	HD (CAL)	3-2	5.18	36	0	0	0	2	64.1	68	40	37	7	0	24	63	3	.268	1.43
2016	HD (CAL)	6-3	3.74	36	0	0	0	0	67.1	70	35	28	7	2	34	69	2	.267	1.54
2018	WIC (AA)	2-1	2.44	33	0	0	0	0	51.2	57	21	14	2	2	19	48	4	.285	1.47
CAREER TOTALS		24-12	3.44	185	0	0	0	10	325	330	150	124	23	6	118	326	19	.258	1.42

Pitchers | Jordan Cummings



#25 **Jordan Cummings** **RHP**
Ht: 6-1 **Wt:** 190 **B/T:** R/R
Born: 08/18/93 **Opening Day Age:** 25 **Status:** LS-1
Pronunciation:
Twitter: None
Years of Professional Baseball: 3
Years with Gary SouthShore RailCats: 1
Residence: Raeford, NC
College: Winston-Salem State University
Acquired: Traded to Gary from Sussex County on Feb. 4, 2019

2018

- Posted a career-high 104 innings pitched, two complete games, .280 opponents batting average and 1.46 WHIP between Salina, California City and Sussex County
- Began the season with the Salina Stockade of the Can-Am League
- Went 0-4 with one complete game and a 7.66 ERA in four starts with Salina before signing with the California City Whiptails of the PECOS League
- Went 2-1 with a 3.00 ERA in four starts with California City before having his contract purchased by the Sussex County Miners of the Can-Am League
- Won the Can-Am League Championship with Sussex County and finished 4-4 with one complete game and a 4.81 ERA in 11 starts during the regular season
- Went 0-1 with a 7.71 ERA in two games (one start) with Sussex County during the playoffs
- Recorded his first Can-Am League win on 7/11 against the Ottawa Champions (6.1 IP, 3 R/3 ER, 6 H, 1 BB, 5 K)
- Recorded his first Can-Am League complete game in his final appearance of the regular-season vs. the Trois-Rivieres Aigles (7 IP, 1 R/1 ER, 1 BB, 8 K)

2017

- Posted a career-high 20 starts, one complete game shutout and 101 strikeouts during his first season of professional baseball between White Sands and Salina
- Signed his first pro contract with the White Sands Pupfish of the PECOS League
- Went 2-3 with one complete game and a 5.63 ERA in nine starts with White Sands before getting traded to the Salina Stockade of the American Association on July 4
- Recorded his first professional win and complete game shutout on 6/7 against the Roswell Invaders (5 IP, 0 R/0 ER, 1 H, 2 BB, 9 K)
- Went 1-7 with one complete game shutout and a 7.81 ERA in 11 starts with Salina
- Recorded his only American Association win on 7/20 against the Sioux City Explorers (5.1 IP, 1 R/1 ER, 6 H, 5 BB, 4 K)

Personal

- Pitched at Brunswick Community College from 2013-14 before transferring to Winston-Salem State University
- Led the WSSU Rams pitching staff with 26 appearances and tied for the team lead with three saves as a junior in 2015
- Went 2-3 with one save and a 3.81 ERA in 21 games (one start) with the Duluth Huskies of the Northwoods Summer Baseball League in 2015
- Named the Central Intercollegiate Athletic Association (CIAA) Right-Handed Pitcher of the Year after leading the WSSU Rams with 22 appearances, five saves and a 12.46 K/9 (strikeouts per nine innings) as a senior in 2016
- Son of Steven and Tonya Cummings; has two brothers, Jonathan and Jamison

Career Stats

Year	Team	Record	ERA	G	GS	CG	SHO	SV	IP	H	R	ER	HR	HB	BB	SO	WP	AVG	WHIP
2017	WHI (PECOS)	2-3	5.63	9	9	1	1	0	48	63	33	30	2	9	19	52	8	.326	1.71
2017	SAL (AA)	1-7	7.81	11	11	0	0	0	53	66	52	46	7	5	37	49	8	.301	1.94
2018	SAL (CAMA)	0-4	7.66	4	4	1	0	0	22.1	24	24	19	6	4	8	19	0	.289	1.43
2018	CC (PECOS)	2-1	3.00	3	3	0	0	0	18	20	7	6	2	1	9	20	2	.282	1.61
2018	SUS (CAMA)	4-4	4.81	11	11	1	0	0	63.2	71	36	34	7	5	20	51	4	.281	1.43
CAREER TOTALS		9-19	5.93	38	38	3	1	0	205	244	152	135	24	24	93	191	22	.286	1.64

Pitchers | Christian DeLeon



#37
Ht: 6-4 **Wt:** 210
Born: 05/21/92 **Opening Day Age:** 26 **Status:** Rookie
Pronunciation: day-LEE-own
Twitter: None
Years of Professional Baseball: 2
Years with Gary SouthShore RailCats: 1
Residence: Houston, TX
College: University of Nebraska
Acquired: Signed with Gary on Feb. 7, 2019

2018

- Signed his first professional baseball contract with the Florence Freedom of the Frontier League on March 15
- Went 7-5 with one complete game, eight quality starts and a 4.17 ERA in 16 games (14 starts)
- Didn't allow a walk or a run in both of his relief appearances
- Recorded his first professional win on 6/13 vs. the Windy City Thunderbolts (5 IP, 0 R/0 ER, 2 H, 2 BB, 4 K)
- Won a career-best three straight games between 6/13 and 7/7
- Named the Frontier League Pitcher of the Week for the first time in his career for the week ending on 7/22 after tossing seven scoreless innings on 7/19 vs. the now defunct Traverse City Beach Bums

2017

- Signed with the Melbourne Aces of Australian Winter Baseball League following his senior year at the University of Nebraska
- Recorded a no-decision in his only appearance with Melbourne (2.2 IP, 2 R/2 ER, 4 H, 1 BB, 4 K)

Personal

- Played shortstop for the Lamar National Little League out of Richmond, Texas, who reached the Little League World Series in 2004
- Pitched at North Central Texas College as a freshman in 2011 before transferring to Blinn College
- Pitched at Blinn College as a sophomore in 2012 before transferring to the University of Nebraska in 2013
- Pitched at Nebraska as a junior and senior from 2013-14
- Led the Nebraska Cornhuskers pitching staff with 14 starts, 92.2 innings pitched, 46 strikeouts and seven wins as a junior in 2013
- Named to the Big Ten All-Tournament Team as a junior in 2013
- Named Second Team All-Big Ten as a senior in 2014
- Son of John DeLeon and Tammy Morgan; has two sisters, Misty and Krystal

Career Stats

Year	Team	Record	ERA	G	GS	CG	SHO	SV	IP	H	R	ER	HR	HB	BB	SO	WP	AVG	WHIP
2018	FLO (FRON)	7-5	4.17	16	14	1	0	0	77.2	72	38	36	6	6	23	48	7	.252	1.22
CAREER TOTALS		7-5	4.17	16	14	1	0	0	77.2	72	38	36	6	6	23	48	7	.252	1.22

Pitchers | Kaleb Fontenot



#28 **Kaleb Fontenot** **RHP**
Ht: 6-1 **Wt:** 180 **B/T:** R/R
Born: 06/23/93 **Opening Day Age:** 25 **Status:** LS-2
Pronunciation: Font-uh-no
Twitter: @KJonFontenot
Years of Professional Baseball: 4
Years with Gary SouthShore RailCats: 1
Residence: Ville Platte, LA
College: McNeese State University
Acquired: Signed with Gary on April 29, 2019

2018

- Appeared in MLB Spring Training with the Texas Rangers for the first time in his career (0.2 IP, 0 H, 0 R/0 ER, 0 BB, 0 K)
- Went 2-3 with one save, nine games finished and a 3.25 ERA in 35 games (one start) with the Down East Wood Ducks (Class-A Advanced) of the Carolina League
- Didn't allow a hit or run in his season debut on 4/6 against the Lynchburg Hillcats
- Didn't allow a run in a season-best 10.1 consecutive innings between June 3 and July 9
- Made his only start on 6/13 vs. the Wilmington Blue Rocks (4 IP, 2 R/1 ER, 4 H, 0 BB, 3 K)

2017

- Went 5-4 with a career-high 22 games finished, six saves and a 3.06 ERA in 41 relief appearances with the Hickory Crawdads (Class-A) of the South Atlantic League
- Posted a career-high five wins, 22 games finished, six saves, 3.06 ERA, 85.1 innings pitched, 96 strikeouts, .214 opponents batting average, 1.07 WHIP, 2.6 BB/9 (walks per nine innings), 10.1 K/9 (strikeouts per nine innings) and a 3.84 K/BB (strikeout-to-walk ratio)
- Didn't allow a run in six of his first seven appearances and didn't allow a run in a career-best 13 consecutive innings between May 21 and June 11

2016

- Selected by the Texas Rangers in the 21st round of the MLB Draft as a senior out of McNeese State University
- Went 0-2 with eight games finished, three saves and a 4.17 ERA in 19 games (three starts)
- Tossed a hitless inning of relief in his professional baseball debut on 6/18 vs. the Vancouver Canadians and didn't allow a run in his first four innings pitched and five of his six games

Personal

- Named All-State and All-State Honorable Mention as a pitcher and shortstop as a junior and senior, respectively, at Sacred Heart High School
- Pitched at McNeese State University from 2013-16
- Made two relief appearances and named to the Southland Conference Commissioner's Spring Honor Roll as a freshman at McNeese State University in 2013
- Posted a team-best 6-2 record and a team-best 2.14 ERA in 16 games (10 starts) as a sophomore in 2014
- Went 7-4 with a 3.38 ERA in a team-high 15 starts as a junior in 2015
- Led the McNeese State pitching staff with 15 starts, 93.1 innings pitched and 92 strikeouts in 2015
- Named Second Team All-Southland Conference and to the All-Academic Team after going 6-5 with two complete games (one shutout) and a 2.02 ERA in a team-high 15 starts as a senior in 2016
- Led the McNeese pitching staff with two complete games, a 2.02 ERA, 15 starts, 107 innings pitched, 108 strikeouts and a .209 opponents batting average in 2016
- Set a single-season school record with 28 consecutive scoreless innings in 2016
- Ranks third in school history with 19 career wins at McNeese State
- Son of Jonathan and Bridget Fontenot; has two siblings, Kaggan and Karli

Career Stats

Year	Team	Record	ERA	G	GS	CG	SHO	SV	IP	H	R	ER	HR	HB	BB	SO	WP	AVG	WHIP
2016	SPO (NWL)	0-2	4.17	19	3	0	0	3	36.2	38	21	17	3	1	16	41	1	.266	1.47
2017	HIC (SAL)	5-4	3.06	41	0	0	0	6	85.1	66	34	29	10	4	25	96	7	.214	1.07
2018	DE (CAR)	2-3	3.25	35	1	0	0	1	69.1	71	36	25	4	4	25	58	5	.264	1.38
2019	DE (CAR)	1-0	8.10	3	0	0	0	0	3.1	6	3	3	0	0	1	1	0	.375	2.10
CAREER TOTALS		8-9	3.42	98	4	0	0	10	194.2	181	94	74	17	9	67	196	13	.246	1.27

Pitchers | Lars Liguori



#22 **Lars Liguori** **LHP**
Ht: 6-2 **Wt:** 215 **B/T:** L/L
Born: 10/29/90 **Opening Day Age:** 28 **Status:** LS-3
Pronunciation: Lug-gore-ee
Twitter: None
Years of Professional Baseball: 6
Years with Gary SouthShore RailCats: 3
Residence: Scottsdale, AZ
College: Oral Roberts University
Acquired: Re-signed with on Oct. 4, 2018

2018

- Went 4-7 with a 3.52 ERA in 20 games (13 starts) in his second season with Gary (first since 2016)
- Finished eighth among qualifying pitchers in the American Association with a 3.52 ERA
- Went 2-0 with a 3.44 ERA in seven relief appearances
- Recorded his first American Association complete game in game one of a doubleheader vs. Chicago on 8/21 (W, 7 IP, 1 R/1 ER, 4 H, 1 BB, 5 K)
- Charged with the loss in his first American Association postseason game on 9/6 against St. Paul (3.1 IP, 5 R/5 ER, 8 H, 2 BB, 3 K)
- Re-signed with Gary on Oct. 4

2017

- Signed with the RailCats sister club, the Schaumburg Boomers of the Frontier League, before the start of the season
- Named a Frontier League All-Star for the first time in his career
- Went 9-4 with a 3.44 ERA over 18 games (17 starts) in his second season with the Boomers
- Posted a career-high nine wins, 82 strikeouts, 99.1 innings, three complete games and 17 starts

2016

- Began the season with the Roswell Invaders of the PECOS League
- Finished 2-1 with a 6.48 ERA over four starts in his second season with Invaders before having his contract purchased by Schaumburg
- Went 0-3 with a 6.19 ERA over three starts in his first season with the Boomers before having his contract purchased by Gary on July 20
- Went 1-1 with a 2.60 ERA in 19 relief appearances with Gary

2015

- Signed with the Roswell Invaders before the start season
- Went 4-1 with two complete games, two saves and a 3.99 ERA over seven games (five starts) in his first season with Roswell

2014

- Signed his first professional baseball contract with the Brownsville Charros of the United Baseball League
- Went 0-2 with two complete games, a save and a 2.98 ERA in eight games (five starts) with the Charros before having his contract purchased by the Sioux City Explorers
- Finished 2-4 with a 6.36 ERA over nine games (eight starts) in his first season in the American Association

2013

- Didn't play professional baseball

2012

- Went 0-3 with one save and a 2.33 ERA in a team-high 29 relief appearances as a senior at Oral Roberts University

Personal

- Named Honorable Mention All-State as a junior and senior at Desert Mountain High School
- Was a two-way player at Saddleback College for two years before transferring to Oral Roberts University
- Named Second Team All-Conference as a sophomore in 2010 at Saddleback College
- Made 59 relief appearances over two seasons at Oral Roberts University
- Son of Robert and Lene Liguori; has a brother, Thomas

Career Stats

Year	Team	Record	ERA	G	GS	CG	SHO	SV	IP	H	R	ER	HR	HB	BB	SO	WP	AVG	WHIP
2014	BRWN (ULB)	0-2	2.98	8	5	2	0	1	48.1	39	18	16	2	2	17	31	2	.224	1.16
2014	SC (AA)	2-4	6.36	9	8	0	0	0	46.2	61	40	33	4	0	19	26	1	.307	1.71
2015	ROS (PECO)	4-1	3.99	7	5	2	0	2	38.1	32	19	17	1	2	14	33	2	.229	1.20
2016	ROS (PECO)	2-1	6.48	4	4	0	0	0	25	34	20	18	5	2	11	22	0	.324	1.80
2016	SCH (FRON)	0-3	6.19	3	3	0	0	0	16	23	14	11	1	0	6	8	2	.338	1.81
2016	GAR (AA)	1-1	2.60	19	0	0	0	0	27.2	35	8	8	2	2	7	13	0	.310	1.52
2017	SCH (FRON)	9-4	3.44	18	17	3	0	0	99.1	101	43	38	8	2	31	82	4	.265	1.33
2018	GAR (AA)	4-7	3.52	20	13	1	0	0	94.2	117	51	37	8	3	16	45	1	.304	1.40
CAREER TOTALS		22-23	4.05	88	55	8	0	3	396	442	213	178	31	13	121	260	12	.278	1.42

Pitchers | Trevor Lubking



#26
Ht: 6-0 **Wt:** 205
Born: 09/04/92 **Opening Day Age:** 26 **Status:** Rookie
Pronunciation:
Twitter: @Lubby18
Years of Professional Baseball: 4
Years with Gary SouthShore RailCats: 1
Residence: Puyallup, WA
College: Pacific Lutheran University
Acquired: Traded to Gary from Sussex County on Feb. 4, 2019

2018

- Signed with the Gateway Grizzlies of the Frontier League on May 25
- Posted a career-high 23 appearances and seven games finished between the Gateway Grizzlies, San Rafael Pacifics and the Lincoln Saltdogs
- Went 0-1 with a 9.82 ERA in seven games (two starts) with Gateway
- Recorded a no-decision in his Frontier League debut on 6/2 vs. the now defunct Normal Cornbelters (3 IP, 0 R/0 ER, 2 H, 1 BB, 2 K)
- Signed with the San Rafael Pacifics of the Pacific Association of Professional Baseball Clubs (PACA) and went 1-0 with a 1.96 ERA in 12 relief appearances
- Tossed two scoreless innings of relief in his PACA debut on 7/12 vs. the Sonoma Stompers (2 IP, 0 R/0 ER, 0 H, 4 BB, 2 K)
- Recorded his first PACA win on 7/25 vs. the Vallejo Admirals (2.2 IP, 0 R/0 ER, 0 H, 1 BB, 2 K)
- Had his contract purchased by the Lincoln Saltdogs and finished without a record and a 1.93 ERA in four relief appearances
- Allowed one run out of the bullpen in his American Association debut on 8/24 against the Cleburne Railroaders (1 IP, 1 R/1 ER, 2 H, 1 BB, 1 K)
- Didn't allow a run in his last three appearances of the season with Lincoln (3.2 IP, 0 R/0 ER, 1 H, 1 BB, 4 K)
- Traded from Lincoln along with OF Angel Reyes to the Sussex County Miners of the Can-Am League on Dec. 5 as part of a three-way trade with Cleburne

2017

- Didn't play professional baseball

2016

- Didn't play professional baseball

2015

- Signed a minor league contract with the Milwaukee Brewers on April 24
- Went 0-1 with one save and a 6.10 ERA in seven relief appearances with the Arizona League Brewers (Rookie Affiliate)
- Struck out all three batters he faced in his Arizona League debut on 7/22 against the Arizona League Dodgers
- Recorded his first professional save on 7/28 vs. the Arizona League Padres (1 IP, 0 R/0 ER, 0 H, 0 BB, 1 K)
- Didn't allow a run in five of his seven appearances with the AZL Brewers

2014

- Selected by the Tampa Bay Rays in the 14th round of the MLB Draft out of Pacific Lutheran University as a junior
- Went 2-4 with a 3.51 ERA in 12 games (10 starts) with the Princeton Rays of the Appalachian League (Rookie Affiliate)
- Charged with the loss in his first professional baseball debut on 6/23 against the Greeneville Astros (3 IP, 3 R/3 ER, 6 H, 0 BB, 2 K)
- Recorded his first professional win on 7/30 against the Bristol Pirates (5 IP, 2 R/2 ER, 5 H, 1 HB, 1 BB, 2 K)
- Named the Appalachian League Pitcher of the Week for the week ending on 7/28
- Posted a career-high 10 starts, 3.51 ERA, 48.2 innings pitched, 43 strikeouts, .234 opponents batting average, 1.11 WHIP, 4.30 K/9 (strikeouts per nine innings), 1.8 BB/9 (walks per nine innings) and 4.30 K/BB (strikeout to walk ratio)

Personal

- Named All-State as a senior at White River High School in 2011
- Pitched collegiately at Pacific Lutheran University from 2012-14
- Pitched for the Wenatchee Applesox of the West Coast Summer Baseball League in 2012 and 2013
- Named Second Team All-Northwest Conference as a freshman in 2012 and First Team All-Northwest Conference as a sophomore and junior at PLU from 2013-14
- Named Second Team All-West Region as a junior in 2014 at PLU
- Didn't allow a run in two starts with the Mankato Moondogs of the Northwoods Summer Baseball League in 2014 (11.2 IP, 0 R/0 ER, 9 H, 4 BB, 11 K)
- Third all-time among PLU pitchers with 290 strikeouts and fifth with a 2.85 ERA
- Son of Thomas and Cathy Lubking; has a sister, Mallory; has a wife, Kady

Career Stats

Year	Team	Record	ERA	G	GS	CG	SHO	SV	IP	H	R	ER	HR	HB	BB	SO	WP	AVG	WHIP
2014	PRI (APPY)	2-4	3.51	12	10	0	0	0	48.2	44	24	19	7	1	10	43	5	.234	1.11
2015	BRE (AZL)	0-1	6.10	7	5	0	0	1	10.1	11	7	7	0	0	6	14	3	.262	1.65
2018	GAT (FRON)	0-1	9.82	7	2	0	0	0	11	15	13	12	4	1	8	10	1	.326	2.09
2018	SAN (PACA)	1-0	1.96	12	0	0	0	0	18.1	7	6	4	0	2	16	25	6	.113	1.26
2018	LIN (AA)	0-0	1.93	4	0	0	0	0	4.2	3	1	1	0	1	2	5	2	.188	1.07
CAREER TOTALS		3-6	4.16	42	12	0	0	1	93	80	51	43	11	5	42	97	17	.221	1.31

Pitchers | Chris Pennell



#19 **Chris Pennell** **RHP**
Ht: 6-0 **Wt:** 165 **B/T:** R/R
Born: 10/25/95 **Opening Day Age:** 23 **Status:** Rookie
Pronunciation: puh-nell
Twitter: @chris_pen3
Years of Professional Baseball: 2
Years with Gary SouthShore RailCats: 1
Residence: Westchester, NY
College: St. Thomas Aquinas College
Acquired: Traded to Gary from Schaumburg on Feb. 5, 2019

2018

- Signed his first professional baseball contract with the Salina Stockade of the Can-Am League following his senior season at St. Thomas Aquinas College
- Finished without a record and a 3.00 ERA in three relief appearances with Salina before signing with the Rockland Boulders of the Can-Am League
- Tossed a hitless inning of relief in his professional baseball debut with Salina on 6/24 against the Rockland Boulders (1 IP, 0 R/0 ER, 0 H, 0 BB, 1 K)
- Didn't allow a run or a hit in two of his three relief appearances with Salina
- Went 1-0 with a 2.55 ERA in three starts with Rockland
- Recorded a no-decision in his first professional start on 8/22 against the Sussex County Miners (3.2 IP, 0 R/0 ER, 2 H, 2 BB, 3 K)
- Recorded his first professional win on 8/28 against the Trois-Riviers Aigles (6.1 IP, 1 R/0 ER, 2 H, 2 BB, 5 K)
- Tossed a career-high seven innings in his last start of the regular-season on 9/2 against the Ottawa Champions
- Tossed a hitless inning of relief in his only appearance of the postseason with Rockland (1 IP, 0 R/0 ER, 0 H, 0 BB, 0 K)

2017

- Went 2-2 with two saves and a 3.72 ERA in 17 relief appearances with North Shore Navigators of the Futures Collegiate Summer Baseball League of New England (FCBL)
- Named to the FCBL East All-Star Team
- Recorded the save in the FCBL All-Star Game with a scoreless bottom of the ninth (1 IP, 0 R/0 ER, 1 H, 0 BB, 1 K)

Personal

- Pitched at St. Thomas Aquinas College from 2015-18
- Went 7-1 with a 1.73 ERA in 22 games as a senior in 2018 at St. Thomas Aquinas College
- Recorded 14 strikeouts in a complete-game performance in his final collegiate game
- Finished 14-3 with five saves and a 1.88 ERA in 81 appearances over his four-year career at St. Thomas Aquinas College
- Son of Ellen and Glenn Pennell; has an older brother, Ryan, who is a Video Coordinator, Baseball Operations employee for Tampa Bay and was selected by the Rays in the 22nd round of the 2014 MLB Draft, reaching Class-A

Career Stats

Year	Team	Record	ERA	G	GS	CG	SHO	SV	IP	H	R	ER	HR	HB	BB	SO	WP	AVG	WHIP
2018	SAL (CAMA)	0-0	3.00	3	0	0	0	0	3	1	2	1	0	0	3	1	1	.100	1.33
2018	ROC (CAMA)	1-0	2.55	3	3	0	0	0	17.2	14	6	5	1	0	4	12	2	.200	1.02
CAREER TOTALS		1-0	2.61	6	3	0	0	0	20.2	15	8	6	1	0	7	13	3	.188	1.07

Pitchers | Mario Samuel



#53 **Mario Samuel** **LHP**
Ht: 6-1 **Wt:** 230 **B/T:** L/L
Born: 03/27/95 **Opening Day Age:** 24 **Status:** Rookie
Pronunciation:
Twitter: @_SuperMarioBro_
Years of Professional Baseball: 2
Years with Gary SouthShore RailCats: 2
Residence: Aurora, IL
College: University of Wisconsin—Parkside
Acquired: Re-signed with Gary on Jan. 24, 2019

2018

- Pitched for the Hammond Lakers of the Chicago Suburban Baseball League (CSBL) prior to signing with Gary
- Signed his first professional baseball contract with Gary on Aug. 14
- Went 2-0 with three holds and a 1.54 ERA in seven games (one start) with Gary
- Recorded a hold in his professional baseball debut on 8/17 vs. Winnipeg (1 IP, 0 R/0 ER, 1 H, 0 BB, 2 K)
- Picked up his first pro win in game two of a doubleheader on 8/21 against Chicago (0.2 IP, 0 R/0 ER, 0 H, 0 BB, 2 K)
- Recorded the win in his first professional start on 9/1 vs. Kansas City (5 IP, 1 R/1 ER, 4 H, 1 BB, 3 K)

2017

- Went 3-5 with a 4.78 ERA in a team-high 11 starts as a senior at the University of Wisconsin—Parkside
- Led the Rangers pitching staff with 64 innings pitched and 67 strikeouts

Personal

- Named Honorable Mention All-Area and won the Wayne Coffey Coaches Award as a senior at Bolingbrook High School in 2013
- Pitched at the UW—Parkside from 2014-17
- Named the Great Lakes Valley Conference (GLVC) Freshman of the Year after going 5-5 with three complete games (one shutout) and a 4.42 ERA in 11 games (10 starts) in 2014
- Went 3-0 with a 4.76 ERA in eight games (one start) with the Kenosha Kingfish of the Northwoods Summer Collegiate Baseball League in 2015
- Pitched for the Southland Vikings of the Midwest Collegiate Summer Baseball League in 2016
- Son of William Samuel and Karen Dandridge; has two brothers, Alex and Marcus, and two sisters, Ciara and Alexis

Career Stats

Year	Team	Record	ERA	G	GS	CG	SHO	SV	IP	H	R	ER	HR	HB	BB	SO	WP	AVG	WHIP
2018	GAR (AA)	2-0	1.54	7	1	0	0	0	11.2	8	2	2	0	0	4	11	0	.178	1.03
CAREER TOTALS		2-0	1.54	7	1	0	0	0	11.2	8	2	2	0	0	4	11	0	.178	1.03

Pitchers | Justin Sinibaldi



#00 **Justin Sinibaldi** **RHP**
Ht: 6-3 **Wt: 210** **B/T: R/R**
Born: 05/12/94 **Opening Day Age: 25** **Status: Rookie**
Pronunciation:
Twitter: @jsinibaldi39
Years of Professional Baseball: 4
Years with Gary SouthShore RailCats: 1
Residence: Kenner, LA
College: Nicholls State University
Acquired: Traded to Gary from Lake Erie on Nov. 12, 2018

2018

- Re-signed with the Lake Erie Crushers of the Frontier before the start of the season
- Traded to Gary from Lake Erie in exchange for outfielder Cameron Newell on Feb. 6
- Returned to Lake Erie to complete an earlier trade between the two teams on May 16
- Went 3-4 with a career-best 10 saves, 17 games finished and a 3.57 ERA in 30 games (nine starts) with Lake Erie
- Posted a career-high 10 saves, 17 games finished and 68 innings pitched
- Recorded a career-best three consecutive saves between 6/14 and 6/17
- Didn't allow a hit in a career-best 8.1 consecutive innings between 6/5 and 6/24

2017

- Re-signed with Lake Erie on Dec. 23
- Went 5-2 with a 3.15 ERA in a career-high 36 relief appearances
- Posted a career-high 36 relief appearances, 73 strikeouts, .221 opponents batting average, 1.02 WHIP, 73.2 First Pitch Strike Percentage (FPS), 10.95 K/9 (strikeouts per nine innings) and a 10.95 BB/9 (walks per nine innings)
- Didn't allow a run in a career-best 24.1 consecutive innings between 7/7 and 8/19

2016

- Signed his first professional baseball contract with Lake Erie on June 21 following his senior season at Nicholls State University
- Went 1-5 with one save and a 4.18 ERA in 12 games (three starts) with Lake Erie
- Charged with the loss in his professional debut on 6/24 against the Joliet Slammers (1.1 IP, 5 R/1 ER, 4 H, 1 BB, 0 K)
- Recorded his first pro win on 8/21 vs. the now defunct Traverse City Beach Bums (3.1 IP, 0 R/0 ER, 0 H, 6 BB, 6 K)

Personal

- Named First Team All District and Honorable Mention All-State as a senior at Archbishop Rummer High School in 2012
- Went 4-2 with a 2.25 ERA in 11 games (10 starts) with the Acadiana Cane Cutters of the Texas Summer Collegiate League in 2013
- Went 2-2 with a 3.68 ERA in eight games (six starts) with the Clarinda A's of the MINK Summer Collegiate League in 2014
- Named the Southland Conference Pitcher of the Year, First Team All-Southland, First Team All-Louisiana, and was a member of the National College Baseball Hall of Fame Pitcher of the Year Watch List after going 10-1 with two complete game shutouts and a 1.40 ERA as a junior in 2015 at Nicholls State University
- Led the Southland Conference with 10 wins and a 1.40 ERA and led the Nicholls State pitching staff in wins, ERA, complete games and shutouts
- Went 6-6 with four complete games, a shutout and a 3.60 ERA in 15 games (14 starts) as a senior at Nicholls State in 2016
- Led the Nicholls State pitching staff with four complete games, one shutout, 95 innings pitched and 79 strikeouts in 2016
- Son of Armand and Karen Sinibaldi; has an older brother, Trey, and a younger brother, Adam
- Father, Armand, played professional baseball in Italy and collegiately at Northwestern State University and the University of New Orleans

Career Stats

Year	Team	Record	ERA	G	GS	CG	SHO	SV	IP	H	R	ER	HR	HB	BB	SO	WP	AVG	WHIP
2016	LE (FRON)	1-5	4.18	12	3	0	0	1	28	27	18	13	0	4	21	18	1	.267	1.71
2018	LE (FRON)	5-2	3.15	36	0	0	0	0	60	48	21	21	5	1	13	73	2	.221	1.02
2018	LE (FRON)	3-4	3.57	30	9	0	0	10	68	77	35	27	3	6	25	55	1	.285	1.50
CAREER TOTALS		9-11	3.52	78	12	0	0	11	156	152	74	61	8	11	59	146	4	.257	1.35

Pitchers | Duke von Schamann



#29 Duke von Schamann RHP
Ht: 6-4 **Wt:** 190 **B/T:** R/R
Born: 06/03/91 **Opening Day Age:** 27 **Status:** LS-5
Pronunciation: von SHAW-min
Twitter: @DVS105
Years of Professional Baseball: 8
Years with Gary SouthShore RailCats: 1
Residence: Oklahoma City, OK
College: Texas Tech University
Acquired: Signed with Gary on April 8, 2019

Gary SouthShore RailCats Coaches & Players

2018

- Re-signed with the Joliet Slammers of the Frontier League on May 9
- Went 4-1 with a career-best 2.70 ERA and 1.2 BB/9 (walks per nine innings) in eight starts with the Frontier League Champion Joliet Slammers
- Named the Frontier League Pitcher of the Week for the first time in his career after throwing a complete game shutout (9 IP, 0 R/0 ER, 5 H, 0 BB, 7 K) against the now defunct Traverse City Beach Bums on 8/27

2017

- Signed his first Frontier League contract with Joliet before the start of the season
- Went 5-8 with a career-best two complete games (one shutout) and a 4.06 ERA in 19 starts
- Recorded the win in his Frontier League debut on 5/20 vs. the Schaumburg Boomers (7 IP, 1 R/0 ER, 5 H, 2 BB, 4 K)

2016

- Signed his first Independent Professional Baseball (IPBF) contract and first American Association contract with the Winnipeg Gold-eyes on April 12
- Went 8-7 with a 4.87 ERA in 22 games (20 starts) with the American Association Champion Winnipeg Goldeyes
- Recorded a no-decision in his IPBF debut on 5/20 against the now defunct Joplin Blasters (5.1 IP, 3 R/3 ER), 2 H, 1 BB, 5 K)
- Recorded his first IPBF win in his third start on 6/1 vs. Sioux Falls (6.1 IP, 2 R/2 ER, 7 H, 1 BB, 4 K)
- Finished without a record and 9.64 ERA in two relief appearances during the postseason (4.2 IP, 5 R/5 ER, 13 H, 1 BB, 4 K)

2015

- Returned to the Akron RubberDucks of the Eastern League (Double-A Affiliate) for the second straight season
- Went 1-3 with a 7.92 ERA in five starts (26 IP, 22 R/22 ER, 36 H, 9 BB, 19 K)

2014

- Opened the season with the Chattanooga Lookouts of the Southern League (Double-A, Affiliate) and recorded the win in his only start with seven scoreless innings (7 IP, 0 R/0 ER, 2 H, 0 BB, 2 K) against the Jackson Generals before getting traded to the Cleveland Indians on 4/6 in exchange for LHP Colt Hynes
- Finished 10-8 with one save and a 4.15 ERA in 27 games (23 starts) between Chattanooga, Akron and the Columbus Clippers of the International League (Triple-A affiliate)
- Posted a career-high three games finished, one save, 151.2 innings pitched, 12 hit batsmen and 633 batters faced between the three affiliates
- Went 8-8 with his only career save and a 4.20 ERA in 24 games (20 starts) with Akron before getting promoted to Columbus on June 4
- Named the Eastern League Pitcher of the Week for the first time in his career for the week ending on Aug.11 after going 2-0 in two starts against the now defunct New Britain Rock Cats and the New Hampshire Fisher Cats (14 IP, 4 R/4 ER, 11 H, 0 BB, 1 HB, 5 K)
- Went 1-0 with a 6.52 ERA in two starts with Columbus (9.2 IP, 7 R/7 ER, 12 H, 2 BB, 2 K)

2013

- Opened the season with the Rancho Cucamonga Quakes of the California League (Class-A, Advanced) and went 8-2 with a 4.34 ERA in 11 starts before getting promoted to Chattanooga on June 7
- Finished 11-7 with a 4.67 ERA in 27 games (23 starts) between Rancho Cucamonga and Chattanooga
- Posted a career-high 11 wins, 100 strikeouts and 6.9 K/9 (strikeouts per nine innings) between Rancho Cucamonga and Chattanooga
- Won a career-high seven consecutive starts between April and May 26
- Went 3-5 with a 5.00 ERA in 16 games (12 starts) with Chattanooga
- Named the Southern League Pitcher of the Week for the first time in his career for the week ending on June 17 after going 2-0 in two starts against the Jackson Generals and the now defunct Huntsville Stars (12 IP, 1 R/1 ER, 6 H, 2 BB, 14 K)
- Struck out a career-high 10 batters in the win on 6/10 against Jackson (6 IP, 1 R/1 ER, 3 H, 0 BB)

2012

- Selected by the Los Angeles Dodgers in the 15th round of the MLB Draft out of Texas Tech University as a redshirt-sophomore
- Began his professional baseball career with the Ogden Raptors of the Pioneer League (Rookie Affiliate) and went 1-0 without allowing a run in two relief appearances before getting promoted to the Great Lakes Loons of the Midwest League (Class-A Affiliate) on June 27
- Finished 6-4 with one complete game and a 3.00 ERA in 15 games (13 starts) between Ogden, Great Lakes and Chattanooga in his first season of professional baseball
- Posted a career-best .226 opponents batting average, 1.08 WHIP, 7.6 H/9 (hits per nine innings) and 0.4 HR/9 (home runs per nine innings) between Ogden, Great Lakes and Chattanooga
- Didn't allow a run in the first seven innings (three appearances) of his pro career
- Went 4-4 with a complete game and a 3.90 ERA in 12 starts with Great Lakes before getting promoted to Chattanooga on Aug. 29
- Recorded the win in his only start with Chattanooga on 8/31 against the Birmingham Barons (5 IP, 1 R/1 ER, 3 H, 1 BB, 1 HB, 0 K)

Personal

- Named All-State and the Edmond Player of the Year as a senior at Edmond Santa Fe High School in 2009
- Attended Texas Tech University from 2010-2012
- Underwent Tommy John Surgery in 2010 and received a medical redshirt
- Named to the College Baseball Daily Big 12 All-Freshman Team and the Big 12 Commissioner's Fall Academic Honor Roll as a redshirt-freshman in 2011 after going 5-0 with a 3.92 ERA in 13 games (Seven starts)
- Named to the National Pitcher of the Year Watch List, the Nation's Top Pitcher Award List and the All-Big 12 Coaches All-Conference Honorable Mention Team as a redshirt-sophomore in 2012 after going 6-4 with three complete games and a 2.08 ERA in 12 starts
- Finished with a team-best six wins, 2.08 ERA, 12 starts, 86.2 innings pitched, 60 strikeouts, .212 opponents batting average and 0.90 WHIP in 2012
- Son of Patrick and Kristy Brown and Uwe von Schamann; has a sister, Madeline, and a brother, Chase
- Father, Uwe, was a kicker at Oklahoma University from 1975-78 and played in the NFL for the Miami Dolphins for six seasons (1979-84)
- Uwe won a National Championship at Oklahoma in 1975, was voted the all-time All-Big 8 Kicker, named the All-Century Oklahoma Kicker in 1999, drafted by the Dolphins in 7th round (189th overall) of the 1979 NFL Draft and set an NFL record for most extra points attempted in a single-season in 1984 before New England Patriots kicker Stephen Gostkowski broke it in 2007

Career Stats

Year	Team	Record	ERA	G	GS	CG	SHO	SV	IP	H	R	ER	HR	HB	BB	SO	WP	AVG	WHIP
2012	OGD (PION)	1-0	0.00	2	0	0	0	0	3	1	0	0	0	0	2	0	.100	0.33	
2012	GL (MID)	4-4	3.22	12	12	1	0	0	67	59	29	24	3	4	13	42	2	.233	1.08
2012	CHA (SL)	1-0	1.80	1	1	0	0	0	5	3	1	1	0	1	0	0	.188	0.80	
2013	RC (CAL)	8-2	4.34	11	11	0	0	0	64.1	64	32	31	8	2	18	50	1	.267	1.28
2013	CHA (SL)	3-5	5.00	16	12	0	0	0	66.2	82	39	37	7	5	20	50	2	.309	1.53
2014	CHA (SL)	1-0	0.00	1	1	0	0	0	7	2	0	0	0	0	2	0	.083	0.29	
2014	AKR (EL)	8-8	4.20	24	20	0	0	1	135	140	68	63	15	11	34	68	6	.271	1.29
2014	COL (IL)	1-0	6.52	2	2	0	0	0	9.2	12	7	7	2	1	2	2	0	.293	1.45
2015	AKR (EL)	1-3	7.92	5	5	0	0	0	25	36	22	22	8	0	9	19	3	.340	1.80
2016	WIN (AA)	8-7	4.87	22	20	0	0	0	116.1	135	70	63	8	8	23	66	6	.285	1.36
2017	JOL (FRON)	5-8	4.06	19	19	2	1	0	122	140	65	55	11	9	23	89	5	.281	1.34
2018	JOL (FRON)	4-1	2.70	8	8	0	0	0	43.1	45	19	13	5	2	6	28	4	.265	1.18
CAREER TOTALS		45-38	4.28	123	111	3	1	1	664.1	719	352	316	67	43	149	418	29	.272	1.31

Catchers | Wilfredo Gimenez



#16 Wilfredo Gimenez C
Ht: 6-0 **Wt:** 210 **B/T:** R/R
Born: 12/18/90 **Opening Day Age:** 28 **Status:** Veteran
Pronunciation: Him-en-ez
Twitter: None
Years of Professional Baseball: 11
Years with Gary SouthShore RailCats: 3
Residence: Maracay, Venezuela
College: None
Acquired: Re-signed with Gary on Jan. 15, 2019

2018

- Re-signed with Gary before the start of the season
- Slashed .255/.295/.350/.645 with 23 runs, 56 hits, 12 doubles, three home runs, 15 extra-base hits, 27 RBIs, two stolen bases and three sacrifice flies in 62 games with Gary
- Finished with a team-high 53 starts at catcher, 24 caught stealings, a 42% (24/57) caught stealing percentage and a 3.34 ERA when catching
- RailCats went 33-20 when Gimenez started at catcher
- Went 2-for-2 with an RBI and a run in the season opener on 5/18 vs. St. Paul
- Hit a walk-off single on 6/4 vs. Winnipeg for the RailCats first extra-innings win of the year
- Hit a go-ahead RBI double with two outs in the top of the 10th on 6/23 against Winnipeg
- Went 2-for-10 with a run and a double in the American Association North Division Series
- Slashed .298/.341/.381/.722 with six run, 25 hits, four doubles, one home run, five extra-base hits and four RBIs in 27 games with the Tigres de Araguay of the Venezuelan Winter League

2017

- Signed his first Independent Professional Baseball (IPBF) contract with Gary on Feb. 23
- Slashed .226/.271/.287/.559 with 15 runs, 44 hits, six doubles, two home runs, eight extra-base hits, 25 RBIs, two hit by pitches and two sacrifice flies in 60 games with Gary
- Led all Gary catchers with 54 starts behind the plate
- Threw out 17% (10/60) of baserunners
- RailCats went 28-26 when Gimenez started at catcher
- RailCats pitching staff posted a 4.23 ERA when Gimenez started behind the plate
- Recorded two hits in his IPBF debut on 5/19 against St. Paul
- Hit his first IPBF home run and first home run in over three years on 7/13 against Wichita
- Led the RailCats with a .375 batting average, .750 slugging percentage, 1.125 OPS and a triple in the American Association Semifinals

2016

- Didn't play professional baseball

2015

- Didn't play professional baseball

2014

- Invited to Marlins Big League Camp for the first time in his career
- Slashed .243/.257/.218/.574 with nine runs, 36 hits, eight doubles, one home run, nine extra-base hits, 21 RBIs, two stolen bases and one sacrifice fly in 44 games with the Jacksonville Suns of the Southern League (Double-A)

2013

- Slashed .237/.269/.302/.571 with 23 runs, 66 hits, 16 doubles, one triple, 17 RBIs, 33 RBIs, three hit by pitches, one stolen base and three sacrifice flies in 80 games with the Jupiter HammerHeads of the Florida State League (Class-A, Advanced)
- Posted a career-high 33 RBIs and 16 doubles and tied a career-high with 17 extra-base hits

2012

- Slashed .266/.311/.331/.643 with 36 runs, 86 hits, 11 doubles, two triples, two home runs, 15 extra-base hits, 24 RBIs, and two sacrifice flies over 87 games in his second season with the Greensboro Grasshoppers of the South Atlantic League (Class-A)
- Posted a career-high 87 games, 349 plate appearances, 323 at-bats, 36 runs, 86 hits and 22 walks
- Named a South Atlantic League Mid-Season All-Star with Greensboro

2011

- Slashed .251/.284/.347/.630 with 33 runs, 63 hits, 13 doubles, one triple, three home runs, 17 extra-base hits, 32 RBIs, four hit by pitches and a career-high four sacrifice flies in 72 games with Greensboro

2010

- Slashed .226/.284/.311/.596 with 11 runs, 24 hits, three doubles, two home runs, five extra-base hits, 11 RBIs, one hit by pitch and one sacrifice fly in 32 games with the Jamestown Jammers (Class-A, Short Season)

2009

- Slashed .279/.358/.375/.733 with 17 runs, 29 hits, seven doubles, one home run, eight extra-base hits, 22 RBIs, one stolen base and two sacrifice flies with the Gulf Coast League Marlins (Rookie Affiliate)
- Posted a career-high .279 batting average, .358 on-base percentage, .375 slugging percentage and .733 OPS

2008

- Slashed .265/.335/.351/.685 with 27 runs, 56 hits, 11 doubles, two triples, one home run, 14 extra-base hits, 19 RBIs, and two sacrifice flies over 54 games in his first season of professional baseball with the Dominican Summer League Marlins (Rookie Affiliate)
- Posted a career-high five hit by pitches

Personal

- Signed with the Florida Marlins as an international free agent at 17-years-old in 2008
- Spent seven seasons in the Marlins minor league system, reaching Double-A
- Oldest player on the RailCats roster
- Son of Wilfredo and Aleyda de Gimenez; has a son, Noah

Career Stats

Year	Team	G	PA	AB	R	H	2B	3B	HR	XBH	RBI	BB-IBB	SO	HBP	SB	CS	SF	AVG	OBP	SLG	OPS
2008	MAR (DOSL)	54	236	211	27	56	11	2	1	14	19	18-1	14	5	1	2	2	.265	.335	.351	.685
2009	MAR (GCL)	35	122	104	17	29	7	0	1	8	22	14-0	9	0	1	1	2	.279	.358	.375	.733
2010	JAM (NYPL)	32	116	106	11	24	3	0	2	5	11	8-0	21	1	0	1	1	.226	.284	.311	.596
2011	GBO (SAL)	72	268	251	33	63	13	1	3	17	32	9-0	44	4	0	1	4	.251	.284	.347	.630
2012	GBO (SAL)	87	349	323	36	86	11	2	2	15	24	22-0	43	0	0	0	2	.266	.311	.331	.643
2013	JUP (FSL)	80	297	278	23	66	16	1	0	17	33	10-0	52	3	1	0	3	.237	.269	.302	.571
2014	JAX (SOU)	44	152	148	9	36	8	0	1	9	21	3-0	18	0	2	0	1	.243	.257	.318	.574
2017	GAR (AA)	60	211	195	15	44	6	0	2	8	25	11-0	23	2	0	0	2	.226	.271	.287	.559
2018	GAR (AA)	62	238	220	23	56	12	0	3	15	27	14-0	41	0	2	0	3	.255	.295	.350	.645
CAREER TOTALS		526	1989	1836	194	460	87	6	15	108	214	110-1	266	15	7	5	20	.252	.297	.331	.645

Catchers | Gavin Blodgett



#30 **Gavin Blodgett** **C**
Ht: 5-11 **Wt:** 205 **B/T:** R/R
Born: 01/22/96 **Opening Day Age:** 23 **Status:** Rookie
Pronunciation:
Twitter: @gavinblodgett
Years of Professional Baseball: 1
Years with Gary SouthShore RailCats: 1
Residence: Fullerton, CA
College: Chapman University
Acquired: Signed with Gary on Nov. 26, 2018

2018

- Signed his first professional baseball contract with Gary on Nov. 26 following his senior season at Chapman University
- Named First Team All-SCIAC and Second Team ABCA All-West Region
- Slashed .373/.471/.586/1.057 with 44 runs, 63 hits, 11 doubles, two triples, seven home runs, 20 extra-base hits, 47 RBIs and nine stolen bases in 48 games at Chapman
- Finished with a team-high 48 games played, 44 runs, 63 hits, 47 RBIs and a .471 on-base percentage
- Posted .968 fielding percentage with 127 total putouts and 82 assists at third base

2017

- Named Second Team All-SCIAC and Third Team ABCA All-West Region as a junior at Chapman
- Slashed .348/.426/.559/.985 with 46 runs, 56 hits, 16 doubles, six home runs, 22 extra-base hits, 34 RBIs and four stolen bases in 40 games
- Finished with a team-high 46 runs

Personal

- Four-year letterwinner and two-time First Team All-Freeway League in baseball at Sonora High School from 2011-14
- First Team All-CIF as a sophomore at Sonoro in 2012
- Third Team All-Orange County and Second Team All CIF-Division 4 as a senior at Sonora in 2014
- Four-year starter at Chapman University from 2015-18
- Two-Time ABCA All-West Region and three-time All-SCIAC selection at Chapman
- Slashed .331/.381/.488/.869 with 28 runs, 42 hits, seven doubles, two triples, three home runs, 12 extra-base hits, 21 RBIs and four stolen bases in 35 games as a freshman at Chapman in 2015
- Named First Team All-SCIAC as a sophomore at Chapman in 2016
- Slashed .389/.444/.567/1.011 with 42 runs, 61 hits, 14 doubles, one triple, four home runs, 19 extra-base hits, 38 RBIs and six stolen bases in 42 games in 2016
- Finished with a team-high 38 RBIs in 2016
- Slashed .130/.231/.130/.361 with one run, three hits, three RBIs and one hit by pitch in 13 games with the Kitsap BlueJackets of the West Coast Summer Collegiate Baseball League in 2016
- Son of Kurt and Michelee Blodgett; has a brother, Garrett

Career Stats

Year	Team	G	PA	AB	R	H	2B	3B	HR	XBH	RBI	BB-IBB	SO	HBP	SB	CS	SF	AVG	OBP	SLG	OPS
------	------	---	----	----	---	---	----	----	----	-----	-----	--------	----	-----	----	----	----	-----	-----	-----	-----

NO PROFESSIONAL STATS

CAREER TOTALS NO PROFESSIONAL STATS

Infielders | Alex Crosby



#34
Ht: 6-2
Born: 07/30/93
Pronunciation:
Twitter: None
Years of Professional Baseball: 5
Years with Gary SouthShore RailCats: 5
Residence: Vaccaville, CA
College: Sonoma State University
Acquired: Re-signed with Gary on Jan. 15, 2019

Alex Crosby
Wt: 215
Opening Day Age: 25
IF
B/T: L/R
Status: LS-2

2018

- Re-signed with Gary on Jan. 8
- Slashed .249/.320/.338/.658 with 51 runs, 87 hits, 11 doubles, one triple, six home runs, 18 extra-base hits, 36 RBIs, seven hit by pitches, eight stolen bases and six sacrifice flies in 90 games with Gary
- Set an American Association single-season record for highest fielding percentage in a season among first baseman (.999) and led all qualifying first baseman in the AA with 82 games, 673 total chances, 619 putouts and 83 assists
- Posted a career-high 399 plate appearances, 349 at-bats, 51 runs, six home runs, 18 extra-base hits, 118 total bases, 32 walks, three intentional walks, seven hit by pitches, eight stolen bases, six sacrifice flies, 28 multi-hit games and 90 games
- Finished with a team-high 28 multi-hit games, 51 runs and six sacrifice flies
- Hit a walk-off single with two outs in the bottom of the 14th on 5/31 in game two of a doubleheader vs. Chicago
- Went 2-for-14 in the American Association North Division Series

2017

- Re-signed with Gary on Jan. 3
- Slashed .291/.354/.369/.723 with 26 runs, 71 hits, eight doubles, one triple, three home runs, 12 extra-base hits, 24 RBIs, four hit by pitches, six stolen bases and four sacrifice flies in 70 games with Gary
- Posted a career-high .369 slugging percentage and .723 OPS
- Hit the first home run of the postseason and first career at U.S. Steel Yard on 9/7 vs. Wichita in Game 2 of the American Association Semifinals
- Led the RailCats with four hits, one home run, three RBIs, eight total bases and one stolen base in the American Association Semifinals

2016

- Re-signed with Gary on May 16
- Slashed .293/.356/.363/.720 with 31 runs, 91 hits, 13 doubles, three home runs, 16 extra-base hits, 44 RBIs, five hit by pitches, six stolen bases and four sacrifice flies in 86 games with Gary
- Posted a career-high 91 hits and 13 doubles
- Finished with a team-high 311 at-bats and 91 hits

2015

- Signed his first professional baseball contract with Gary on June 28 following his senior season at Sonoma State University
- Slashed .200/.226/.300/.526 with three runs, six hits, three doubles, one RBI, one hit by pitch and one stolen base in 10 games with Gary
- Went 2-for-2 with two runs, a double, one hit by pitch and one stolen on 6/28 vs. Lincoln in his professional baseball debut

Personal

- Played at Solano Junior College from 2012-13 before transferring to Sonoma State University for the 2014 and 2015 seasons
- Named to the Daktronics, Inc. NCAA DII Baseball All-West Region Second Team and All-California Collegiate Athletic Association (CCAA) Honorable Mention Team after slashing .365/.407/.514/.921 with 29 runs, 66 hits, 13 doubles one triple, four home runs, 18 extra-base hits, 31 RBIs, nine stolen bases, two hit by pitches and three sacrifice flies in 49 games as a senior at Sonoma State in 2015
- Led Sonoma State with a .365 batting average, .514 slugging percentage, 181 at-bats, 66 hits, 31 RBIs, 93 total bases and nine stolen bases in 2015
- Longest tenured player on the RailCats roster
- Shares the same hometown as RailCats Manager Greg Tagert
- Cousin, Jonathan Jones, currently plays for the Leones de Yucatan of the Mexican League and played center field for the RailCats in 2015
- Son of Sandra and Clinton Crosby; has a sister, Tara

Career Stats

Year	Team	G	PA	AB	R	H	2B	3B	HR	XBH	RBI	BB-IBB	SO	HBP	SB	CS	SF	AVG	OBP	SLG	OPS
2015	GAR (AA)	10	31	30	3	6	3	0	0	3	1	0-0	4	1	1	0	0	.200	.226	.300	.526
2016	GAR (AA)	86	348	311	31	91	13	0	3	16	44	28-1	38	5	6	2	4	.293	.356	.363	.720
2017	GAR (AA)	70	275	244	26	71	8	1	3	12	24	22-1	42	4	6	5	4	.291	.354	.369	.723
2018	GAR (AA)	90	399	349	51	87	11	1	6	18	36	32-3	36	7	8	5	6	.249	.320	.338	.658
CAREER TOTALS		256	1053	934	111	255	35	2	12	49	105	82-5	120	17	21	12	14	.273	.338	.353	.691

Infielders | Andy De Jesus



#5
Ht: 5-10 **Wt:** 170
Born: 11/09/94 **Opening Day Age:** 24 **Status:** LS-2
Pronunciation: Day-hey-zeus
Twitter: None
Years of Professional Baseball: 4
Years with Gary SouthShore RailCats: 4
Residence: Santo Domingo, Dominican Republic
College: Indiana State University
Acquired: Re-signed with Gary on Jan. 15, 2019

2018

- Re-signed with Gary on Jan. 9 and added to 23-man active roster on May 26
- Slashed .290/.319/.345/.664 with 32 runs, 85 hits, nine doubles, two triples, one home run, 12 extra-base hits, 39 RBIs, one hit by pitch, 11 stolen bases and three sacrifice flies in 78 games with Gary
- Posted a career-high .290 batting average, .319 on-base percentage, .664 OPS, 78 games, 315 plate appearances, 293 at-bats, 32 runs, 85 hits, 39 RBIs, 13 walks, one hit by pitch, 11 stolen bases and three sacrifice flies
- Hit safely in his first eight games
- Hit a walk-off sacrifice fly on 7/23 vs. St. Paul
- Hit his first home run of the year in game one of a doubleheader on 7/27 against Cleburne
- Hit a walk-off single in game one of a doubleheader on 8/23 vs. Fargo-Moorhead
- Went 1-for-13 with a double, a walk and a sacrifice hit in the American Association North Division Series

2017

- Re-signed with Gary before the start of the season
- Slashed .254/.286/.360/.646 with 25 runs, 58 hits, 13 doubles, two triples, two home runs, 18 extra-base hits, 19 RBIs, nine stolen bases and two sacrifice flies in 73 games with Gary
- Posted a career-high 14 doubles and 18 extra-base hits
- Drove in the game-winning run on 5/24 against Kansas City with an RBI single in the top of the 13th
- Recorded his first career four-hit game in game one of a doubleheader on 7/27 vs. Salina
- Went 2-for-7 with a run, a double and an RBI in the American Association Semifinals

2016

- Signed his first professional baseball contract with Gary on July 26
- Slashed .262/.276/.381/.657 with 11 runs, 22 hits, two doubles, one triple, two home runs, five extra-base hits, 13 RBIs, four stolen bases and one sacrifice fly in 25 games with Gary
- Went 0-for-4 with a run on 7/26 against Kansas City in his professional baseball debut
- Recorded his first professional hit and run on 7/31 against the Texas AirHogs

Personal

- Attended Iowa Central University from 2013-14 before transferring to Indiana State University for the 2015 and 2016 seasons
- Named NJCAA First All-Region honors as a sophomore in 2014 after hitting a team-high .379 with 40 RBIs and 11 stolen bases at Iowa Central
- Was a two-year starter at Indiana State
- Named First Team Missouri Valley Conference and All Defensive Team after slashing .282/.341/.436/.777 with 39 runs, 68 hits, 15 doubles, eight triples, two home runs, 22 RBIs, five stolen bases, four hit by pitches and a sacrifice fly in 55 games as a senior at Indiana State in 2016
- Led the Indiana State Sycamores with eight triples in 2016
- Son of Tomas E De Jesus Garcia and Ada Glisa Castillo Beaton; has two brothers, Thommy and Tomas Jr., and two sisters, Stephanie and Lumairy

Career Stats

Year	Team	G	PA	AB	R	H	2B	3B	HR	XBH	RBI	BB-IBB	SO	HBP	SB	CS	SF	AVG	OBP	SLG	OPS
2016	GAR (AA)	25	88	84	11	22	2	1	2	5	13	2-0	19	0	4	1	1	.262	.276	.381	.657
2017	GAR (AA)	73	243	228	25	58	14	2	2	18	19	11-0	61	0	9	2	2	.254	.286	.360	.646
2018	GAR (AA)	78	315	293	32	85	9	2	1	12	39	13-0	55	1	11	10	3	.290	.319	.345	.664
CAREER TOTALS		176	646	605	68	165	25	5	5	35	71	26-0	135	1	24	13	6	.273	.301	.355	.656

Infielders | Marcus Mooney



#2 **Marcus Mooney** **IF**
Ht: 5-7 **Wt:** 170 **B/T:** R/R
Born: 01/20/94 **Opening Day Age:** 25 **Status:** LS-2
Pronunciation:
Twitter: @MarcusMooney8
Years of Professional Baseball: 4
Years with Gary SouthShore RailCats: 1
Residence: Loxahatchee, FL
College: University of South Carolina
Acquired: Signed with Gary on April 19, 2019

2018

- Went 1-for-4 in four games with the Atlanta Braves in MLB Spring Training before getting assigned to the Florida Fire Frogs (Class-A Advanced) for the MiLB season
- Slashed .214/.302/.242/.602 with 29 runs, 46 hits, six doubles, 13 RBIs, 17 walks, 10 hit by pitches and one stolen base in 73 games with the Florida Fire Frogs
- Started at three different positions (2B, 64; 3B, 1; SS, 6), posting a career-high .993 fielding percentage
- Made a career-high three appearances as a relief pitcher

2017

- Slashed .238/.310/.274/.585 with 53 runs, 99 hits, 13 doubles, one triple, 32 RBIs, 21 walks, 25 hit by pitches, 10 stolen bases and five sacrifice flies in 111 games with the Rome Braves (Class-A) of the South Atlantic League
- Posted a career-high 111 games played, 474 plate appearances, 416 at-bats, 53 runs, 99 hits, 21 walks, one intentional walk, 25 hit by pitches, 10 stolen bases and five sacrifice flies
- Hit safely in a career-best 12 straight games from 5/11-5/25
- Played five different positions, posting a .980 fielding percentage

2016

- Selected by the Atlanta Braves in the 10th round of the MLB Draft out of the University of South Carolina as a senior
- Slashed .264/.356/.326/.683 with 44 runs, 13 doubles, one triple, 16 RBIs, 14 walks, 21 hit by pitches, six stolen bases and one sacrifice fly in 62 games with the Danville Braves (Rookie Affiliate) of the Appalachian League
- Posted a career-high .264 batting average, .356 on-base percentage, .326 slugging percentage and .683 OPS
- Started at three different positions (2B, 11; 3B, 12; SS, 39), posting a .963 fielding percentage
- Went 0-for-5 with a run and an RBI in his professional baseball debut on 6/23 against the Pulaski Yankees and recorded his first pro hit on 6/26 against the Princeton Rays

Personal

- Slashed .327/.389/.370/.759 with 56 runs, 83 hits, 11 doubles, 30 RBIs, 18 stolen bases, 19 walks, eight hit by pitches and two sacrifice flies in 62 games as a freshman at Palm Beach State College in 2013
- Advanced to the NJCAA World Series in 2013 with Palm Beach State
- Transferred to the University of South Carolina in 2014
- Three-year starter at South Carolina from 2014-16
- Named to the SEC Academic Honor Roll after slashing .274/.380/.330/.710 with 32 runs, 59 hits, 10 doubles, one triple, 22 RBIs, two stolen bases, 28 walks, 10 hit by pitches and two sacrifice flies in 58 games as a sophomore at South Carolina in 2014
- Slashed .213/.275/.296/.571 with 19 runs, 23 hits, six doubles, one home run, 12 RBIs, two stolen bases, seven walks, three hit by pitches and two sacrifice flies in 34 games as a junior at South Carolina in 2015
- Committed just five errors and posted a .966 fielding percentage in 2015
- Named the SEC Player of the Week after going 7-for-10 with three runs, two doubles, a home run and five RBIs in the Texas A&M Series in 2015
- Slashed .281/.402/.340/.742 with 23 runs, 43 hits, nine doubles, 21 RBIs, 11 stolen bases, 14 walks, 17 hit by pitches and nine sacrifice hits in 43 games with the Wilson Tobs of the Coast Plain Summer Collegiate Baseball League in 2015
- Named to the SEC Academic Honor Roll and the SEC Player of the Week for the week of May 11 after slashing .314/.413/.377/.790 with 38 runs, 64 hits, 10 doubles, one home run, 29 RBIs, four stolen bases, 23 walks, 13 hit by pitches, 12 sacrifice hits and two sacrifice flies in 62 games as a senior at South Carolina in 2016
- Son of Pete and Michelle Mooney; has two older brothers, Peter and Michael, both of whom played college baseball at Palm Beach State College
- Brother, Peter played at South Carolina in 2011 before getting selected by the Toronto Blue Jays in the 21st round of the 2011 MLB Draft
- Peter was selected by the Chicago Cubs in the 27th round of the 2009 MLB Draft and again in the 46th round of the 2010 MLB Draft by the St. Louis Cardinals but didn't sign with either organization
- Peter currently plays for the Albuquerque Isotopes (Triple-A Affiliate of the Colorado Rockies) of the Pacific Coast League
- 2019 marks Peter's ninth year of professional baseball (Toronto Blue Jays, 4; New Jersey Jackals of the Can-AM League, 1; Miami Marlins, 3; Colorado Rockies, 1)
- Brother, Michael played at the University of Florida in 2009 before getting selected by the Baltimore Orioles in the 23rd round of the 2009 MLB Draft
- Michael spent three seasons in the Baltimore Orioles minor league system, reaching Class-A Advanced, before concluding his career with the Washington Wild Things of the Frontier League in 2012

Career Stats

Year	Team	G	PA	AB	R	H	2B	3B	HR	XBH	RBI	BB-IBB	SO	HBP	SB	CS	SF	AVG	OBP	SLG	OPS
2016	DAN (APPY)	62	278	239	44	63	13	1	0	14	16	14-0	25	21	6	4	1	.264	.356	.326	.683
2017	ROM (SAL)	111	474	416	53	99	13	1	0	14	32	21-1	54	25	10	6	5	.238	.310	.274	.585
2018	FLO (FSL)	73	249	215	29	46	6	0	0	6	13	17-0	25	10	1	3	0	.214	.302	.242	.602
CAREER TOTALS		246	1001	870	126	208	32	2	0	34	61	52-1	104	56	17	13	6	.239	.321	.280	.602

Infielders | Randy Santiesteban



#17 Randy Santiesteban IF
Ht: 6-1 **Wt:** 205 **B/T:** R/R
Born: 11/19/91 **Opening Day Age:** 27 **Status:** LS-1
Pronunciation: San-tea-es-tuh-bahn
Twitter: @randsj4
Years of Professional Baseball: 4
Years with Gary SouthShore RailCats: 4
Residence: Miami, FL
College: Peru State College (NE)
Acquired: Re-signed with Gary on Jan. 15, 2019

2018

- Re-signed with Gary Jan. 9
- Slashed .255/.321/.443/.764 with 50 runs, 69 hits, 20 doubles, two triples, nine home runs, 31 extra-base hits, 40 RBIs, eight hit by pitches and three sacrifice flies in 74 games with Gary
- Posted a career-high 74 games, 303 plate appearances, 271 at-bats, 50 runs, 69 hits, 20 doubles, nine home runs, 31 extra-base hits, 120 total bases, eight hit by pitches, a .443 slugging percentage and a .764 OPS
- Finished with a team-high 20 doubles, 31 extra-base hits, eight hit by pitches and 11 multi-run games
- Tied for the team-lead with nine home runs
- Had a personal-best 24-game on-base streak from the end of the 2017 season through 5/31 vs. Chicago
- Hit the only grand slam of the season and the first RailCats grand slam in exactly two years on the eighth pitch of the at-bat with two outs in the top of the fifth on 8/21 in game two of a doubleheader against Chicago
- Recorded the first multi-home run game of his professional baseball career on 9/1 vs. Kansas City
- Went 4-for-12 with a run, a double, two RBIs, and a walk in the American Association North Division Series

2017

- Re-signed with Gary on May 10
- Slashed .257/.339/.381/.720 with 22 runs, 54 hits, 16 doubles, two triples, two home runs, 20 extra-base hits, 25 RBIs, four hit by pitches, four stolen bases and four sacrifice flies in 67 games with Gary
- Posted a career-high .257 batting average, .339 on-base percentage, four stolen bases and four sacrifice flies
- Recorded a pinch-hit double on 5/21 in game one of a doubleheader against St. Paul
- Hit his first home run of the season on 6/17 against Lincoln
- Reached base in the last 18 games (includes the postseason)
- Went 1-for-3 in the American Association Semifinals

2016

- Began his professional career with the Sonoma Stompers of the Pacific Association of Professional Baseball Clubs following his senior season at Peru State College
- Slashed .301/.402/.441/.843 with 20 runs, 28 hits, four doubles, three home runs, seven extra-base hits, 24 RBIs, two hit by pitches, one stolen base and two sacrifice flies in 25 games with Sonoma before having his contract purchased by Gary on June 1
- Slashed .207/.258/.328/.586 with nine runs, 12 hits, two doubles, one triple, one home run, four extra-base hits, three RBIs, three hit by pitches and a stolen base over 30 games in two separate stints with Gary
- Recorded his first American Association hit on 6/2 vs. Kansas City

Personal

- Four-year starter at Peru State College from 2012-2015
- Selected by the Atlanta Braves in the 40th round of the 2014 MLB Draft out of Peru State College but didn't sign
- Named an NAIA Preseason All-American as a senior at Peru State in 2015
- Slashed .431/.486/.723/1.209 with 62 runs, 84 hits, 20 doubles, two triples, 11 home runs, 48 RBIs, 11 stolen bases, seven hit by pitches and three sacrifice flies in 55 games as a senior in 2015
- Named an NAIA First Team All-American and the Heart of America Athletic Conference Postseason Tournament MVP after leading Peru State with a .431 batting average, .486 on-base percentage, .723 slugging percentage, 62 runs, 84 hits, 11 home runs, 48 RBIs and 141 total bases as a senior in 2015
- Named a finalist for the Omaha World-Herald's Midland College Male Athlete of the Year as a senior in 2015
- Three-time First Team All-Conference selection
- Only NAIA First Team All-American selection in school history
- Career leader with 152 runs and 244 hits at Peru State
- Son of Yamile Mojena and Francisco Santiesteban; has two brothers, Jonathan and Alejandro
- Father, Francisco, reached Hi-A in the Seattle Mariners organization as a player and managed the Dominican Summer League Braves for two seasons

Career Stats

Year	Team	G	PA	AB	R	H	2B	3B	HR	XBH	RBI	BB-IBB	SO	HBP	SB	CS	SF	AVG	OBP	SLG	OPS
2016	SON (PACA)	25	114	93	20	28	4	0	3	7	24	15-0	15	2	1	0	2	.301	.402	.441	.843
2016	GAR (AA)	30	63	58	9	12	2	1	1	4	3	1-0	12	3	1	1	0	.207	.258	.328	.586
2017	GAR (AA)	67	244	210	22	54	16	2	2	20	25	24-1	37	4	4	1	4	.257	.339	.381	.720
2018	GAR (AA)	74	303	271	50	69	20	2	9	31	40	20-1	43	8	0	1	3	.255	.321	.443	.764
CAREER TOTALS		196	724	632	101	163	42	5	15	62	92	60-2	43	8	6	3	9	.258	.334	.411	.746

Infielders | Will Savage



#18
Ht: 6-0
Born: 12/09/94
Opening Day Age: 24
Pronunciation:
Twitter: None
Years of Professional Baseball: 4
Years with Gary SouthShore RailCats: 2
Residence: Bronx, NY
College: Columbia University
Acquired: Re-signed with Gary on Jan. 28, 2019

IF
B/T: R/R
Status: LS-1

2018

- Signed a minor league free agent contract with the Toronto Blue Jays on Jan. 11 but didn't play for any of their affiliates
- Signed his first Independent Professional Baseball (IPBF) contract with Gary on June 3
- Slashed .309/.384/.397/.781 with 24 runs, 42 hits, seven doubles, one triple, one home run, nine extra-base hits, 16 RBIs, four hit by pitches, four stolen bases and four sacrifice flies in 45 games with Gary
- Posted a career-high .309 batting average, .384 on-base percentage, .397 slugging percentage, .781 OPS, 42 hits, seven doubles, nine extra-base hits, four sacrifice hits and four sacrifice flies
- Made his IPBF debut as a defensive replacement in the top of the 7th and recorded a hit in his first at-bat on 6/3 vs. Fargo-Moorhead
- Hit his first IPBF home run and second of his pro career on 7/12 vs. Texas
- Hit by a pitch season-high twice on 8/5 vs. Wichita
- Hit safely in the last 12 games of the season (includes postseason)
- Posted a team-best .400 batting average, .600 slugging percentage 1.000 OPS, two doubles and six total bases in the American Association North Division Series

2017

- Slashed .219/.286/.253/.539 with 20 runs, 39 hits, four doubles, one triple, five extra-base hits, 13 RBIs, nine stolen bases, one hit by pitch and one sacrifice fly in 55 games between West Michigan and Connecticut
- Posted a career-high 55 games and 178 at-bats between West Michigan and Connecticut
- Slashed .215/.292/.278/.571 with nine runs, 17 hits, three doubles, one triple, four extra-base hits, five RBIs, four stolen bases and one sacrifice fly in 25 games with West Michigan before getting reassigned to the Connecticut Tigers of the New York-Penn League (Class-A, Short Season Affiliate)
- Slashed .222/.280/.232/.513 with 11 runs, 22 hits, one double, one extra-base hit, eight RBIs and five stolen bases in 30 games with Connecticut

2016

- Selected by the Detroit Tigers in the 16th round of the MLB Draft out of Columbia University
- Slashed .200/.304/.251/.555 with 26 runs, 35 hits, two doubles, two triples, one home run, five extra-base hits, 21 RBIs, four hit by pitches, 15 stolen bases and two sacrifice flies in 47 games with the Connecticut Tigers
- Posted a career-high 205 plate appearances, 26 runs, 21 RBIs, 23 walks and 15 stolen bases
- Went 0-for-2 with two walks and a run on 6/23 vs. the Brooklyn Cyclones in his professional baseball debut
- Recorded his first pro hit on 6/24 vs. the Brooklyn Cyclones

Personal

- Three-time All-League selection in baseball and basketball at Fieldston High School
- Three-year starter at Columbia University from 2014-16
- Named a Louisville Slugger Freshman All-American, the Ivy League Rookie of the Year, the Blair Bat Winner and First Team All-Ivy after slashing .320/.386/.405/.791 with 27 runs, 49 hits, eight doubles, one triple, one home run, 15 RBIs, 14 stolen bases, five hit by pitches, nine sacrifice hits and one sacrifice fly in 46 games as a freshman at Columbia University in 2014
- Slashed .332/.424/.389/.813 with 34 runs, 69 hits, 10 doubles, one triple, 22 RBIs, 20 stolen bases, seven hit by pitches, two sacrifice hits and one sacrifice fly in 57 games with the La Crosse Loggers of the Northwoods Summer Collegiate Baseball League in 2015
- Named Second Team All-Ivy League after slashing .367/.463/.487/.950 with 36 runs, 58 hits, 11 doubles, one triple, two home runs, 15 RBIs, 20 stolen bases, three hit by pitches, one sacrifice hit and one sacrifice fly in 41 games as a junior at Columbia University in 2016
- Led the Columbia Tigers with 158 at-bats, 36 runs, 58 hits and a .463 on-base percentage in 2016
- Was born in London and lived there until he was one
- Son of Yin and David Savage; has a brother, Thomas

Career Stats

Year	Team	G	PA	AB	R	H	2B	3B	HR	XBH	RBI	BB-IBB	SO	HBP	SB	CS	SF	AVG	OBP	SLG	OPS
2016	CON (NYPL)	47	205	175	26	35	2	2	1	5	21	23-1	35	4	15	1	2	.200	.304	.251	.555
2017	WM (MID)	25	90	79	9	17	3	1	0	4	5	9-0	20	0	4	2	1	.215	.292	.278	.571
2017	CON (NYPL)	30	108	99	11	22	1	0	0	1	8	7-0	20	1	5	2	0	.222	.280	.232	.513
2018	GAR (AA)	45	163	136	24	42	7	1	1	9	16	15-0	26	4	4	2	4	.309	.384	.397	.781
CAREER TOTALS		147	566	489	70	116	13	4	2	19	50	54-0	101	9	28	7	7	.237	.320	.292	.613

Infielders | Tom Walraven



#7
Ht: 5-9 **Wt:** 185
Born: 11/10/94 **Opening Day Age:** 24
Pronunciation:
Twitter: @Wally_3
Years of Professional Baseball: 1
Years with Gary SouthShore RailCats: 1
Residence: Pine Bush, NY
College: University of New Haven
Acquired: Signed with Gary on Oct. 30, 2018
IF
B/T: R/R
Status: Rookie

2018

- Signed his first professional baseball contract with Gary on Oct. 30 following his redshirt-senior season at the University of New Haven
- Named to the National Collegiate Baseball Writers Association (NCBWA) All-East Honorable Mention Team, the Northeast-10 Conference (NE10) Second Team, the NE10 All-Tournament Team, the NE10 Academic All-Conference Team, the Google Cloud Academic All-District Team and the NCAA Division II East Region All-Tournament Team
- Won the ABCA/Rawlings Gold Glove after posting a .974 fielding percentage and setting a single-season school record with 155 assists
- Slashed .355/.463/.516/.979 with 45 runs, 66 hits, 18 doubles, four home runs, 22 extra-base hits, 28 RBIs, 96 total bases, four hit by pitches, two sacrifice hits, four sacrifice flies and 10 stolen bases in 51 games
- Finished with a team-high 66 hits, 18 doubles, 45 runs, 22 extra-base hits and 51 games started

2017

- Named to the NE10 Commissioner's Honor Roll, the NCBWA Honorable Mention Team and the NE10 First Team as a redshirt-junior
- Slashed .302/.394/.420/.814 with 37 runs, 51 hits, eight doubles, four home runs, 12 extra-base hits, 18 RBIs, 71 total bases, five hit by pitches, two sacrifice flies, eight sacrifice hits and 14 stolen bases in 44 games
- Finished with a team-high 37 runs, four home runs, 14 stolen bases and eight sacrifice hits
- Slashed .313/.397/.433/.830 with 15 runs, 21 hits, five doubles, one home run, six RBIs, two stolen bases, one hit by pitch and one sacrifice fly in 20 games with the Worcester Bravehearts of the Futures Summer Collegiate Baseball League

Personal

- First Team All-State as a senior at Pine Bush High School in 2013
- Attended the University of New Haven from 2014-18
- All-time career leader at New Haven with 93 walks and 409 assists
- Named the New Haven Rookie of the Year, the NE10 Co-Rookie of the Year, Third Team NE10, the NE10 All-Rookie Team and to the NE10 Conference Commissioner's Honor Roll as a true freshman in 2014
- Slashed .317/.393/.352/.745 with 18 runs, 45 hits, five doubles, 16 RBIs, 50 total bases, two sacrifice hits, two sacrifice flies and nine stolen bases in 35 games in 2014
- Named to the NE10 Commissioner's Honor Roll as a sophomore in 2015
- Slashed .314/.391/.401/.792 with 21 runs, 43 hits, seven doubles, one triple, one home run, nine extra-base hits, 15 RBIs, 55 total bases, one hit by pitch, one sacrifice fly, three sacrifice flies and six stolen bases in 33 games in 2015
- Slashed .302/.378/.380/.758 with 22 runs, 54 hits, 12 doubles, one triple, 13 extra-base hits, 19 RBIs and five stolen bases with the Mohawk Valley DiamondDawgs of the Perfect Game Summer Collegiate Baseball League in 2015
- Missed the entire 2016 season due to injury and received a medical redshirt from the NCAA
- Son of Tom and Nia Walraven; has an older brother, Michael, and two older sisters, Andrianna and Kristina
- Played for his father, Tom, at Pine Bush High
- Brother, Michael, played baseball at Iona and Hofstra
- Sisters, Andrianna and Kristina, played softball at Albany and Manhattan, respectively

Career Stats

Year	Team	G	PA	AB	R	H	2B	3B	HR	XBH	RBI	BB-IBB	SO	HBP	SB	CS	SF	AVG	OBP	SLG	OPS
------	------	---	----	----	---	---	----	----	----	-----	-----	--------	----	-----	----	----	----	-----	-----	-----	-----

NO PROFESSIONAL STATS

CAREER TOTALS NO PROFESSIONAL STATS

Outfielders | Alex Boxwell



#19 Alex Boxwell OF
Ht: 6-4 **Wt:** 200 **B/T:** L/R
Born: 04/06/96 **Opening Day Age:** 23 **Status:** Rookie
Pronunciation:
Twitter: @AlexBoxwell
Years of Professional Baseball: 2
Years with Gary SouthShore RailCats: 1
Residence: Coon Rapids, MN
College: University of Minnesota
Acquired: Signed with Gary on Feb. 15, 2019

2018

- Signed his first professional baseball contract with the St. Paul Saints on Aug. 25 following his senior season at the University of Minnesota
- Went 0-for-1 in his professional baseball debut on 8/25 against the Chicago Dogs

2017

- Slashed .253/.329/.438/.767 with 28 runs, 37 hits, one double, four triples, six home runs, 11 extra-base hits, 14 RBIs, two hit by pitches and one sacrifice fly in 40 games as a junior at Minnesota
- Finished with a team-high six home runs
- Posted a .985 fielding percentage and committed just one error in 65 chances

Personal

- Four-year letterwinner and two-Time All-Northwest Suburban Conference selection at Coon Rapids High School
- All-Northwest Conference selection in football as a senior at Coon Rapids in 2014
- Named All-Metro, All-State and a Mr. Baseball Finalist as a senior at Coon Rapids in 2014
- Four-year starter at the University of Minnesota from 2015-18
- Posted a 1.000 fielding percentage three out of four years at Minnesota
- Played for the Waterloo Bucks in the Northwoods Summer Collegiate Baseball League from 2015-16
- Invited to the Northwoods Summer Collegiate Baseball League MLB Dreams Showcase with Waterloo in 2015
- Slashed .194/.239/.328/.567 with 10 runs, 13 hits, one double, one triple, two home runs, four extra-base hits, six RBIs, one stolen base, one hit by pitch and two sacrifice hits in 25 games as a freshman at Minnesota in 2015
- Slashed .289/.372/.378/.750 with 25 runs, 39 hits, five doubles, two triples, one home run, eight extra-base hits, 23 RBIs, 10 stolen bases, two hit by pitches, one sacrifice hit and two sacrifice flies in 45 games with the Waterloo Bucks in 2015
- Slashed .327/.379/.464/.843 with 19 runs, 36 hits, 10 doubles, one triple, one home run, 12 extra-base hits, 16 RBIs, two stolen bases, one hit by pitch, four sacrifice hits and three sacrifice flies in 48 games as sophomore at Minnesota in 2016
- Slashed .308/.354/.433/.787 with 37 runs, 69 hits, 13 doubles, three triples, three home runs, 19 extra-base hits, 23 RBIs, 13 stolen bases, three hit by pitches and two sacrifice hits in 56 games with Waterloo in 2016
- Named to the NCAA Minneapolis Regional All-Tournament Team as a senior at Minnesota in 2018
- Slashed .258/.312/.412/.724 with 32 runs, 47 hits, eight doubles, one triple, six home runs, 15 extra-base hits, 34 RBIs, 21 stolen bases, three hit by pitches, one sacrifice hit and four sacrifice flies in 50 games as a senior at Minnesota in 2018
- Finished with a team-high six home runs and 21 stolen bases in 2018
- Son of Lisa and Bill Boxwell; has two older brothers, Tony and Brett
- Mom, Lisa, ran hurdles at the University of Minnesota

Career Stats

Year	Team	G	PA	AB	R	H	2B	3B	HR	XBH	RBI	BB-IBB	SO	HBP	SB	CS	SF	AVG	OBP	SLG	OPS
2018	SP (AA)	1	1	1	0	0	0	0	0	0	0	0-0	0	0	0	0	0	.000	.000	.000	.000
CAREER TOTALS		1	1	1	0	0	0	0	0	0	0	0-0	0	0	0	0	0	.000	.000	.000	.000

Outfielders | Edgar Corcino



#10 Edgar Corcino OF
Ht: 6-2 Wt: 220 B/T: R/R
Born: 06/07/92 Opening Day Age: 26 Status: Veteran
Pronunciation: Core-seen-OH
Twitter: None
Years of Professional Baseball: 11
Years with Gary SouthShore RailCats: 1
Residence: Toa Baja, Puerto Rico
College: None
Acquired: Signed with Gary on March 21, 2019

Gary SouthShore RailCats Coaches & Players

2018

- Slashed .264/.324/.422/.747 with 40 runs, 78 hits, 18 doubles, four triples, seven home runs, 29 extra-base hits, 39 RBIs, three stolen bases, three hit by pitches and five sacrifice flies in 85 games between the Chattanooga Lookouts (Double-A) of the Southern League and Rochester Red Wings (Triple-A) of the International League
- Opened the season with Chattanooga
- Slashed .264/.338/.433/.770 with 32 runs, 55 hits, 14 doubles, three triples, five home runs, 22 extra-base hits, 32 RBIs, three stolen bases, three hit by pitches and four sacrifice flies in 56 games with Chattanooga before getting promoted to Rochester on June 21
- Slashed .261/.290/.398/.688 with eight runs, 23 hits, four doubles, one triple, two home runs, seven extra-base hits, six RBIs and one sacrifice fly in 29 games with Rochester

2017

- Slashed .292/.347/.393/.730 with 56 runs, 134 hits, 20 doubles, two triples, six home runs, 28 extra-base hits, 53 RBIs, four stolen bases, two hit by pitches and five sacrifice flies in 122 games between Chattanooga and Rochester
- Posted a career-high 506 plate appearances, 459 at-bats, and 134 hits between Chattanooga and Rochester
- Opened the season with Chattanooga and was named a Southern League Mid-Season and Post-Season All-Star with Chattanooga
- Slashed .302/.361/.399/.760 with 54 runs, 121 hits, 19 doubles, one triple, six home runs, 50 RBIs, four stolen bases, two hit by pitches and five sacrifice flies in 102 games with Chattanooga before getting promoted to Rochester on July 8
- Slashed .224/.237/.276/.513 with two runs, 13 hits, one double, one triple and three RBIs in 20 games with Rochester

2016

- Slashed .273/.337/.420/.757 with 67 runs, 123 hits, 20 doubles, 11 triples, eight home runs, 39 extra-base hits, 59 RBIs, seven stolen bases, two hit by pitches and one sacrifice fly in 124 games between the Fort Myers Miracle (Class-A, Advanced) of the Florida State League and Chattanooga
- Posted a career-high 124 games, 67 runs, 11 triples, 59 RBIs, 42 walks and 189 total bases between Fort Myers and Chattanooga
- Opened the season with Fort Myers and was named a Mid-Season Florida State All-Star and the Florida State League Player of the Week for the week ending on May 8
- Slashed .266/.340/.419/.760 with 41 runs, 71 hits, 13 doubles, five triples, six home runs, 24 extra-base hits, 32 RBIs, six stolen bases and one hit by pitch in 74 games with Fort Myers before getting promoted to Chattanooga on July 7
- Slashed .284/.333/.421/.754 with 26 runs, 52 hits, seven doubles, six triples, two home runs, 15 extra-base hits, 27 RBIs, one stolen base, one hit by pitch and one sacrifice fly in 50 games with Chattanooga

2015

- Had his contract purchased by the Minnesota Twins on Jan. 15 from the Rockford Aviators of the Frontier League
- Slashed .273/.340/.376/.715 with 38 runs, 90 hits, 16 doubles, three triples, four home runs, 23 extra-base hits, 41 RBIs, nine stolen bases, five sacrifice hits and three sacrifice flies in 84 games with the Cedar Rapids Kernels (Class-A) of the Midwest League

2014

- Slashed .302/.351/.456/.806 with 63 runs, 112 hits, 12 doubles, six triples, 11 home runs, 29 extra-base hits, 51 RBIs, 10 stolen bases three hit by pitches and two sacrifice flies in 95 games with the now defunct Rockford Aviators of the Frontier League
- Posted a career-high .302 batting average, .456 slugging percentage, 11 home runs, 39 extra-base hits and 10 stolen bases

2013

- Slashed .285/.359/.448/.808 with 46 runs, 94 hits, 18 doubles, six triples, eight home runs, 32 extra-base hits, 43 RBIs, nine stolen bases, two hit by pitches and three sacrifice flies in 91 games between Rockford and the now defunct El Paso Diablos of the American Association
- Posted a career-high .359 on-base percentage and .808 OPS between Rockford and El Paso
- Began his Independent Professional Baseball (IPBF) career with El Paso and slashed .232/.313/.384/.696 with 12 runs, 26 hits, five doubles, three triples, two home runs, 10 extra-base hits, 15 RBIs, one hit by pitch and two sacrifice flies in 33 games before signing with Rockford later in the season
- Slashed .312/.384/.482/.865 with 34 runs, 68 hits, 13 doubles, three triples, six home runs, 22 extra-base hits, 28 RBIs, nine stolen bases, one hit by pitch and one sacrifice fly in 58 games with Rockford

2012

- Slashed .198/.271/.329/.600 with 31 runs, 44 hits, three doubles, seven triples, four home runs, 14 extra-base hits, 19 RBIs, four stolen bases two hit by pitches, five sacrifice hits and two sacrifice flies in 66 games between the Connecticut Tigers (Class-A, Short Season) of the New York-Penn League, West Michigan Whitecaps (Class-A) of the Midwest League, Lakeland Flying Tigers (Class-A, Advanced) of the Florida State League and the Toledo Mud Hens (Triple-A) of the International League
- Opened the season with Lakeland and went 2-for-5 with a double and a home run in two games with the Flying Tigers before getting reassigned to Connecticut on May 7
- Slashed .179/.264/.300/.564 with 21 runs, 25 hits, two doubles, six triples, one home run, nine extra-base hits, 12 RBIs and two sacrifice flies in 42 games with Connecticut before getting promoted to West Michigan on June 27
- Slashed .219/.278/.342/.621 with nine runs, 16 hits, one double, one triple, two home runs, four extra-base hits, and six RBIs in 19 games with West Michigan before getting promoted to Toledo on Sept. 1
- Went 1-for-4 in three games with Toledo

2011

- Slashed .208/.298/.339/.637 with 24 runs, 40 hits, 10 doubles, five home runs, 15 extra-base hits, 16 RBIs, three stolen bases, four hit by pitches and one sacrifice fly in 57 games between the Gulf Coast League Tigers (Rookie Affiliate) and Connecticut
- Opened the season with the GCL Tigers and slashed .201/.296/.339/.636 with 23 runs, 35 hits, nine doubles, five home runs, 14 extra-base hits, 15 RBIs, three stolen bases, four hit by pitches and one sacrifice fly in 51 before getting promoted to Connecticut on Aug. 24
- Slashed .278/.316/.333/.649 with one run, five hits, one double and one RBI in six games with Connecticut

2010

- Slashed .218/.284/.253/.357 with eight runs, 19 hits, three doubles, nine RBIs and two stolen bases in 27 games with GCL Tigers

2009

- Selected by the Detroit Tigers in the 26th round of the MLB Draft as a third baseman out of Adolfinia Irizarry De Puig High School in Puerto Rico at 17-years-old
- Slashed .160/.276/.320/.596 with two runs, four hits, one double, one home run, two extra-base hits and four RBIs in eight games with the GCL Tigers
- Went 2-for-4 with a double and two RBIs on 8/6 in his professional baseball debut vs. the GCL Phillies

Personal

- Spent eight seasons in MiLB (four, Detroit Tigers; four Minnesota Twins), reaching Triple-A
- Converted to an outfielder in 2015
- Son of Roberto Corcino and Damoris Ancarnaca; has a wife, Amanda Ortiz; they have a son, Mauricio

Career Stats

Year	Team	G	PA	AB	R	H	2B	3B	HR	XBH	RBI	BB	IBB	SO	HBP	SB	CS	SF	AVG	OBP	SLG	OPS
2009	TIG (GCL)	8	30	25	2	4	1	0	2	4	4.0	10	0	0	1	0	0	0	.160	.276	.320	.596
2010	TIG (GCL)	27	96	87	8	19	3	0	3	9	8.0	27	0	2	1	0	0	.218	.284	.253	.357	
2011	TIG (GCL)	51	200	174	23	35	9	0	5	14	15	20.0	51	4	3	2	1	.201	.296	.339	.636	
2011	CON (NYPL)	6	20	18	1	5	1	0	0	1	1	1.0	7	0	0	0	0	.278	.316	.333	.649	
2012	LAK (FSL)	2	5	5	1	2	0	0	1	1	0.0	1	0	0	0	0	0	.400	.400	1.000	1.400	
2012	CON (NYPL)	42	161	140	21	25	2	6	1	9	12	15.0	27	2	4	2	2	.179	.264	.300	.564	
2012	WM (MID)	19	81	73	9	16	1	1	2	4	6	6.0	20	0	1	0	1	.219	.278	.342	.621	
2012	TIG (IL)	3	5	4	0	1	0	0	0	0	0.0	1	0	0	0	0	0	.250	.250	.250	.500	
2013	EP (AA)	33	128	112	12	26	5	3	2	10	15	13.0	26	1	0	2	2	.232	.313	.384	.696	
2013	ROC (FRON)	58	246	218	34	68	13	3	6	22	28	25.1	34	1	9	2	1	.312	.384	.482	.865	
2014	ROC (FRON)	95	404	371	63	112	12	6	11	29	51	26.1	57	3	10	2	2	.302	.351	.456	.806	
2015	CR (MID)	84	373	330	38	90	16	3	4	23	41	34.1	61	1	9	3	3	.273	.340	.376	.715	
2016	FM (FSL)	74	297	267	41	71	13	5	6	24	32	29.1	51	1	6	1	0	.266	.340	.419	.760	
2016	CHA (SOU)	50	198	183	26	52	7	6	2	15	27	13.0	35	1	1	1	1	.284	.333	.421	.754	
2017	CHA (SOU)	102	447	401	54	121	19	1	6	26	50	38.2	66	2	4	3	5	.302	.361	.399	.760	
2017	ROC (IL)	20	59	58	2	13	1	1	0	2	3	1.0	14	0	0	0	0	.224	.237	.276	.513	
2018	CHA (SOU)	56	237	208	32	55	14	3	5	22	32	22.1	37	3	3	1	4	.264	.338	.433	.770	
2018	ROC (IL)	29	93	88	8	23	4	1	2	7	6	4.1	21	0	0	1	0	.261	.290	.398	.688	
CAREER TOTALS		759	3080	2762	375	738	121	39	54	214	333	259.8	546	19	54	23	22	.267	.332	.398	.730	

Outfielders | Evan Marzilli



#46
Ht: 6-0
Born: 03/13/91
Pronunciation:
Twitter: None
Years of Professional Baseball: 8
Years with Gary SouthShore RailCats: 1
Residence: Denver, Colorado
College: University of South Carolina
Acquired: Signed with Gary on April 19, 2019

Evan Marzilli
OF
Wt: 190
B/T: L/L
Opening Day Age: 28
Status: Veteran

2018

- Went 2-for-10 with a run in eight games with Arizona Diamondbacks in MLB Spring Training
- Placed on the Disabled List to begin the MiLB season
- Slashed .244/.352/.357/.709 with 31 runs, 41 hits, nine doubles, two triples, two home runs, 17 RBIs, five stolen bases and two hit by pitches in 56 games between the Arizona League Diamondbacks (Rookie Affiliate), Reno Aces (Triple-A Affiliate) of the Pacific Coast League and the Jackson Generals (Double-A) of the Southern League
- Went 3-for-7 with two runs, a double, two RBIs and a stolen base in three games on a rehab assignment with AZL Diamondbacks before getting assigned to Reno
- Slashed .260/.345/.382/.726 with 23 runs, 34 hits, six doubles, two triples, two home runs, 15 RBIs and a stolen base in 43 games with Reno before getting reassigned to Jackson
- Went 4-for-30 with six runs, two doubles and three stolen bases in 10 games with the Generals

2017

- Went 5-for-24 with two runs, one triple, two RBIs and one stolen base with Arizona in MLB Spring Training before getting assigned to Jackson
- Slashed .256/.366/.381/.747 with 68 runs, 103 hits, 15 doubles, seven triples, seven home runs, 35 RBIs, 16 stolen bases and three hit by pitches in 127 games between Reno and Jackson
- Posted a career-high 68 runs, 16 stolen bases and 69 walks between the two affiliates
- Slashed .253/.370/.372/.742 with 54 runs, 75 hits, 10 doubles, five triples, five home runs, 17 RBIs and 15 stolen bases in 95 games with the Generals before getting promoted to Reno on July 31
- Slashed .264/.355/.406/.760 with 14 runs, 28 hits, five doubles, two triples, two home runs, 18 RBIs and one stolen base in 32 games with Reno

2016

- Slashed a career-best .353/.389/.676/1.065 with five runs, 12 hits, four doubles, two triples, one home run, nine RBIs, and one stolen base in 25 games with the Arizona Diamondbacks in MLB Spring Training
- Slashed .227/.345/.308/.653 with 62 runs, 93 hits, 18 doubles, six triples, one home run, 28 RBIs, 14 stolen bases and nine hit by pitches in 123 games between Reno and the Mobile BayBears (Double-A Affiliate) of the Southern League
- Posted a career-high nine hit by pitches between the two affiliates
- Slashed .209/.312/.343/.655 with 11 runs, 14 hits, five doubles, triples, one RBI and three stolen bases in 21 games with Reno before getting reassigned to Mobile on June 2
- Slashed .231/.351/.301/.653 with 51 runs, 79 hits, 13 doubles, four triples, one home run, 11 stolen bases and nine hit by pitches in 102 games with the BayBears

2015

- Went 0-for-16 with three runs and a walk in 23 games with the Arizona Diamondbacks in MLB Spring Training before getting placed on the Disabled List to begin the MiLB season
- Slashed .276/.374/.374/.748 with 26 runs, 48 hits, six doubles, four triples, one home run, 11 RBIs, 10 stolen bases and one hit by pitch in 49 games between the Arizona League Diamondbacks, Reno Aces and the Mobile BayBears
- Opened the MiLB Season on a rehab assignment with the AZL Diamondbacks and slashed .409/.552/.500/ with five runs, nine hits, a triple, an RBI and three stolen bases in eight games before getting assigned to Reno
- Slashed .300/.300/.400/.700 with four runs, nine hits, one double, one triple, two RBIs and a stolen base in nine games with Reno before returning to the Disabled List
- Made another rehab assignment with the AZL Diamondbacks before getting assigned to Mobile to finish out the year
- Slashed .246/.354/.344/.698 with 17 runs, 30 hits, five doubles, two triples, one home run, eight RBIs and six stolen bases in 32 games with Mobile

2014

- Went 2-for-9 with a run, sacrifice fly and two RBIs in eight games with the Arizona Diamondbacks in MLB Spring Training
- Slashed .245/.341/.381/.720 with 63 runs, 113 hits, 20 doubles, nine triples, eight home runs, 53 RBIs, 15 stolen bases, eight hit by pitches and four sacrifice flies in 133 games between the Visalia Rawhide (Class-A Advanced) of the California League and Mobile
- Posted a career-high 537 plate appearances, 461 at-bats, nine triples, eight home runs, 37 extra-base hits, 53 RBIs and 175 total bases between the two affiliates
- Returned to Visalia for the second straight season and slashed .244/.360/.409/.769 with 30 runs, eight doubles, three triples, five home runs, 18 RBIs and seven stolen bases in 52 games before getting promoted to Mobile on June 2
- Slashed .246/.328/.361/.690 with 33 runs, 70 hits, 12 doubles, six triples, three home runs, 35 RBIs and eight stolen bases in 81 games with Mobile
- Invited to the Arizona Fall League and slashed .303/.376/.382/.758 with 15 runs, 23 hits, one double, one triple, one home run, nine RBIs and seven stolen bases in 25 games with the Salt River Rafters

2013

- Appeared in MLB Spring Training for the first time in his career with the Arizona Diamondbacks and went 1-for-10 with two stolen bases and a walk in nine games
- Slashed .250/.342/.346/.687 with 67 runs, 115 hits, 27 doubles, four triples, three home runs, 50 RBIs, 14 stolen bases, six hit by pitches, nine sacrifice hits and two sacrifice flies in 136 games with Visalia
- Posted a career-high 136 games, 115 hits, 27 doubles and nine sacrifice hits

2012

- Selected by the Arizona Diamondbacks in the eighth round of the MLB Draft out of the University of South Carolina as a junior
- Slashed a career-best .332/.403/.389/.791 with 40 runs, 70 hits, 10 doubles, one triple, 15 RBIs, six stolen bases and four hit by pitches in 51 games in his first season of professional baseball with the Missoula Osprey (Rookie Affiliate) of the Pioneer League
- Went 1-for-1 in his professional baseball debut on 7/3 vs. the Billings Mustangs
- Hit safely in the first 10 games of his pro career and reached base safely in the first 15 games

Personal

- Won back-to-back State Championships as a junior and senior in 2008 and 2009 at Bishop Hendricken in Rhode Island
- Named to the All-State Team as a junior and senior in 2008 & 2009
- Named a Louisville Slugger Pre-Season All-American, rated the No. 1 High School Player in the state of Rhode Island, per Perfect Game and rated the No. 9 prospect in the lower New England Region, per Baseball America for the MLB Draft as a senior in 2009
- Was a three-year starter at South Carolina from 2010-12 and won back-to-back National Championships as a freshman and sophomore from 2010-11
- Named to the College World Series All-Tournament Team, the SEC All-Freshman Team and the NCAA Regional All-Tournament Team after slashing .385/.508/.571/1.079 with 30 runs, 35 hits, eight doubles, three home runs, 11 extra-base hits, 12 RBIs, eight stolen bases and eight hit by pitches in 63 games as a freshman in 2010 at South Carolina
- Slashed .292/.439/.400/.839 with 14 runs, 19 hits, two doubles, one triple, one home run, four RBIs and 12 stolen bases in 19 games with the Laconia Muskkrats of the New England Summer Collegiate Baseball League in 2010
- Named to the SEC Academic Honor Roll and tied a school record with nine consecutive hits after slashing .291/.375/.414/.789 with 39 runs, 64 hits, 14 doubles, two triples, three home runs, 19 extra-base hits, 31 RBIs, six stolen bases, 10 sacrifice hits and two sacrifice flies in 65 games as a sophomore at South Carolina in 2011
- Slashed .159/.326/.174/.500 with 12 runs, 11 hits, one double, one RBI, two stolen bases, one hit by pitch and one sacrifice hit in 20 games with the Chatham Anglers of the Cape Cod Summer Collegiate League in 2011
- Named to College World Series All-Tournament Team, the SEC All-Defensive Team, the SEC Academic Honor Roll and the NCAA Regional All-Tournament Team after slashing .284/.365/.288/.753 with 51 runs, 76 hits, 14 doubles, four triples, two home runs, 20 extra-base hits, 32 RBIs, 13 stolen bases, nine hit by pitches, eight sacrifice hits and eight sacrifice flies as a junior at South Carolina in 2012
- Tied the South Carolina single-season record with eight sacrifice flies in 2012
- Son of Steven and Karen Marzilli; has a brother, Lee; has a fiancée, Madison

Career Stats

Year	Team	G	PA	AB	R	H	2B	3B	HR	XBH	RBI	BB-IBB	SO	HBP	SB	CS	SF	AVG	OBP	SLG	OPS
2012	MIS (PION)	51	236	211	40	70	10	1	0	11	15	21-0	35	4	6	3	0	.332	.403	.389	.791
2013	VIS (CAL)	136	536	460	67	115	27	4	3	34	50	59-1	143	59	14	6	2	.250	.342	.346	.687
2014	VIS (CAL)	52	212	176	30	43	8	3	5	16	18	31-1	54	2	7	4	2	.244	.360	.409	.769
2014	MOB (SOU)	81	325	285	33	70	12	6	3	21	35	30-1	62	6	8	5	2	.246	.328	.361	.690
2015	DIA (AZL)	8	29	22	5	9	0	1	0	1	1	7-0	8	0	3	0	0	.409	.552	.500	1.052
2015	REN (PCL)	9	30	30	4	9	1	1	0	2	2	0-0	7	0	1	2	0	.300	.300	.400	.700
2015	MOB (SOU)	32	144	122	17	30	5	2	1	8	8	20-0	28	1	8	6	1	.246	.354	.344	.698
2016	REN (PCL)	21	78	67	11	14	5	2	0	7	1	9-0	20	1	3	1	0	.209	.312	.343	.655
2016	MOB (SOU)	102	408	342	51	79	13	4	1	18	27	56-1	97	8	11	7	1	.231	.351	.301	.653
2017	JAC (SOU)	95	355	296	54	75	10	5	5	20	17	54-2	70	2	15	7	2	.253	.370	.372	.742
2017	REN (PCL)	32	124	106	14	28	5	2	2	9	18	15-0	27	1	1	0	2	.264	.355	.406	.760
2018	DIA (AZL)	3	9	7	2	3	1	0	0	1	2	1-0	2	1	1	0	0	.429	.556	.571	1.127
2018	REN (PCL)	43	148	131	23	34	6	2	10	15	17-0	44	0	1	2	0	0	.260	.345	.382	.726
2018	JAC (SOU)	10	39	30	6	4	2	0	0	2	0	8-0	8	1	3	0	0	.133	.333	.200	.533
CAREER TOTALS		675	2673	2285	357	584	105	33	22	160	209	338-6	610	53	80	41	12	.255	.355	.359	.714

Outfielders | John Price Jr.



#1 **John Price Jr.** **OF**
Ht: 6-2 **Wt:** 205 **B/T:** R/R
Born: 11/07/91 **Opening Day Age:** 27 **Status:** Rookie
Pronunciation:
Twitter: @Mr_Showtyme_24
Years of Professional Baseball: 2
Years with Gary SouthShore RailCats: 2
Residence: Gretna, FL
College: Faulkner University
Acquired: Re-signed with Gary on Jan. 16, 2019

2018

- Signed his first professional baseball contract with Gary on Jan. 8
- Slashed .253/.285/.418/.703 with 20 runs, 43 hits, nine doubles, two triples, five home runs, 16 extra-base hits, 17 RBIs and three hit by pitches in 49 games between Gary, Gateway and Florence
- Slashed .217/.213/.304/.517 with four runs, 10 hits, two doubles, one triple, three extra-base hits, an RBI and a sacrifice fly in 13 games with Gary before getting traded to the Gateway Grizzlies of the Frontier League on 7/4
- Went 1-for-4 with a run and a sacrifice fly on 5/20 vs. St. Paul in his professional baseball debut
- Recorded his first pro hit in his first pro at-bat on 5/20 vs. St Paul off LHP Jeff Malm
- Forced extra innings with a sacrifice fly off former MLB pitcher Tom Wilhelmson in the bottom of the ninth on 5/20 vs. St. Paul
- Released by Gary on 5/22 before re-signing with Gary on 6/1
- Went 1-for-4 in his first game back with Gary after re-signing with the club
- Recorded his first extra-base hit and multi-hit game on 6/22 against Sioux City
- Traded to Gateway on July 4 for future considerations
- Slashed .200/.217/.311/.529 with six runs, nine hits, two doubles, one home run, three extra-base hits and two RBIs in 11 games with Gateway
- Went 2-for-5 with two runs a double on 7/6 against the now defunct Traverse City Beach Bums in his Frontier League debut
- Signed with the Florence Freedom of the Frontier League on Aug. 3
- Slashed .304/.360/.544/.905 with 10 runs, 24 hits, five doubles, one triple, four home runs, 10 extra-base hits, 14 RBIs and three hit by pitches in 25 games with Florence
- Went 2-for-4 with a double, home run, a sacrifice fly and two runs on 8/4 vs. Lake Erie in his debut with Florence
- Traded to Gary from Florence on Oct. 5 to complete an earlier transaction between the two teams

2017

- Slashed .365/.436/.625/1.061 with 64 runs, 76 hits, 17 doubles, two triples, 11 home runs, 40 extra-base hits, 55 RBIs and 27 stolen bases as a senior at Faulkner University
- Finished second on the Eagles with 64 runs, 17 doubles, 55 RBIs, 130 total bases and a .625 slugging percentage

Personal

- Attended Wallace Community College—Dothan for the first two seasons of his collegiate baseball career before transferring to the University of West Florida in 2016 for his junior season
- Named a First Team All-American, First Team All-Region, the Conference Player of the Year and the Alabama Junior College Player of the Year after batting .412 with five home runs and 30 stolen bases as a sophomore at Wallace Community College
- Son of John Price Sr. and Jacquelyn Lunford; has three sisters, Jana, A'Lashanae and Tachina; has a brother, Allen; has a son, John Price III

Career Stats

Year	Team	G	PA	AB	R	H	2B	3B	HR	XBH	RBI	BB-IBB	SO	HBP	SB	CS	SF	AVG	OBP	SLG	OPS
2018	GAR (AA)	13	47	46	4	10	2	1	0	3	1	0-0	11	0	0	0	1	.217	.213	.304	.517
2018	GAT (FRON)	11	46	45	6	9	2	0	1	3	2	1-0	11	0	0	0	0	.200	.217	.311	.529
2018	FLO (FRON)	25	89	79	10	24	5	1	4	10	14	4-0	15	3	0	0	0	.304	.360	.544	.905
CAREER TOTALS		49	182	170	20	43	9	2	5	16	17	5-0	37	3	0	0	1	.253	.285	.418	.703

Outfielders | Colin Willis



#21
Ht: 5-11 **Wt:** 185
Born: 08/14/92 **Opening Day Age:** 26 **Status:** LS-1
Pronunciation:
Twitter:
Years of Professional Baseball: 4
Years with Gary SouthShore RailCats: 4
Residence: Sheboygan, WC
College: Purdue University—North Central
Acquired: Re-signed with Gary on Jan. 15, 2019

2018

- Re-signed with Gary on Jan. 11
- Slashed .297/.385/.448/.834 with 50 runs, 98 hits, 17 doubles, three triples, nine home runs, 29 extra-base hits, 50 RBIs, two hit by pitches, four stolen bases and four sacrifice flies in 92 games with Gary
- Posted a career-high 92 games, 384 plate appearances, 330 at-bats, 98 hits, 17 doubles, nine home runs, 29 extra-base hits, 50 RBIs, 148 total bases, 48 walks and four sacrifice flies
- Finished with a team-high 98 hits, 50 RBIs, 148 total bases and 48 walks and tied for the team lead with nine home runs
- Recorded the first multi-home run game of his career, including a go-ahead, three-run home run on 6/10 against Fargo-Moorhead
- Recorded the third longest consecutive on-base streak in the American Association after reaching base safely in a career-high 34 straight games from 7/6 - 8/11
- Went 0-for-15 with a walk in the American Association North Division Series

2017

- Re-signed with Gary on Jan. 24
- Slashed .319/.407/.482/.889 with 54 runs, 96 hits, 15 doubles, five triples, eight home runs, 28 extra-base hits, 49 RBIs, four hit by pitches, 15 stolen bases and three sacrifice flies in 87 games with Gary
- Posted a career-high 54 runs, five triples, 15 stolen bases, four hit by pitches, .319 batting average, .407 on-base percentage, .482 slugging percentage, .889 OPS and 29 multi-hit games
- Finished seventh in the American Association with a .319 batting average (first among rookies) and finished with a team-best eight home runs, 54 runs, 145 total bases, .407 on-base percentage, .482 slugging percentage, .889 OPS and 29 multi-hit games
- Named the American Association Rookie of the Year on Sept. 3
- Recorded two doubles and a stolen base in his first start of the year on 5/21 in game one of a doubleheader against St. Paul
- Hit his first professional home run off LHP Kramer Sneed on 6/4 against Sioux City
- Tied the game at 4-4 with a two-out, three-run home run in the bottom of the ninth on 7/18 vs. Cleburne before hitting a walk-off double in the bottom of the 11th
- Went 0-for-8 with a walk in the American Association Semifinals

2016

- Slashed .417/.517/.604/1.121 with 12 runs, 20 hits, four doubles, one triple, one home run, 12 RBIs, 10 walks and 10 stolen bases in 18 games with the Yuma Wranglers of the Arizona Winter League
- Originally signed his first professional baseball contract with the Lake Erie Crushers of the Frontier League in the spring
- Played with the Hammond Lakers of the Midwest Collegiate League and the Eastside Diamond Hoppers of the United Shore League before signing with Gary on Aug. 18
- Slashed .231/.348/.333/.681 with three runs, nine hits, two doubles, one home run, 12 extra-base hits, five RBIs, a hit by pitch and two stolen bases in his first season of professional baseball with Gary
- Went 1-for-4 with a triple, a walk and a stolen base on 8/17 vs. Sioux Falls in his American Association debut



Personal

- Four-year starter at Purdue University—North Central and a member of the school's Athletic Hall of Fame
- Slashed .284/.365/.353/.718 with 31 runs, 78 hits, seven doubles, three triples, two home runs, 28 RBIs, 18 stolen bases and 11 hit by pitches in 68 with the Battle Creek Bombers of the Northwoods Summer Collegiate Baseball League in 2012
- Named Co-MVP of the Northeastern Wisconsin Baseball League in 2014 after hitting .403 with 45 runs, 58 hits, eight doubles, eight triples, one home run, 26 RBIs, two hit by pitches and 25 stolen bases in 45 games with the Sheboygan A's
- Single-season leader at Purdue University—North Central with 93 hits, 65 runs, 28 stolen bases and eight triples
- Played with RailCats Manager Greg Tagert's son, Josh Tagert, at Purdue University—North Central
- One of two players (Mike Rohde, 2008) in franchise history to be named League Rookie of the Year
- Son of Tom and Rita Willis; has four sisters, Katie, Kerstin, Erin and Hannah, and a brother, John

Career Stats

Year	Team	G	PA	AB	R	H	2B	3B	HR	XBH	RBI	BB-IBB	SO	HBP	SB	CS	SF	AVG	OBP	SLG	OPS
2016	GAR (AA)	11	46	39	3	9	2	1	0	12	5	6-0	7	1	2	0	0	.231	.348	.333	.681
2017	GAR (AA)	87	351	301	54	96	15	5	8	28	49	43-2	54	4	15	3	3	.319	.407	.482	.889
2018	GAR (AA)	92	384	330	50	98	17	3	9	29	50	48-1	60	2	4	7	4	.297	.385	.448	.834
CAREER TOTALS		190	781	670	107	203	34	9	17	60	104	97-3	121	7	21	10	7	.303	.393	.457	.850

A AMERICAN Association



Gary SouthShore RailCats Info. Gary SouthShore RailCats Coaches & Players American Association Info. 2018 Season Breakdown Gary SouthShore RailCats Record Book

About the American Association

The American Association is one of the great names in the history of professional baseball leagues in the United States. The first American Association was formed in 1902 as an independent minor league for the larger cities in the midwestern area of the U.S. The original members of the league were the St. Paul Apostles, the Minneapolis Millers, the Kansas City Cowboys, the Toledo Mud Hens, the Indianapolis Indians, the Louisville Colonels, the Milwaukee Brewers, and the Columbus (OH) Senators. The following year (1903), the American Association joined the National Association of Professional Baseball Leagues (the minor league organization), and for the next half century the league was arguably the most influential minor league in all of baseball. Great players such as Ted Williams, Mickey Mantle, Willie Mays and more starred in league ballparks, and the Junior World Series was a major event in the U.S. sporting world. In 1944 more than 50,000 fans showed up for a crucial JWS game between Louisville and Baltimore.

In 1953 major league baseball saw the first movement of franchises since the turn of the century as the Boston Braves moved to Milwaukee. Over the next decade the American Association would also lose Kansas City, Minneapolis, and St. Paul to major league baseball. At the same time, minor league baseball was undergoing a serious decline. In earlier years, minor league teams could exist without a major league working agreement, but the economics of minor league baseball had changed. It was now imperative to have a major league agreement for a team's survival, but the major leagues were streamlining their list of affiliates. The advent of television, air conditioning, and the suburbs were also a factor in the decline of the minors, and in 1963, the American Association would close its doors. The surviving teams were absorbed by the Pacific Coast League and the International League, the remaining AAA leagues.

In 1969 the American Association returned as the expansion of major league baseball created a need for more Class AAA farm clubs. The original six members of the returning Association were the Indianapolis Indians, the Omaha Royals, the Tulsa Oilers, the Denver Bears, the Iowa Oaks, and the Oklahoma City 89ers. The following year the league would go to eight clubs with the addition of Wichita and Evansville. The league remained fairly stable until 1997 when minor league baseball decided to realign and the American Association was again dropped. As in the prior demise of the league, teams would be absorbed by the other two AAA leagues.

In the fall of 2005 the possibility of a revival of the American Association was discussed. Teams from two independent leagues, the Northern League and the Central League proposed coming together to form a "super" independent league. Two of the cities in the discussions, St. Paul and Ft. Worth, had been members of the old American Association, and the geography was similar to that of original league. With the history and precedent set by its namesake, the American Association of Independent Professional Baseball Leagues was formed on October 11, 2005. The expectations were strong for the new league, and the name "American Association" was again part of the great history of professional baseball. In 2008, Wichita rejoined the league as an expansion team along with Grand Prairie, TX. In 2011 Amarillo replaced Pensacola and the league expanded by four teams, adding the Fargo-Moorhead RedHawks, Gary South-Shore RailCats, Kansas City T-Bones and Winnipeg Goldeyes. In 2017, the Cleburne (TX) Railroaders joined the league, playing in a new \$25 million stadium. In 2018, the Chicago Dogs joined the league, playing in a state-of-the-art \$55 million ballpark in Rosemont, Ill.

Roster Rules

» Roster Size

The roster limit for a American Association club is 23 players. An additional player may be on the disabled list during the regular season. Of those 23 players, a maximum of five may be veterans and minimum of five must be rookies. The remaining players will be designated limited service players and of those LS players only six (6) may be LS-4. Two of these six players may be LS-5.

During the pre-season, a maximum of 28 players may be under contract at any one time without regard to classification. The 23 active player roster must be met two days before the start of the regular season.

» Definitions

Year of Service: A year of service for American Association players is 75 official at bats or more in a National Association or independent league or leagues, or 30 innings or more pitched in a National Association or independent league or leagues, in any season prior to the present calendar year. For independent and short season/rookie league service, the first two years of service equals one National Association year. For foreign players, the classification and salary level will be determined by the league office.

Rookie: A player with less than one year of service.

LS-1: A player with less than two years of service.

LS-2: A player with less than three years of service.

LS-3: A player with less than four years of service.

LS-4: A player with less than five years of service. Two of the six LS-4 players may be an LS-5.

LS-5: A player with less than 6 years of service.

Veteran: A player with six or more years of service. If a player has six or more years of service but has not reached the age of 26 by September 1 of that season, he will be considered an LS-4. If he has not reached the age of 24 by September 1 of that season, he will be considered an LS-3.

American Association Staff Bios



Joshua E. Schaub – Commissioner

The Board of Directors of the American Association of Independent Professional Baseball has appointed Joshua E. Schaub as the league's Commissioner. Schaub will assume the role immediately and succeed league founder Miles Wolff, who retired at the end of 2018 after 13 seasons as Commissioner.

Schaub will serve as the chief executive for the American Association and oversee the American Association's operations, expansion, technology enhancements, and relationships in professional baseball.

"When the hiring committee put together our list of qualities for our ideal candidates, Joshua's qualifications, experience, expertise, and enthusiasm stood out," said Sam Katz, Winnipeg Goldeyes owner and Chairman of the league's Executive Committee. "He has enormous shoes to fill following Miles Wolff in the Commissioner's chair, but we are confident that under Joshua's leadership the American Association will only improve its standing among the independent baseball leagues in the country."

Schaub's baseball background is extensive. He is the former CEO and co-owner of the Joliet (Ill.) Slammers baseball club of the Frontier League, a board member of the Frontier League and Prospect Leagues and has previously worked in the Milwaukee Brewers scouting department as an intern and associate. Schaub had also previously clerked for the Northern League.

Schaub is an attorney with Gutwein Law based in Minneapolis (Minn.), where he focuses his practice on Sports and Entertainment Law. He serves as the Commissioner and General Counsel of the Major Arena Soccer League and is a co-founder of Da Beauty League, a summer hockey league for college and professional players based in the Twin Cities. In the past, he has served as an adjunct law school professor teaching Sports Law. Schaub is currently a mentor for TechStars Sports Tech accelerator, is a Twin Cities (Minn.) board member for the American Cancer Society, and is the Co Vice Chair of the Sport, Art, and Entertainment section of the Minnesota Bar.

"I come to the American Association with great respect for what was accomplished by Miles Wolff," said Schaub. "We look to continue what he and his previous staff started and to grow the league in multiple verticals including technology integration, media, professional baseball relations, and of course maintaining the American Association's professionalism and level of play on the field as we look to become a larger part of the baseball landscape." After acquiring an undergraduate degree at the University of Wisconsin-La Crosse in Exercise and Sports Science, Schaub earned his Juris Doctor from the William Mitchell College of Law in St. Paul, Minn. While at William Mitchell, he was the chair of the Sports and Entertainment Law Society.



Josh Buchholz – Executive Director

Josh Buchholz returns for his second season as the American Association Executive Director in 2019 after being named the league's Executive Director on Jan. 18, 2018. Prior to taking the role with the American Association, Buchholz had been the Vice President & General Manager of the Fargo-Moorhead RedHawks since October 2005. While with the RedHawks, Buchholz was a part of five league championships (1998, 2003, 2006, 2009, 2010), earned league Executive of the Year honors three times (2008, 2010, 2012) and in 2013 was named to Prairie Business Magazine's "Top 40 Under 40" business leaders in North Dakota, South Dakota and northwest Minnesota.

Buchholz served as the club's Director of Media Relations and Director of Baseball Operations before being named the fourth General Manager in franchise history. He joined the organization in 1996 as Clubhouse Manager and was promoted to the front office following the 1997 season. Buchholz graduated from Concordia College in Moorhead, MN.



Brady Drake – Director of Media Relations

Brady Drake returns as the American Association Director of Media Relations in 2019 after being named the league's Director of Media Relations on April 15, 2018.

Brady graduated in May from Concordia College in Moorhead, Minn. While at Concordia, Brady wrote for and was the sports editor of the school newspaper. During the summer of 2017, Brady worked in the Media Relations department for the Fargo-Moorhead RedHawks. Brady also works as a board operator for 740 The Fan and 790 KFGO in Fargo, N.D..



Ron Teague – Director of Umpires

Ron Teague was named the Director of Umpires on Oct. 1, 2018.

Prior to being named the Director of Umpires, Teague was a professional baseball umpire from 2006-2018. From 2006-2010 he was an umpire in the American Association, being selected to four post-season assignments, including three championships. After his four years in the American Association, in 2010 he attended Jim Evans Academy of Professional Umpiring where he was an honor graduate, and eventually earned a contract in the Arizona Rookie League.

From 2010-2018, Teague worked in the Arizona League, Arizona Extended Spring, Appalachian League, Midwest League, Florida Instructional League, California League, Texas League, Arizona Instructional

League, Dominican Winter League, Pacific Coast League, 2017 MLB Spring Training. Teague was invited back to MLB Spring Training in 2018 before he resigned from affiliated baseball and re-joined the American Association for a final season on the field. In 2018, he was an American Association crew chief for the regular season and the entire post-season.

Teague's accolades while in affiliated baseball include the Appalachian League Championship Series, Midwest League All Star Game, California League Umpire of the Year along with an All Star Game and Post season assignment. He also was selected to work the Texas League All Star Game, MLB Futures Game and MLB Home Run Derby in 2015 in Cincinnati, Ohio, Dominican Winter League Postseason and Championship, and the Pacific Coast League Championship.

Teague was also the Chief Instructor at the Minor League Baseball Umpire Academy in Vero Beach, Fla., in 2016 and 2017, and was an instructor from 2013-2015. In addition to his professional experience Teague is also an NCAA Division I umpire in several conferences, including the SEC.



Chicago Dogs

Owner: Shawn Hunter, Steven Gluckstem
Years in American Association: 2018 - Present
Media Contact: Sam Brief
briefsam@gmail.com

General Info.

Address: 9800 Balmoral Avenue, Rosemont, IL 60018
Phone: (847) 260-2544
Website: www.chicagodogs.com

Twitter: @TheChicagoDogs
Facebook: /TheChicagoDogs
Instagram: @thechicagodogs

Front Office

Baseball Administration: Ron Stern
Strategy: Randy Kish
Corporate Sponsorships: Alan Simkowski
Director of Game Entertainment: Kevin Sullivan
Marketing Director: Megan Weber
Community Relations: Daniela Barrios
Retail Director: Jeff Chapman
Asst. Director of Operations: Kyle Lindquist
Head Groundskeeper: Sam Turner
Account Executives: Kyle McKeena, Jon Ryan, MacKenzie Thomas, Collin O'Heron

Finance and Administration: Trish Zuro
Ticket Operations: Jennifer Karweik
Premium Account Executives: Scott Foley, Evan Gersonde
Media Relations: Alexandra Jakubiak
Broadcaster: Sam Brief
Website Design/Photographer: Matt Zuro
Director of Operations: Collie Cole
Executive Chef: Mike Blase
Clubhouse Manager: Daniel Langston

Field Staff

Manager: Butch Hobson
Hitting Coach: D.J. Boston

Pitching Coach: Cory Domel
Athletic Trainer: Patrick Pauley, M.S., ATC

Stadium Information

Ballpark: Impact Field
Year Built: 2018

Stadium Dimensions: LF-312, CF-389, RF-294
Capacity: 6,300

American Association Franchises | Chicago Dogs

Chicago Dogs Team Stats (2018)

COPYRIGHT BY POINTSTREAK SPORTS TECHNOLOGIES INC.
REPORT PRODUCED 10/09/2018 01:09:25

CHICAGO DOGS INDIVIDUAL BATTING STATS

PLAYER	AVG	G	GS	AB	R	H	2B	3B	HR	RBI	TB	BB	IBB	HP	SO	SF	SH	SB	CS	PA	OBP	SLG	OPS	E	1B	2B	3B	SS	OF	C		
#Arroyo, Edwin	.325	95	95	363	54	118	18	4	4	35	156	39	0	10	52	4	8	7	0	424	.401	.430	.831	10	0	77	0	17	0	0		
Wilson, Kenny	.318	55	53	223	44	71	13	4	6	26	110	20	0	4	53	3	0	13	4	250	.380	.493	.873	0	0	0	0	0	49	0		
Benson, Joe	.300	73	71	257	40	77	18	3	9	38	128	28	0	5	50	3	0	9	2	293	.375	.498	.873	1	0	0	0	0	41	0		
Vavra, Trey	.299	97	97	368	41	110	23	0	16	65	181	37	5	5	55	9	0	5	3	419	.363	.492	.855	9	43	13	15	0	0	0		
#Perez, Stephen	.293	49	46	167	22	49	11	4	3	37	77	18	0	2	41	2	3	6	3	192	.365	.461	.826	4	0	0	0	1	43	0	1	
*Silva, Rubi	.286	47	44	192	27	55	10	4	5	30	88	4	1	1	50	4	1	3	202	.299	.458	.757	0	0	5	0	0	36	0	0		
Goossen-Brown, Josh	.259	9	28	27	4	7	1	0	0	0	8	1	0	0	8	0	0	0	0	28	.286	.296	.582	1	0	0	0	0	0	0	0	
*Blaser, Dalton	.257	77	72	261	29	67	9	3	5	27	97	30	0	4	33	5	3	2	2	303	.337	.372	.708	4	54	0	0	0	11	0		
Rosselli, Tony	.240	60	53	204	24	49	11	2	8	21	88	15	0	0	70	0	0	0	0	219	.292	.431	.724	3	0	0	0	0	1	46	0	
Dean, Matt	.232	90	84	306	29	71	15	0	6	27	104	25	1	4	81	3	0	1	4	338	.296	.340	.636	17	0	0	0	82	0	0	0	
Falsetti, Michael	.186	58	56	161	24	30	7	1	3	16	48	38	0	4	58	0	3	1	0	206	.355	.298	.653	5	0	0	0	0	0	0	54	
Gonzalez, Rey	.133	16	15	45	4	6	0	0	0	0	6	4	0	0	15	0	2	0	0	52	.220	.133	.353	1	0	0	0	0	0	0	13	
Downing, Kaohi	.000	1	0	0	0	0	0	0	0	0	0	0	0	0	0	0	0	0	0	0	.000	.000	.000	0	0	0	0	0	0	0	0	
Shimo, Brandon	.000	1	0	0	0	0	0	0	0	0	0	0	0	0	0	0	0	0	0	0	.000	.000	.000	0	0	0	0	0	0	0	0	0
Grover, Taylor	.000	1	0	0	0	0	0	0	0	0	0	0	0	0	0	0	0	0	0	0	.000	.000	.000	0	0	0	0	0	0	0	0	0

TEAM TOTAL BATTING STATS

AVG	G	AB	R	H	2B	3B	HR	RBI	TB	BB	IBB	HP	SO	SF	SH	SB	CS	PA	OBP	SLG	OPS	E
.269	99	3321	428	892	166	30	71	397	1331	299	9	51	729	43	26	57	28	3742	.334	.401	.735	73

CHICAGO DOGS INDIVIDUAL PITCHING STATS

PLAYER	ERA	W-L	G	GS	CG	SHO	SV	IP	H	R	ER	BB	IBB	SO	HR	2B	3B	BF	OAVG	WP	HB	BK	
Rosselli, Tony	0.00	0-0	1	0	0	0	0	1.0	0	0	0	0	0	0	1	0	0	4	.000	0	1	0	
*Mascheri, Rich	2.34	4-1	32	3	0	0	0	61.2	53	18	16	29	0	63	7	7	0	257	.238	2	1	0	
Shimo, Brandon	2.44	1-0	34	0	0	0	0	48.0	28	14	13	14	4	41	4	8	0	184	.172	4	5	0	
*Thorpe, Tommy	2.53	4-4	38	6	0	0	0	74.2	67	27	21	23	1	60	7	9	1	315	.234	8	6	0	
Grover, Taylor	2.63	1-2	43	0	0	0	0	14	48.0	36	19	14	20	0	63	4	5	2	198	.206	1	1	0
Downing, Kaohi	2.81	2-3	39	0	0	0	0	13	41.2	28	14	13	12	3	42	3	5	1	165	.188	3	4	0
Simms, Trevor	2.98	2-5	8	8	0	0	0	48.1	37	16	16	15	0	39	3	4	0	194	.222	5	10	0	
Torrez, Wes	3.00	1-1	3	3	0	0	0	15.0	10	5	5	6	0	16	1	1	0	60	.196	2	2	0	
Carkuff, Jared	3.12	6-5	26	7	1	0	0	66.1	62	28	23	14	0	68	6	11	0	273	.248	1	3	0	
White, Brandon	3.38	1-0	5	0	0	0	0	5.1	10	2	2	1	0	4	0	3	0	27	.385	0	0	0	
Allison, Ben	3.60	0-0	3	0	0	0	0	5.0	3	2	2	3	1	2	0	0	0	20	.176	2	0	0	
*Girodo, Chad	4.37	2-0	22	0	0	0	0	22.2	31	19	11	6	1	19	2	4	0	106	.326	3	1	0	
*Barnes, Scott	4.47	2-4	16	16	0	0	0	84.2	84	43	42	47	1	73	14	17	2	377	.261	13	2	0	
*Turnbull, Kylin	4.62	4-4	13	13	1	0	0	64.1	75	39	33	8	0	40	8	14	3	269	.292	5	1	0	
Goossen-Brown, Josh	5.09	7-8	20	20	1	0	0	116.2	141	74	66	38	0	60	12	40	4	524	.302	11	5	0	

TEAM TOTAL PITCHING STATS

ERA	G	GS	CG	SHO	SV	IP	H	R	ER	BB	IBB	SO	HR	2B	3B	BF	OAVG	WP	HB	BK	
3.86	99	99	3	0	0	28	861.0	854	429	369	308	15	717	85	180	20	3693	.261	67	49	4

Chicago Dogs vs. Gary SouthShore RailCats (2018)

COPYRIGHT BY POINTSTREAK SPORTS TECHNOLOGIES INC.

CHICAGO DOGS HEAD-TO-HEAD INDIVIDUAL BATTING STATS

PLAYER	AVG	G	GS	AB	R	H	2B	3B	HR	RBI	TB	BB	IBB	HP	SO	SF	SH	SB	CS	PA	OBP	SLG	OPS	E
#Arroyo, Edwin	.434	15	95	53	6	23	4	2	0	6	31	6	0	0	4	2	2	1	0	63	.475	.585	1.060	1
Vavra, Trey	.386	15	97	57	8	22	4	0	1	8	29	3	0	1	8	1	0	1	1	62	.419	.509	.928	1
Moroney, Jonathan	.348	11	56	46	6	16	1	1	0	1	19	1	0	0	6	0	0	0	0	47	.362	.413	.775	0
X Telesco, Matt	.333	6	15	21	3	7	2	0	0	3	9	0	0	0	3	1	0	0	0	22	.318	.429	.747	0
X Gyrion, Ryan	.333	2	2	3	0	1	0	0	0	2	1	0	0	0	1	0	0	0	0	3	.333	.333	.667	0
X*Maddox, Craig	.313	4	23	16	1	5	1	0	1	5	9	1	1	0	5	0	0	0	0	17	.353	.563	.915	0
X Wagner, Ryan	.294	5	25	17	2	5	1	0	0	2	6	0	0	0	4	0	0	0	0	17	.294	.353	.647	1
Benson, Joe	.286	12	71	35	5	10	2	2	1	6	19	4	0	1	5	1	0	2	0	41	.366	.543	.909	0
*Blaser, Dalton	.278	11	72	36	3	10	2	2	1	5	19	1	0	0	4	1	0	0	0	38	.289	.528	.817	2
X Rodriguez, Wilfredo	.231	4	13	13	0	3	1	0	0	1	4	1	0	0	1	0	0	1	0	14	.286	.308	.593	0
X*Silva, Rubi	.231	4	44	13	3	3	1	0	0	0	4	0	0	0	1	0	0	1	0	13	.231	.308	.538	0
Falsetti, Michael	.211	7	56	19	2	4	0	0	1	3	7	4	0	0	6	0	0	0	0	23	.348	.368	.716	2
Rosselli, Tony	.189	10	53	37	5	7	3	0	2	4	16	0	0	0	12	0	0	0	0	37	.189	.432	.622	0
X Baca, Michael	.167	11	34	30	4	5	0	0	0	2	5	3	0	1	5	0	0	1	0	34	.265	.167	.431	2
Goossen-Brown, Josh	.167	2	28	6	0	1	0	0	0	0	1	0	0	0	2	0	0	0	0	6	.167	.167	.333	0
Dean, Matt	.154	14	84	52	4	8	1	0	0	1	9	0	0	0	19	0	0	0	0	52	.154	.173	.327	2
Wilson, Kenny	.154	4	53	13	1	2	0	0	0	0	2	0	0	0	4	0	0	0	0	13	.154	.154	.308	0
X Gaedele, Kyle	.133	4	13	15	1	2	1	0	0	0	3	0	0	0	5	0	0	0	0	15	.133	.200	.333	0
#Perez, Stephen	.091	4	46	11	2	1	0	0	1	3	4	0	0	0	3									



Cleburne Railroaders

Owner: Cleburne Baseball LLC

Years in American Association: 2017 - Present

Media Contact: Denning Gerig
dgerig@railroadersbaseball.com

General Info.

Address: 1906 Brazzle BLVD, Cleburne, TX 76033

Phone: (817) 945-8705

Website: www.railroadersbaseball.com

Twitter: @CRRBaseball

Facebook: /cleburnerailroaders

Instagram: @cleburnerailroaders

Front Office

President/Co-Owner: John Junker

Director of Business Operations: Bill Adams

Community Relations & Group Sales Manager: Janice Nickell

Ticket Office Manager: Patty Hicks

Director of Corporate Sales: Jennifer Forrester

Production Manager: Hayden Walraven

Facility & Maintenance Manager: Jon Stark

Public Address Announcer: Jeff Smith

Broadcasting & Media Relations Managers: Denning Gerig, Brad Allred

Executive Corporate Sales: Jason Poole, Melissa Wilson

Team Chaplain: Rusty Hall

Field Staff

Manager: Brent Clevlen

President of Baseball Operations: Josh Robertson

Pitching Coach: Mike Jeffcoat

Hitting Coach: John Rodriguez

Clubhouse Manager: Cleo Welch

Team Physician: Dr. Robert Shaw

Head Athletic Trainer: Rachel Pryor

Stadium Information

Ballpark: The Depot at Cleburne Station

Stadium Dimensions: LF-335, CF-400, RF-320

Year Built: 2017

Capacity: 3,750



Fargo-Moorhead RedHawks

Owner: Fargo Baseball, LLC

Years in American Association: 2011 - Present

Media Contact: Chad Ekren
cekren@fmredhawks.com

General Info.

Address: 1515 15th Ave. N., Fargo, ND 58102

Phone: (701) 235-6161

Website: www.fmredhawks.com

Twitter: @FMRedHawks

Facebook: /FMRedHawks

Instagram: @fmredhawks

Front Office

Chairman: Bruce Thom

General Manager: Matt Rau

Director of Communications: Chad Ekren

Director of Stadium Operations: Michael Stark

Director of Food & Beverage: Derek Wang

President & Chief Executive Officer: Brad Thom

Assistant General Manager: Karl Hoium

Director of Ticket Operations: Isaac Olson

Group Sales Coordinator: Cole Milberger

Radio Broadcaster: Jack Michaels

Field Staff

Manager: Jim Bennett

Assistant Coach: Anthony Renz

Player Personnel Consultant: Jeff Bittiger

Athletic Trainer: Matt McManus, M.A., ATC

Hitting Coach: Chris Coste

Bullpen Coach: Robbie Lopez

Clubhouse Manager: Chris Krick

Stadium Information

Ballpark: Newman Outdoor Field

Year Built: 1996

Stadium Dimensions: LF-314, CF-408, RF-318

Capacity: 4,172

American Association Franchises Fargo-Moorhead RedHawks

Fargo-Moorhead RedHawks Team Stats (2018)

COPYRIGHT BY POINTSTREAK SPORTS TECHNOLOGIES INC.

FARGO-MOORHEAD REDHAWKS INDIVIDUAL BATTING STATS

PLAYER																					-GAMES BY POSITION-										
	AVG	G	GS	AB	R	H	2B	3B	HR	RBI	TB	BB	IBB	HP	SO	SF	SH	SB	CS	PA	OBP	SLG	OPS	E	1B	2B	3B	SS	OF	C	
l Jacobs, Chris	.337	52	67	193	31	65	12	0	12	42	113	17	0	4	52	2	0	0	0	216	.398	.585	.984	6	37	0	0	0	0	0	
T Jacobs, Chris	.308	69	67	260	34	80	15	0	13	52	134	23	0	4	76	2	0	0	0	216	.370	.515	.886	7	54	0	0	0	0	0	
*Colwell, Tim	.320	83	78	325	47	104	15	4	3	41	136	22	0	0	42	5	2	24	10	354	.358	.418	.776	5	0	0	0	0	64	0	
Pina, Leobaldo	.319	96	96	367	46	117	28	4	8	56	177	26	0	5	71	6	0	3	4	404	.366	.482	.849	11	21	0	57	12	0	0	
*Ahart, Devan	.295	99	99	387	61	114	13	4	11	48	168	38	3	2	61	10	6	12	7	443	.352	.434	.787	2	0	1	0	0	81	0	
Medina, Yhoxian	.293	79	79	276	33	81	16	1	1	29	102	7	0	5	39	3	10	8	4	301	.320	.370	.689	11	0	0	0	62	0	0	
Gonzalez, Maikol	.282	97	93	341	45	96	11	0	5	37	122	47	0	2	41	5	2	11	4	397	.367	.358	.725	8	1	81	0	0	0	0	
Metzger, Brennan	.282	95	93	355	76	100	29	2	9	38	160	62	0	8	77	2	2	12	5	430	.398	.451	.849	2	0	0	0	0	79	0	
#Valerio, Charlie	.258	82	82	318	45	82	15	1	12	46	135	21	2	2	64	2	1	0	1	344	.306	.425	.731	10	12	0	0	0	0	48	
*Vieth, Jake	.242	10	9	33	5	8	1	0	0	2	9	4	0	1	6	0	0	0	0	0	38	.342	.273	.615	1	4	0	0	0	0	0
#Fox, Derrick	.214	49	31	117	17	25	4	1	0	9	31	8	0	0	26	3	3	3	1	131	.258	.265	.523	6	0	12	11	12	1	0	
l Irey, Quinn	.208	26	28	72	8	15	2	0	1	7	20	4	0	0	16	0	4	1	1	80	.250	.278	.528	3	2	0	0	0	0	16	
T Irey, Quinn	.188	34	28	101	10	19	2	0	1	7	24	7	0	1	25	0	4	1	1	80	.248	.238	.485	4	2	0	0	0	0	24	
McCurry, Randy	.000	2	0	2	0	0	0	0	0	0	0	0	0	0	2	0	0	0	0	2	.000	.000	.000	2	0	1	0	0	0	0	
*Solomon, Will	.000	1	19	0	1	0	0	0	0	0	0	0	0	0	0	0	0	0	0	0	.000	.000	.000	1	0	0	0	0	0	0	
Gregory, Reese	.000	1	5	0	0	0	0	0	0	0	0	0	0	0	0	0	0	0	0	0	.000	.000	.000	2	0	0	0	0	0	0	
Ballew, Travis	.000	1	0	0	1	0	0	0	0	0	0	0	0	0	0	0	0	0	0	0	.000	.000	.000	1	0	0	0	0	0	0	
Broussard, Geoff	.000	1	0	0	0	0	0	0	0	0	0	0	0	0	0	0	0	0	0	0	.000	.000	.000	1	0	0	0	0	0	0	

TEAM TOTAL BATTING STATS

AVG	G	AB	R	H	2B	3B	HR	RBI	TB	BB	IBB	HP	SO	SF	SH	SB	CS	PA	OBP	SLG	OPS	E
.282	100	3426	493	966	175	20	82	439	1427	317	10	38	640	42	31	84	44	3855	.346	.417	.762	82

FARGO-MOORHEAD REDHAWKS INDIVIDUAL PITCHING STATS

PLAYER	ERA		W-L	G	GS	CG	SHO	SV	IP	H	R	ER	BB	IBB	SO	HR	2B	3B	BF	OAVG	WP	HB	BK
	ERA	W-L																					
Broussard, Geoff	2.67	0-1	23	0	0	0	5	27.0	23	10	8	7	1	27	2	3	0	113	.225	2	2	0	
McCurry, Randy	3.38	3-3	36	0	0	0	17	37.1	33	17	14	19	0	44	4	6	1	167	.228	2	3	0	
Waite, Benji	3.92	4-4	25	4	0	0	1	57.1	59	29	25	18	2	35	4	7	0	242	.266	14	1	1	
Ballew, Travis	4.00	5-3	49	0	0	0	1	63.0	57	33	28	32	2	54	3	14	1	279	.239	15	2	0	
Brown, DJ	4.04	9-3	20	20	1	0	0	122.2	133	60	55	39	0	70	13	20	3	544	.279	13	16	0	
*Pacillo, Anthony	4.15	1-0	44	0	0	0	1	30.1	33	16	14	19	3	30	2	3	2	140	.284	6	3	0	
*Solomon, Will	4.18	10-7	19	19	2	1	0	114.0	127	56	53	39	1	58	10	17	3	498	.286	11	6	0	
Gregory, Reese	4.34	3-5	24	5	1	0	0	74.2	92	44	36	10	0	35	10	12	0	323	.302	4	4	1	
Barker, Brandon	4.85	3-6	12	12	0	0	0	68.2	86	41	37	15	1	54	7	10	0	303	.307	4	5	0	
l Tamburino, Michael	5.12	2-2	6	6	0	0	0	31.2	36	18	18	11	0	32	2	4	1	141	.295	0	6	0	
T Tamburino, Michael	4.47	7-7	20	20	1	0	0	116.2	124	61	58	29	0	103	9	25	3	501	.273	0	12	1	
McNutt, Trey	5.21	7-8	20	20	1	0	0	121.0	121	70	70	43	1	130	16	17	3	525	.258	7	10	0	
Fox, Derrick	27.00	0-0	1	0	0	0	0	0.1	2	1	1	0	0	0	1	1	0	3	.667	0	0	0	

TEAM TOTAL PITCHING STATS

ERA	G	GS	CG	SHO	SV	IP	H	R	ER	BB	IBB	SO	HR	2B	3B	BF	OAVG	WP	HB	BK
4.28	100	100	5	1	26	876.0	926	464	417	319	13	696	82	121	19	3846	.272	100	68	2

Fargo-Moorhead RedHawks vs. Gary SouthShore RailCats (2018)

COPYRIGHT BY POINTSTREAK SPORTS TECHNOLOGIES INC.

FARGO-MOORHEAD REDHAWKS HEAD-TO-HEAD INDIVIDUAL BATTING STATS

PLAYER	AVG	G	GS	AB	R	H	2B	3B	HR	RBI	TB	BB	IBB	HP	SO	SF	SH	SB	CS	PA	OBP	SLG	OPS	E
Jacobs, Chris	.400	6	67	20	4	8	2	0	3	4	19	3	0	0	8	0	0	0	0	23	.478	.950	1.428	2
Pina, Leobaldo	.362	13	96	47	3	17	3	1	0	5	22	4	0	0	7	1	0	1	1	52	.404	.468	.872	1
X Gonzalez, Maikol	.356	13	93	45	6	16	3	0	1	4	22	2	0	0	8	0	1	2	2	48	.383	.489	.872	2
#Valerio, Charlie	.304	12	82	46	7	14	3	0	3	8	26	0	0	1	10	0	0	0	0	47	.319	.565	.884	3
Medina, Yhoxian	.281	10	79	32	1	9	4	0	0	2	13	0	0	2	3	0	0	0	2	34	.324	.406	.730	1
X DeLuca, Joe	.273	4	13	11	1	3	0	0	1	1	6	0	0	0	2	0	0	0	0	11	.273	.545	.818	0
*Ahart, Devan	.271	13	99	48	2	13	2	1	0	3	17	5	0	0	7	1	0	2	1	54	.333	.354	.688	0
X Oduber, Randolph	.227	6	90	22	4	5	0	0	0	0	5	0	0	0	3	0	0	2	0	22	.227	.227	.455	0
X* Mendonca, Tommy	.222	6	37	18	2	4	1	0	1	2	8	1	0	0	3	0	0	0	0	19	.263	.444	.708	2
X* De La Cruz, Keury	.222	9	84	36	3	8	1	0	1	9	12	0	0	0	6	1	0	0	1	37	.216	.333	.550	0
Metzger, Brennan	.220	13	93	41	7	9	3	0	1	1	15	6	0	1	13	0	0	2	1	48	.333	.366	.699	0
Irey, Quinn	.154	4	28	13	0	2	0	0	0	1	2	0	0	0	3	0	2	0	1	15	.154	.154	.308	0
*Colwell, Tim	.114	10	78	35	1	4	0	0	0	2	4	1	0	0	6	1	1	1	0	38	.135	.114	.249	0
#Fox, Derrick	.111	4	31	9	1	1	0	0	0	0	1	1	0	0	0	0	0	0	0	10	.200	.111	.311	0
X McCurry, Randy	.000	1	0	0	0	0	0	0	0	0	0	0	0	0	0	0	0	0	0	0	.000	.000	.000	0
X Almenzar, Michael	.000	2	4	8	0	0	0	0	0	0	0	0	0	0	2	0	0	0	0	8	.000	.000	.000	0
X*Vieth, Jake	.000	1	9	1	0	0	0	0	0	0	0	0	0	0	0	0	0	0	0	1	.000	.000	.000	0
X Ballew, Travis	.000	1	0	0	1	0	0	0	0	0	0	0	0	0	0	0	0	0	0	0	.000	.000	.000	0

HEAD-TO-HEAD TOTAL BATTING STATS

AVG	G	AB	R	H	2B	3B	HR	RBI	TB	BB	IBB	HP	SO	SF	SH	SB	CS	PA	OBP	SLG	OPS	E
.262	13	432	43	113	22	2	11	42	172	23	0	4	81	4	4	10	9	467	.302	.398	.701	11

FARGO-MOORHEAD REDHAWKS HEAD-TO-HEAD INDIVIDUAL PITCHING STATS

PLAYER	ERA		W-L	G	GS	CG	SHO	SV	IP	H	R	ER	BB	IBB	SO	HR	2B	3B	BF	OAVG	WP	HB	BK
	ERA	W-L																					
X* Pacillo, Anthony	0.00	0-0	5	0	0	0	0	5.2	6	0	0	2	0	6	0	1	1	25	.273	1	0	0	
X Waite, Benji	0.00	1-0	2	1	0	0	0	9.2	5	1	0	4	0	5	0	0	0	39	.143	1	0	0	
McNutt, Trey	1.27	1-1	3	3	1	0	0	21.1	8	3	3	8	0	21	0	2	0	78	.114				



Kansas City T-Bones

Owner: John Ehlert

Years in American Association: 2011 - Present

Media Contact: Dan Vaughan
dvaughan@tbonesbaseball.com

General Info.

Address: 1800 Village West Parkway, Kansas City, KS 66111

Phone: (913) 328-5618

Website: www.tbonesbaseball.com

Twitter: @tbonesbaseball

Facebook: /tbonesbaseball

Instagram: @tbonesbaseball

Front Office

Owner: John Ehlert

President: Adam Ehlert

Vice President/General Manager: Chris Browne

V.P. of Corporate Sponsorships & Sales: Scott Steckly

Director of Broadcasting/Media Relations: Dan Vaughan

Director of Marketing & Promotions: Morgan Kolenda

Director of Ticket Sales & Merchandise: Kacy Muller

Director of Group Sales: Nick Restivo

Director of Stadium Operations: Kyle Disney

Head Groundskeeper: Nathan Miller

Host Family Director: Cheryl Reitmeyer

Field Staff

Manager/Director of Baseball Operations: Joe Calfapietra

Third Base/Hitting Coach: Bill Sobbe

First Base Coach: Frank White

Equipment Manager/Assistant Coach: John West

Stadium Information

Ballpark: T-Bones Stadium

Stadium Dimensions: LF-300, CF-396, RF-328

Year Built: 2003

Capacity: 6,270

American Association Franchises | Kansas City T-Bones

Kansas City T-Bones Team Stats (2018)

COPYRIGHT BY POINTSTREAK SPORTS TECHNOLOGIES INC.

KANSAS CITY T-BONES INDIVIDUAL BATTING STATS

PLAYER	AVG	G	GS	AB	R	H	2B	3B	HR	RBI	TB	BB	IBB	HP	SO	SF	SH	SB	CS	PA	OBP	SLG	OPS	-GAMES BY POSITION-													
																								E	1B	2B	3B	SS	OF	C							
Astin, Barrett	.500	1	18	2	0	1	0	0	0	0	1	0	0	0	1	0	0	0	0	0	2	.500	.500	1.000	0	0	0	0	0	0	0	0	0	0			
Brett, Ryan	.336	27	27	113	24	38	9	1	0	9	49	16	0	0	12	1	2	7	0	132	.415	.434	.849	3	0	9	1	0	16	0	0	0	0	0			
#Cunningham, Todd	.333	83	82	318	71	106	26	5	4	47	154	57	5	6	46	6	2	17	2	389	.437	.484	.921	0	0	0	0	0	77	0	0	0	0	0			
#Davis, Mason	.319	63	62	260	46	83	14	2	9	31	128	10	0	2	41	2	7	26	4	281	.347	.492	.839	6	0	1	49	14	0	0	0	0	0	0			
#Nieto, Adrian	.313	81	78	291	40	91	15	0	6	44	124	34	2	1	40	2	5	3	1	333	.384	.426	.810	9	4	0	0	0	0	0	0	0	0	67			
*Curcio, Keith	.306	94	93	353	57	108	22	1	11	57	165	31	2	4	48	5	2	20	6	396	.364	.467	.831	6	0	0	0	0	0	0	0	0	0	90	0		
1 Phillips, Anthony	.300	15	48	50	13	15	1	1	1	6	21	6	0	3	9	1	0	1	1	60	.400	.420	.820	5	0	0	0	15	0	0	0	0	0	0	0		
T Phillips, Anthony	.259	49	48	170	32	44	5	1	2	22	57	20	0	5	36	3	4	2	1	60	.348	.335	.684	15	0	0	0	48	0	0	0	0	0	0	0		
1*Perio Jr., Noah	.297	52	96	209	31	62	12	1	8	57	100	21	0	1	32	3	0	3	0	234	.359	.478	.837	3	45	2	3	3	1	0	0	0	0	0	0		
T*Perio Jr., Noah	.304	96	96	392	57	119	24	1	8	74	169	39	2	1	54	4	1	4	0	234	.365	.431	.796	10	53	21	5	18	1	0	0	0	0	0	0	0	
Lago, Alay	.283	37	37	145	17	41	10	0	2	19	57	8	0	2	20	3	0	3	2	159	.323	.393	.716	1	0	28	0	0	0	0	0	0	0	0	0	0	
#Walsh, Colin	.268	45	45	164	34	44	7	1	8	31	77	41	3	1	41	3	0	4	2	209	.411	.470	.881	3	0	2	15	0	3	0	0	0	0	0	0	35	
Pennell, Tucker	.267	53	49	180	14	48	5	0	2	21	59	15	0	4	33	2	2	0	1	203	.333	.328	.661	3	2	0	0	0	0	0	0	0	0	0	0	0	
*Hayes, Danny	.260	10	9	35	3	7	2	0	1	2	12	5	0	0	14	0	0	0	0	40	.300	.343	.643	0	4	0	0	0	0	0	0	0	0	0	0	0	0
#Mazzoccoli, Pasquale	.000	1	3	0	0	0	0	0	0	0	0	0	0	0	0	0	0	0	0	.000	.000	.000	0	0	0	0	0	0	0	0	0	0	0	0	0	0	
Filomeno, Joe	.000	1	0	1	0	0	0	0	0	0	0	0	0	0	1	0	0	0	0	1	.000	.000	.000	3	0	0	0	0	0	0	0	0	0	0	0	0	0

TEAM TOTAL BATTING STATS

AVG	G	GS	AB	R	H	2B	3B	HR	RBI	TB	BB	IBB	HP	SO	SF	SH	SB	CS	PA	OBP	SLG	OPS	E
.295	99	3492	563	1031	197	23	78	502	1508	370	15	45	658	42	29	121	32	3983	.366	.432	.798	76	

KANSAS CITY T-BONES INDIVIDUAL PITCHING STATS

PLAYER	ERA	W-L	G	GS	CG	SHO	SV	IP	H	R	ER	BB	IBB	SO	HR	2B	3B	BF	OAVG	WP	HB	BK
*Filomeno, Joe	1.31	4-2	35	0	0	1	41.1	24	12	6	10	2	48	5	3	0	159	.171	0	5	1	
Crescentini, Marcus	1.32	5-0	25	0	0	1	27.1	11	4	4	17	0	36	1	3	0	112	.122	4	4	0	
Winiarski, Cody	1.69	3-1	31	0	0	0	12	32.0	28	8	6	9	0	43	1	5	0	132	.230	0	1	0
Collier, Tommy	3.11	12-3	20	20	0	0	133.0	120	51	46	22	0	140	13	19	1	539	.240	4	8	0	
Lowery, Jackson	3.18	1-0	32	0	0	0	45.1	32	16	16	24	0	56	4	6	1	192	.206	4	10	0	
*Lee, Nick	3.26	1-2	17	0	0	0	19.1	20	7	7	13	2	21	2	4	0	88	.278	6	1	1	
Hill, Kevin	4.30	1-1	21	0	0	1	23.0	22	11	11	7	0	20	2	6	0	92	.262	1	0	0	
*Bleday, Adam	4.50	2-1	10	5	0	0	30.0	31	17	15	14	0	30	3	8	0	138	.258	3	3	0	
Mazzoccoli, Pasquale	4.53	4-2	27	3	0	2	53.2	54	28	27	35	4	46	6	13	1	252	.262	2	3	1	
Adkins, Hunter	4.56	6-7	22	16	1	0	1	98.2	104	54	50	44	0	75	10	20	1	434	.277	4	7	0
Astin, Barrett	5.81	10-3	19	18	0	0	102.1	119	73	66	35	0	69	11	20	1	452	.292	7	6	0	
1 Mortensen, Jared	6.14	0-1	4	4	0	0	0	22.0	30	15	15	9	0	26	3	5	0	103	.323	2	1	0
T Mortensen, Jared	4.36	4-6	21	20	1	0	132.0	130	70	64	56	0	122	14	23	3	578	.254	9	4	2	
Calvano, Robert	7.71	0-1	6	0	0	0	1	7.0	6	6	6	0	6	1	0	0	35	.250	3	2	0	
Curcio, Keith	9.00	0-0	1	0	0	0	1.0	3	1	1	0	0	1	1	0	0	7	.500	0	1	0	

TEAM TOTAL PITCHING STATS

ERA	G	GS	CG	SHO	SV	IP	H	R	ER	BB	IBB	SO	HR	2B	3B	BF	OAVG	WP	HB	BK
4.11	99	99	1	0	32	890.1	861	455	407	348	10	805	88	148	13	3844	.256	51	68	3

Kansas City T-Bones vs. Gary SouthShore RailCats (2018)

COPYRIGHT BY POINTSTREAK SPORTS TECHNOLOGIES INC.

KANSAS CITY T-BONES HEAD-TO-HEAD INDIVIDUAL BATTING STATS

PLAYER	AVG	G	GS	AB	R	H	2B	3B	HR	RBI	TB	BB	IBB	HP	SO	SF	SH	SB	CS	PA	OBP	SLG	OPS	E
X#Tice, Dylan	.545	3	68	11	1	6	2	0	0	2	8	0	0	0	1	0	0	1	0	11	.545	.727	1.273	0
Phillips, Anthony	.400	3	48	10	0	4	0	0	0	0	4	1	0	0	1	0	0	0	1	11	.455	.400	.855	0
X Torres, Nick	.400	3	55	10	2	4	2	0	0	0	6	0	0	1	2	0	0	0	1	11	.455	.600	1.055	0
#Davis, Mason	.333	3	62	15	2	5	1	0	1	2	9	0	0	0	3	0	0	2	0	15	.333	.600	.933	0
X Kjerstad, Dexter	.300	3	71	10	0	3	1	0	0	3	4	0	0	0	2	1	1	0	0	12	.273	.400	.673	0
*Towey, Cal	.300	3	23	10	1	3	1	0	0	1	4	2	0	0	2	0	0	0	0	12	.417	.400	.817	0
Brett, Ryan	.286	3	27	14	3	4	2	0	0	0	6	1	0	0	1	0	0	0	0	15	.333	.429	.762	0
X Rosa, Angel	.273	3	80	11	2	3	1	0	0	1	4	1	0	0	1	0	0	1	0	12	.333	.364	.697	1
X#Davis, Johnny	.250	1	11	4	0	1	0	1	0	2	3	0	0	0	0	0	0	0	0	4	.250	.750	1.000	0
*Curcio, Keith	.231	6	93	26	3	6	2	0	1	1	11	0	0	0	5	0	0	1	0	26	.231	.423	.654	1
Pennell, Tucker	.200	3	49	10	1	2	0	0	0	0	2	1	0	0	0	0	0	0	0	11	.273	.200	.473	0
#Nieto, Adrian	.167	4	78	18	0	3	0	0	0	0	3	0	0	0	4	0	0	0	0	18	.167	.167	.333	0
#Cunningham, Todd	.154	3	82	13	1	2	1	0	0	1	3	1	0	0	3	0	0	0	0	14	.214	.231	.445	0
X#Walters, Zach	.143	3	96	7	1	1	1	0	0	2	2	1	0	0	2	1	0	0	0	9	.222	.286	.508	0
X Edgerton, Jordan	.091	3	21	11	1	1	0	0	0	0	1	1	0	0	5	0	0	0	0	12	.167	.091	.258	0
X#Hayes, Danny	.083	3	9	12	0	1	0	0	0	0	1	1	0	0	3	0	0	0	0	13	.154	.083	.237	0
*Perio Jr., Noah	.077	3	96	13	0	1	0	0	0	2	1	1	0	0	5	1	0	0	0	15	.133	.077	.210	1
Lago, Alay	.071	3	37	14	0	1	1	0	0	1	2	0	0	0	1	0	0	0	0	14	.071	.143	.214	0

HEAD-TO-HEAD TOTAL BATTING STATS

AVG	G	GS	AB	R	H	2B	3B	HR	RBI	TB	BB	IBB	HP	SO	SF	SH	SB	CS	PA	OBP	SLG	OPS	E
.233	6	219	18	51	15	1	2	18	74	11	0	1	41	3	1	5	2	235	.269	.338	.607	3	

KANSAS CITY T-BONES HEAD-TO-HEAD INDIVIDUAL PITCHING STATS

PLAYER	ERA	W-L	G	GS	CG	SHO	SV	IP	H	R	ER	BB	IBB	SO	HR	2B	3B	BF	OAVG	WP	HB	BK
Crescentini, Marcus	0.00																					



Lincoln Saltdogs

Owner: Jim Abel

Years in American Association: 2006 - Present

Media Contact: Michael Dixon
michaeld@saltdogs.com

General Info.

Address: 403 Line Drive Circle, Ste. A, Lincoln, NE 68508

Phone: (402) 474-2255

Website: www.saltdogs.com

Twitter: @saltdogsball

Facebook: /saltdogs

Instagram: @saltdogsball

Front Office

Chairman: Jim Abel

Director of Marketing: Bret Beer

Director of Stadium Operations: Dave Aschwege

Ticket Sales Manager: Colter Clarke

Director of Broadcasting/Communications: Michael Dixon

Public Address Announcer: Joey Colson

Office Manager: Kaydra Brodine

Assistant Athletic Turf Manager: Jen Roeber

President/General Manager: Charlie Meyer

Director of Sales: Steve Zoucha

Assistant Director of Stadium Operations: Dan Busch

Group Sales Executive: Daniel Thomas

Video Production Manager: Cade McFadden

Director of Promotions: Alex Hanus

Athletic Turf Manager: Jeremy Johnson

Field Staff

Manager: Bobby Brown

Hitting Coach: Tom Carcione

Medical Director: Douglas P. Tewes, M.D.

Pitching Coach: Dan Reichert

Athletic Trainer: Matt Honerman

Stadium Information

Ballpark: Haymarket Park

Year Built: 2001

Stadium Dimensions: LF-335, CF-403, RF-325

Capacity: 4,500

American Association Franchises Lincoln Saltdogs

Lincoln Saltdogs Team Stats (2018)

COPYRIGHT BY POINTSTREAK SPORTS TECHNOLOGIES INC.

LINCOLN SALTDogs INDIVIDUAL BATTING STATS

PLAYER	AVG	G	GS	AB	R	H	2B	3B	HR	RBI	TB	BB	IBB	HP	SO	SF	SH	SB	CS	PA	OBP	SLG	-GAMES BY POSITION-							
																							OPS	E	1B	2B	3B	SS	OF	C
1 Oduber, Randolph	.346	69	90	269	45	93	24	1	7	50	140	25	1	4	51	1	1	4	2	300	.408	.520	.928	5	0	0	0	69	0	
T Oduber, Randolph	.324	90	90	349	60	113	26	1	8	57	165	29	1	5	70	2	2	6	4	300	.382	.473	.855	5	0	0	0	89	0	
Smith, Curt	.315	92	91	365	53	115	21	5	18	74	200	26	0	5	51	2	0	2	0	398	.367	.548	.915	2	9	0	0	6	0	
Ibarra, Christian	.299	89	88	345	76	103	15	0	20	64	178	62	2	8	68	1	0	2	0	416	.416	.516	.932	14	0	1	56	37	0	
Valera, Cesar	.273	73	72	282	34	77	9	3	3	31	101	28	0	7	47	1	0	9	4	318	.352	.358	.710	6	0	60	0	16	0	
*Bennett, T.J.	.271	57	57	214	38	58	11	0	11	39	102	31	1	2	61	1	0	3	2	248	.367	.477	.844	4	23	13	11	1	20	0
Ricardo, Dashenko	.269	73	68	253	29	68	13	0	5	35	96	13	0	2	65	2	2	0	0	272	.307	.379	.687	3	1	0	0	0	0	71
Jacobs, Brandon	.260	97	97	361	65	94	18	0	22	68	178	49	0	12	120	2	0	5	2	424	.366	.493	.859	4	0	0	0	0	96	0
Marin, Ivan	.254	69	62	197	35	50	8	1	3	18	69	30	0	2	29	2	6	2	1	237	.355	.350	.705	11	0	13	0	55	0	0
1*Johnson, Dan	.250	23	30	72	6	18	2	0	1	9	23	10	1	1	16	5	0	0	0	88	.330	.319	.649	0	19	0	0	0	0	0
T*Johnson, Dan	.231	29	30	91	9	21	3	0	1	12	27	15	1	3	19	7	0	0	0	88	.336	.297	.633	0	21	0	0	0	0	0
#Herrera, Daniel	.241	17	13	54	3	13	1	0	0	3	14	4	0	0	18	0	0	0	0	58	.293	.259	.552	2	0	0	0	0	0	17
1*Smart, Jamey	.222	16	14	45	2	10	2	0	0	4	12	6	0	1	10	0	0	0	0	52	.327	.267	.594	0	8	0	0	0	0	0
T*Smart, Jamey	.226	18	14	53	2	12	2	0	0	7	14	7	0	1	10	0	0	0	0	52	.328	.264	.592	1	10	0	0	0	0	0
*Glenn, Alex	.202	32	32	109	15	22	6	0	4	16	40	12	0	3	30	1	1	7	0	126	.296	.367	.663	2	0	0	0	0	32	0
Wooten, Eric	.000	1	8	0	0	0	0	0	0	0	0	0	0	0	0	0	0	0	0	0	.000	.000	.000	0	0	0	0	0	0	0
Gordon, Derek	.000	1	6	0	0	0	0	0	0	0	0	0	0	0	0	0	0	0	0	0	.000	.000	.000	3	0	0	0	0	0	0
*Kinman, Kyle	.000	1	15	1	0	0	0	0	0	0	0	0	0	0	1	0	0	0	0	1	.000	.000	.000	2	0	0	0	0	1	0

TEAM TOTAL BATTING STATS

AVG	G	AB	R	H	2B	3B	HR	RBI	TB	BB	IBB	HP	SO	SF	SH	SB	CS	PA	OBP	SLG	OPS	E
.274	99	3349	531	916	172	17	116	501	1470	393	8	59	757	27	16	46	16	3845	.357	.439	.796	74

LINCOLN SALTDogs INDIVIDUAL PITCHING STATS

PLAYER	ERA	W-L	G	GS	CG	SHO	SV	IP	H	R	ER	BB	IBB	SO	HR	2B	3B	BF	OAVG	WP	HB	BK
*Lubking, Trevor	1.93	0-0	4	0	0	0	0	4.2	3	1	1	2	0	5	0	2	0	20	.188	2	1	0
1 Johnson, Dan	2.57	1-0	4	2	0	0	1	21.0	20	6	6	6	0	13	0	6	0	87	.250	0	1	0
T Johnson, Dan	4.35	1-1	7	4	0	0	1	29.0	33	14	14	13	0	18	0	6	0	129	.292	1	2	0
Bunda, J.R.	2.73	3-0	25	0	0	0	8	26.1	18	9	8	9	1	28	1	1	0	103	.194	1	0	0
*Wooten, Eric	3.13	3-6	25	8	1	0	0	69.0	69	29	24	28	1	56	1	11	2	298	.266	3	4	1
Gordon, Derek	3.52	8-1	31	6	0	0	0	71.2	69	34	28	20	0	79	9	9	4	300	.257	6	3	0
*Kinman, Kyle	3.90	6-5	21	15	0	0	0	87.2	84	41	38	44	0	65	3	18	2	381	.257	6	5	0
1*Bircher, Joe	4.34	3-3	9	9	1	0	0	56.0	60	33	27	24	0	43	4	11	2	251	.270	2	1	0
T*Bircher, Joe	4.87	6-7	19	19	1	0	0	114.2	127	71	62	50	0	79	11	22	4	519	.278	3	4	0
Robichaux, Austin	4.41	5-7	20	19	3	2	0	110.1	120	57	54	47	1	82	5	24	1	484	.284	5	6	0
Hohensee, Jake	4.50	0-3	22	0	0	0	1	30.0	31	19	15	17	3	26	1	9	1	137	.267	1	1	0
Martis, Shairon	5.01	3-5	25	2	0	0	0	41.1	41	23	23	17	2	32	4	7	2	176	.268	1	1	0
1 Cox, Cortland	5.25	1-1	18	0	0	0	1	24.0	25	14	14	11	0	16	4	6	2	104	.275	2	0	0
T Cox, Cortland	5.14	4-1	34	0	0	0	2	42.0	50	25	24	18	0	37	5	10	2	191	.296	5	1	0
Thoutt, Brad	5.87	3-1	10	6	0	0	0	30.2	36	22	20	18	0	21	4	3	4	144	.288	5	1	0

TEAM TOTAL PITCHING STATS

ERA	G	GS	CG	SHO	SV	IP	H	R	ER	BB	IBB	SO	HR	2B	3B	BF	OAVG	WP	HB	BK
4.54	99	99	6	2	23	852.1	900	481	430	351	15	714	68	172	27	3744	.274	46	40	2

Lincoln Saltdogs vs. Gary SouthShore RailCats (2018)

COPYRIGHT BY POINTSTREAK SPORTS TECHNOLOGIES INC.

LINCOLN SALTDogs HEAD-TO-HEAD INDIVIDUAL BATTING STATS

PLAYER	AVG	G	GS	AB	R	H	2B	3B	HR	RBI	TB	BB	IBB	HP	SO	SF	SH	SB	CS	PA	OBP	SLG	OPS	E
Smith, Curt	.381	6	91	21	3	8	3	0	2	7	17	2	0	0	2	0	0	0	0	23	.435	.810	1.244	0
Marin, Ivan	.375	6	62	16	2	6	1	1	0	4	9	1	0	0	2	1	1	1	0	19	.389	.563	.951	1
Oduber, Randolph	.364	6	90	22	2	8	2	0	0	3	10	2	0	1	4	0	0	0	0	25	.440	.455	.895	1
X Hinshaw, Chad	.333	3	34	6	3	2	1	0	0	0	3	3	0	0	1	0	0	0	0	9	.556	.500	1.056	0
X*Whiting, Brant	.333	1	23	3	1	1	1	0	0	0	2	0	0	0	2	0	0	0	0	3	.333	.667	1.000	0
Ibarra, Christian	.286	3	88	14	2	4	0	0	1	5	7	0	0	0	3	1	0	1	0	15	.267	.500	.767	0
*Bennett, T.J.	.250	3	57	12	1	3	0	0	0	0	3	1	0	0	5	0	0	0	0	13	.308	.250	.558	0
Jacobs, Brandon	.182	6	97	22	3	4	2	0	0	1	6	2	0	1	7	0	0	0	0	25	.280	.273	.553	0
X Ricardo, Dashenko	.158	5	68	19	1	3	0	0	0	0	3	0	0	0	4	0	0	0	0	19	.158	.158	.316	0
X*Glenn, Alex	.154	3	32	13	2	2	0	0	0	0	2	0	0	1	6	0	0	1	0	14	.214	.154	.368	0
X*Simpson, Chase	.111	3	99	9	0	1	0	0	0	0	1	0	0	0	3	0	0	0	0	9	.111	.111	.222	0
X Valera, Cesar	.100	6	72	20	1	2	0	0	0	1	2	2	0	0	1	0	0	0	0	22	.182	.100	.282	1
X*Johnson, Dan	.000	1	30	1	0	0	0	0	0	0	0	0	0	1	0	0	0	0	0	2	.500	.000	.500	0
X*Maggio, Nathaniel	.000	3	84	10	0	0	0	0	0	0	0	0	0	0	3	0	0	0	0	10	.000	.000	.000	0

HEAD-TO-HEAD TOTAL BATTING STATS

AVG	G	AB	R	H	2B	3B	HR	RBI	TB	BB	IBB	HP	SO	SF	SH	SB	CS	PA	OBP	SLG	OPS	E
.234	6	188	21	44	10	1	3	21	65	14	0	3	44	2	1	3	0	208	.295	.346	.640	3

LINCOLN SALTDogs HEAD-TO-HEAD INDIVIDUAL PITCHING STATS

PLAYER	ERA	W-L	G	GS	CG	SHO	SV	IP	H	R	ER	BB	IBB	SO	HR	2B	3B	BF	OAVG	WP	HB	BK
Bunda, J.R.	0.00	0-0	1	0	0	0	0	0.2	0	0	0	0	0	0	0	0	0	2	.000	0	0	0
Hohensee, Jake	0.00	0-0	2	0	0	0	0	2.0	1	0	0	1	0	0	0	0	0	8	.143	0	0	0
Gordon, Derek	0.00	0-0	1	0	0	0	0	2.0	0	0	0	0	0	0	0	0	0	6	.000	0	0	0
Robichaux, Austin	0.64	1-0	2	2	1	1	0	14.0	11	1	1	4	0	7	0	2	0	53	.224	0	0	0
*Wooten, Eric	1.35	2-0	2	2	0	0	0	13.1	11	2	2	7	0	8	0	1	0	53	.250	0	0	1
*Kinman, Kyle	1.50																					



Milwaukee Milkmen

Owner: Milwaukee Milkmen
Years in American Association: 2019 - Present
Media Contact: Jim Rinelli
 jimr@rocventures.com

General Info.

Address: 7035 S. Ballpark Dr., Franklin, WI 53132
Phone: (414) 224-9283
Website: www.milwaukeeemilkmen.com
Twitter: @MKEMilkmen
Facebook: /MKEMilkmen
Instagram: @mkemilkmen

Front Office

Owner: Mike Zimmerman
General Manager: Shawn Kison
Vice President of Ticket Sales/Service: Trish Raspberry
On Field Host/Director of Fun: Van "The Milkman" McNeil
Administration: Mike Doyle
Director of Sales: Ryan Herbert
Sales Managers: Tyler Stowell, Joe Anderson, Hailey Lewan, Matt Marble
Chief Operating Officer: Dan Kuenzi
Vice President Corporate Sponsorships: Joe Zimmerman
Entertainment & Events: Jim Rinelli
Finance: Tom Johns
Sales Coordinator: Becca Franklin
Senior Sales Managers: Noelle Clarke, Samantha Ruckert

Field Staff

Manager: Gary McClure
Hitting Coach: CJ Thieleke
Head Team Physician: Dr. Damian Kosempa
Associate Team Physicians: Dr. Eric Pifel, Dr. Amin Afsari, Dr. William Pennington, Dr. Joshua Neubauer, Dr. Sean Tracy, Dr. Brian McCarty, Dr. James Stone
Pitching Coach: Bart Zeller
Infielder/Hitting Coach: Anthony Barone
Primary Care Physician: Dr. Jamie Edwards

Stadium Information

Ballpark: Routine Field
Year Built: 2019
Stadium Dimensions: LF-330, CF-408, RF-330
Capacity: 4,000

American Association Info.



Sioux Falls Explorers

Owner: John Roost
Years in American Association: 2006 - Present
Media Contact: Connor Ryan
ryan@xsbaseball.com

General Info.

Address: 3400 Line Drive, Sioux City, IA 51106

Phone: (712) 277-9467

Website: www.XsBaseball.com

Twitter: @SiouxCityXs

Facebook: /SiouxCityExplorers

Instagram: @SiouxCityExplorers

Front Office

Chairman: John Roost

President: Matt Adamski

Director of Baseball/Stadium Operations: Boyd Pitkin

Director of Ticketing/Radio Broadcaster: Connor Ryan

Director of Marketing: Tyler Hinker

Promtions & Community Outreach Manager: Julie Targy

Field Staff

Manager: Steve Montgomery

Pitching Coach: Bobby Post

Hitting Coach: Matt Passerelle

Clubhouse Manager: Robby Loraditch

Athletic Trainer: Bruce Fischbach

Stadium Information

Ballpark: Mercy Field at Lewis & Clark Park

Stadium Dimensions: LF-330, CF-400, RF-330

Year Built: 1993

Capacity: 3,800

Sioux City Explorers Team Stats (2018)

COPYRIGHT BY POINTSTREAK SPORTS TECHNOLOGIES INC.

SIoux CITY EXPLORERS INDIVIDUAL BATTING STATS

Table with columns: PLAYER, AVG, G, GS, AB, R, H, 2B, 3B, HR, RBI, TB, BB, IBB, HP, SO, SF, SH, SB, CS, PA, OBP, SLG, OPS, and -GAMES BY POSITION- (E, 1B, 2B, 3B, SS, OF, C).

TEAM TOTAL BATTING STATS

Summary table for Team Total Batting Stats with columns: AVG, G, AB, R, H, 2B, 3B, HR, RBI, TB, BB, IBB, HP, SO, SF, SH, SB, CS, PA, OBP, SLG, OPS, E.

SIoux CITY EXPLORERS INDIVIDUAL PITCHING STATS

Table with columns: PLAYER, ERA, W-L, G, GS, CG, SHO, SV, IP, H, R, ER, BB, IBB, SO, HR, 2B, 3B, BF, OAVG, WP, HB, BK.

TEAM TOTAL PITCHING STATS

Summary table for Team Total Pitching Stats with columns: ERA, G, GS, CG, SHO, SV, IP, H, R, ER, BB, IBB, SO, HR, 2B, 3B, BF, OAVG, WP, HB, BK.

Sioux City Explorers vs. Gary SouthShore RailCats (2018)

COPYRIGHT BY POINTSTREAK SPORTS TECHNOLOGIES INC.

SIoux CITY EXPLORERS HEAD-TO-HEAD INDIVIDUAL BATTING STATS

Table with columns: PLAYER, AVG, G, GS, AB, R, H, 2B, 3B, HR, RBI, TB, BB, IBB, HP, SO, SF, SH, SB, CS, PA, OBP, SLG, OPS, E.

HEAD-TO-HEAD TOTAL BATTING STATS

Summary table for Head-to-Head Total Batting Stats with columns: AVG, G, AB, R, H, 2B, 3B, HR, RBI, TB, BB, IBB, HP, SO, SF, SH, SB, CS, PA, OBP, SLG, OPS, E.

SIoux CITY EXPLORERS HEAD-TO-HEAD INDIVIDUAL PITCHING STATS

Table with columns: PLAYER, ERA, W-L, G, GS, CG, SHO, SV, IP, H, R, ER, BB, IBB, SO, HR, 2B, 3B, BF, OAVG, WP, HB, BK.

HEAD-TO-HEAD TOTAL PITCHING STATS

Summary table for Head-to-Head Total Pitching Stats with columns: ERA, G, GS, CG, SHO, SV, IP, H, R, ER, BB, IBB, SO, HR, 2B, 3B, BF, OAVG, WP, HB, BK.

American Association Info.



Sioux Falls Canaries

Owner: Canaries Baseball, LLC
Years in American Association: 2006 - Present
Media Contact: Cartier Woodiel
carter.woodiel@gmail.com

General Info.

Address: 1001 N. West Avenue, Sioux Falls, SD 57104
Phone: (605) 336-6060
Website: www.sfcanaries.com

Twitter: @canaries
Facebook: /sfcanaries
Instagram: @canaries_baseball

Front Office

Managing Partner/CEO: Tom Garrity
Sales Executive: Caleb Nowicki

General Manager: Duell Higbe
Radio Broadcaster/Media Relations: Carter Woodiel

Field Staff

Field Manager: Mike Meyer
Hitting Coach: Eddie Gerald

Pitching Coach: Ben Moore
Assistant Coach: Landon Danelson

Stadium Information

Ballpark: Sioux Falls Stadium
Year Built: 1964

Stadium Dimensions: LF-313, CF-410, RF-312
Capacity: 4,462

American Association Franchises | Sioux Falls Canaries

Sioux Falls Canaries Team Stats (2018)

COPYRIGHT BY POINTSTREAK SPORTS TECHNOLOGIES INC.

SIoux FALLS CANARIES INDIVIDUAL BATTING STATS

PLAYER	AVG	G	GS	AB	R	H	2B	3B	HR	RBI	TB	BB	IBB	HP	SO	SF	SH	SB	CS	PA	OBP	SLG	-GAMES BY POSITION-								
																							OPS	E	1B	2B	3B	SS	OF	C	
1*Hart, Mike	.311	61	56	206	26	64	11	1	1	15	80	9	1	13	56	0	3	7	4	231	.377	.388	.766	5	1	0	4	0	43	7	
T*Hart, Mike	.309	66	56	217	29	67	11	1	1	15	83	12	1	14	61	0	4	7	4	231	.383	.382	.765	5	1	1	4	0	47	7	
1 Glasser, Mitch	.289	67	92	249	27	72	5	0	0	19	77	27	0	5	28	4	5	6	5	290	.365	.309	.674	9	0	61	2	0	3	0	
T Glasser, Mitch	.273	92	92	341	36	93	10	0	0	28	103	38	0	10	34	4	6	7	6	290	.359	.302	.661	14	0	62	20	1	3	0	
1 Bergin, David	.278	77	86	291	47	81	18	1	12	51	137	44	3	12	99	1	0	1	3	348	.394	.471	.864	8	38	0	0	0	0	0	
T Bergin, David	.276	86	86	323	53	89	21	1	13	56	151	50	4	13	113	1	0	1	3	348	.393	.467	.860	8	39	0	0	0	0	0	
1 Dean, Jordan	.265	68	80	260	39	69	12	3	5	28	102	20	0	6	48	2	1	7	6	289	.330	.392	.722	12	0	5	25	38	0	0	
T Dean, Jordan	.250	81	80	308	43	77	12	4	5	30	112	22	0	6	57	2	1	8	7	289	.311	.364	.674	15	0	14	25	39	0	0	
Fiala, Patrick	.260	78	75	285	35	74	11	1	9	37	114	15	0	3	64	2	0	1	0	305	.302	.400	.702	16	12	18	46	0	0	1	
1*Smith, Jordan	.253	79	83	300	44	76	11	2	4	30	103	30	2	3	59	4	2	25	8	339	.323	.343	.667	0	0	0	0	0	76	0	
T*Smith, Jordan	.248	83	83	314	45	78	11	2	4	30	105	32	2	4	60	4	3	25	8	339	.322	.334	.656	0	0	0	0	0	80	0	
Henry, Jabari	.247	86	84	328	49	81	17	2	13	52	141	35	0	4	82	1	0	1	1	368	.326	.430	.756	4	0	0	0	0	36	0	
Garrett, Maxx	.241	84	78	282	39	68	19	3	12	40	129	36	0	8	111	1	2	4	4	329	.343	.457	.800	10	2	0	4	0	0	75	
*Malm, Jeff	.228	32	32	114	11	26	3	0	4	18	41	8	1	3	37	1	0	0	0	126	.294	.360	.653	2	19	0	0	0	9	0	
Vasquez, Corey	.000	4	1	9	0	0	0	0	0	0	0	0	0	0	0	0	0	0	0	9	.000	.000	.000	1	0	0	0	0	0	2	0

TEAM TOTAL BATTING STATS

AVG	G	AB	R	H	2B	3B	HR	RBI	TB	BB	IBB	HP	SO	SF	SH	SB	CS	PA	OBP	SLG	OPS	E
.262	100	3426	455	898	167	21	78	412	1341	309	11	79	817	23	19	113	54	3856	.335	.391	.727	105

SIoux FALLS CANARIES INDIVIDUAL PITCHING STATS

PLAYER	ERA	W-L	G	GS	CG	SHO	SV	IP	H	R	ER	BB	IBB	SO	HR	2B	3B	BF	OAVG	WP	HB	BK
Fritze, Ryan	3.06	5-2	42	0	0	0	0	50.0	43	21	17	25	1	60	2	15	0	217	.230	7	2	0
Schepel, Kyle	3.28	1-5	50	0	0	0	14	57.2	46	24	21	30	1	75	4	10	0	243	.223	7	2	0
*Pollorena, Luis	3.56	0-2	14	2	0	0	1	30.1	27	12	12	2	0	19	4	5	0	121	.233	0	3	0
Jaunich, Trevor	3.86	2-1	28	0	0	0	1	37.1	47	18	16	15	1	33	3	8	0	170	.311	8	1	1
Blank, Nicco	4.15	3-1	41	0	0	0	1	43.1	31	24	20	38	1	50	4	9	1	209	.196	6	9	0
Nordgren, Miles	4.32	2-6	26	14	0	0	1	91.2	121	60	44	25	0	50	10	22	3	421	.313	6	4	0
1 Esch, Jake	4.34	5-4	12	12	0	0	0	72.2	77	40	35	28	0	44	5	20	1	323	.271	6	3	0
T Esch, Jake	5.14	8-6	19	19	0	0	0	105.0	121	71	60	45	2	76	10	31	1	483	.289	9	5	0
Thompson, Dylan	5.13	5-9	21	21	0	0	0	121.0	149	84	69	44	0	88	16	27	2	547	.304	11	4	1
1 Straka, John	5.26	3-5	13	6	0	0	0	49.2	69	34	29	21	0	41	6	11	2	230	.333	6	0	0
T Straka, John	5.29	4-5	16	9	0	0	0	64.2	91	46	38	28	1	47	7	13	2	301	.336	9	0	0
Seyler, Mark	5.40	2-4	8	7	0	0	0	41.2	43	27	25	20	0	26	7	7	1	184	.264	2	1	0
1 Lamarche, Will	6.35	0-1	11	0	0	0	0	11.1	12	8	8	7	0	17	4	3	0	52	.286	1	1	0
T Lamarche, Will	6.53	1-2	18	0	0	0	0	20.2	26	16	15	12	0	25	5	5	0	99	.321	2	2	0
1 Kourtis, Dimitri	10.80	1-0	9	0	0	0	0	10.0	14	12	12	2	0	9	2	2	0	44	.333	0	0	0
T Kourtis, Dimitri	6.31	3-2	26	3	0	0	0	45.2	57	37	32	27	2	39	3	9	0	217	.311	3	3	0
Ogren, Alex	13.50	0-1	1	1	0	0	0	4.0	5	6	6	4	0	1	1	1	0	20	.313	0	0	0

TEAM TOTAL PITCHING STATS

ERA	G	GS	CG	SHO	SV	IP	H	R	ER	BB	IBB	SO	HR	2B	3B	BF	OAVG	WP	HB	BK
4.92	100	100	0	0	26	884.2	995	554	484	391	8	692	93	195	17	4013	.283	87	52	4

Sioux Falls Canaries vs. Gary SouthShore RailCats (2018)

COPYRIGHT BY POINTSTREAK SPORTS TECHNOLOGIES INC.

SIoux FALLS CANARIES HEAD-TO-HEAD INDIVIDUAL BATTING STATS

PLAYER	AVG	G	GS	AB	R	H	2B	3B	HR	RBI	TB	BB	IBB	HP	SO	SF	SH	SB	CS	PA	OBP	SLG	OPS	E	
X Motl, Dan	.400	6	65	25	5	10	2	0	0	1	4	15	4	0	0	7	0	0	4	1	29	.483	.600	1.083	1
X Schmit, Blake	.364	3	92	11	1	4	0	0	0	0	0	4	2	0	0	1	0	0	1	0	13	.462	.364	.825	0
*Hart, Mike	.350	6	56	20	3	7	2	0	0	0	0	9	0	0	4	5	0	1	0	0	25	.458	.450	.908	0
*Grayson, Chris	.333	6	79	24	4	8	3	0	1	2	14	0	0	0	4	0	0	0	2	24	.333	.583	.917	1	
Fiala, Patrick	.295	12	75	44	4	13	2	0	1	6	18	2	0	0	8	1	0	0	0	47	.319	.409	.728	0	
Bergin, David	.286	12	86	49	7	14	2	0	3	9	25	5	0	0	14	0	0	0	0	54	.352	.510	.862	2	
Dean, Jordan	.239	12	80	46	3	11	3	0	0	4	14	2	0	1	12	0	1	0	1	50	.286	.304	.590	4	
X Glasser, Mitch	.238	12	92	42	3	10	0	0	0	3	10	8	0	1	2	0	2	2	1	53	.373	.238	.611	2	
Garrett, Maxx	.231	11	78	39	4	9	0	0	3	5	18	5	0	0	18	0	0	0	1	44	.318	.462	.780	2	
*Smith, Jordan	.184	11	83	38	5	7	1	0	0	2	8	4	0	1	6	1	0	2	1	44	.273	.211	.483	0	
Henry, Jabari	.171	8	84	35	5	6	0	0	1	3	9	1	0	0	7	0	0	0	0	36	.194	.257	.452	2	
*Malm, Jeff	.156	9	32	32	2	5	1	0	0	4	6	1	0	0	10	1	0	0	0	34	.176	.188	.364	0	
Vasquez, Corey	.000	1	1	1	0	0	0	0	0	0	0	0	0	0	0	1	0	0	0	1	.000	.000	.000	0	

HEAD-TO-HEAD TOTAL BATTING STATS

AVG	G	AB	R	H	2B	3B	HR	RBI	TB	BB	IBB	HP	SO	SF	SH	SB	CS	PA	OBP	SLG	OPS	E
.256	12	406	46	104	16	0	10	42	150	34	0	7	95	3	4	9	7	454	.322	.369	.692	14

SIoux FALLS CANARIES HEAD-TO-HEAD INDIVIDUAL PITCHING STATS

PLAYER	ERA	W-L	G	GS
--------	-----	-----	---	----



St. Paul Saints

Owner: The Goldklang Group
Years in American Association: 2006 - Present
Media Contact: Sean Aronson
saronson@saintsbasedball.com

General Info.

Address: 360 Broadway St., St. Paul, MN 55101
Phone: (651) 644-3517
Website: www.saintsbasedball.com

Twitter: @StPaulSaints
Facebook: /stpaulsaints
Instagram: @stpaulsaints

Front Office

Chairman: Marv Goldklang
President: Jeff Goldklang
Co-Owner, Team Psychologist: Bill Murray
Executive Vice President: Tom Whaley
Ticket Sales Executives: Abbie Farrell, Brian Silva
Ticket Office Coordinator: Aaron Boetger
Business Manager: Krista Schnelle
Director of Corporate Sales: Tyson Jeffers
Marketing Services Manager: Kelly Hagenson
Social Media Coordinator: Jessy Exline
Head Groundskeeper: Marcus Campbell
Vice President, Director of Broadcasting/Media Relations: Sean Aronson
Director of Digital Media & Video Production: Jordan Lynn
Director of Community Partnerships and Fan Services: Eddie Cobnlenz
Multimedia Content Producer: Zach Neubauer
Account Executive, Ticket Sales & Corporate Sponsorship: Will Harris

Special Advisor to Chairman: Mike Veeck
Director of Food & Beverage: John Schumacher
Executive V.P./General Manager: Derek Shareer
Sr. Vice President, Asst. GM: Chris Schwab
Ticket Office Manager: Aaron Boettger
Marketing & Creative Service Manager: Rob Thompson
Director of Marketing & Promotions: Sierra Bailey
Director of Sales: Zane Heinselman
Office Manager & Community Donations: Gina Kray
Events Manager: Anna Gutknecht
Clubhouse Manager: JP LaBelle

Field Staff

Field Manager: Georga Tsamis
Pitching Coach: Kerry Lightenberg
Team Physicians: Steven Meisterling, Andrea Saterbak
Hitting Coach: Ole Sheldon
Certified Athletic Trainer: Jason Ellenbecker
Team Chiropractor: Dr. Craig Couillard

Stadium Information

Ballpark: CHS Field
Year Built: 2015
Stadium Dimensions: LF-330, CF-396, RF-320
Capacity: 7,140

American Association Franchises | St. Paul Saints

St. Paul Saints Team Stats (2018)

COPYRIGHT BY POINTSTREAK SPORTS TECHNOLOGIES INC.

ST. PAUL SAINTS INDIVIDUAL BATTING STATS

PLAYER	AVG	G	GS	AB	R	H	2B	3B	HR	RBI	TB	BB	IBB	HP	SO	SF	SH	SB	CS	PA	OBP	SLG	-GAMES BY POSITION-				E			
																							OPS	1B	2B	3B		SS	OF	C
1*Gretz, Aaron	.350	20	35	60	13	21	5	0	2	12	32	8	0	1	5	0	0	0	0	69	.435	.533	.968	3	0	0	0	0	0	17
T*Gretz, Aaron	.261	41	35	119	17	31	7	0	2	15	44	15	0	1	16	0	1	0	0	69	.348	.370	.718	6	0	0	0	0	0	38
*Barrett, Kyle	.338	57	57	234	44	79	16	0	4	29	107	24	0	0	32	0	4	17	5	262	.399	.457	.856	0	0	0	0	0	54	0
Murphy, Max	.319	98	98	427	70	136	31	5	7	68	198	32	0	6	80	2	2	10	2	469	.373	.464	.836	8	0	0	0	0	95	0
Bichette Jr., Dante	.310	99	98	387	56	120	21	0	9	52	168	28	3	0	51	2	1	1	2	418	.355	.434	.789	22	1	0	86	0	10	0
Shoemaker, Brady	.309	92	92	346	58	107	19	0	14	69	168	47	3	12	42	4	0	2	0	409	.406	.486	.891	1	42	0	0	0	0	0
1#Walters, Zach	.300	51	96	207	33	62	15	0	9	38	104	13	1	0	40	3	0	1	0	223	.336	.502	.839	7	2	44	2	1	0	0
T#Walters, Zach	.290	97	96	397	62	115	23	2	15	72	187	23	1	0	74	8	0	1	0	223	.322	.471	.793	11	10	52	20	1	2	0
1*Maggio, Nathaniel	.297	39	84	138	23	41	9	0	4	21	62	15	1	3	32	1	2	0	1	159	.376	.449	.825	5	27	0	0	0	9	0
T*Maggio, Nathaniel	.274	86	84	317	42	87	22	0	6	36	127	30	2	5	79	4	2	0	2	159	.343	.401	.743	7	71	0	0	0	13	0
1 Sealey, Trevor	.280	7	90	25	4	7	1	0	0	3	8	2	0	1	2	0	0	0	1	28	.357	.320	.677	2	0	4	0	0	3	0
T Sealey, Trevor	.268	92	90	355	60	95	17	1	6	33	132	31	0	8	55	1	4	9	4	28	.339	.372	.711	9	0	44	0	0	45	0
1 Reynolds, Burt	.280	54	87	207	37	58	7	1	15	43	112	32	0	2	59	1	0	12	2	242	.380	.541	.921	2	6	0	0	0	39	0
T Reynolds, Burt	.265	87	87	332	51	88	17	1	19	55	164	40	0	4	92	2	0	14	2	242	.349	.494	.843	14	8	0	21	2	49	0
*Wong, Joey	.272	26	26	81	17	22	4	0	1	12	29	13	0	2	16	0	3	0	0	99	.385	.358	.743	3	0	0	0	26	0	0
OConner, Justin	.250	82	79	292	44	73	10	0	17	41	134	13	1	6	86	4	5	1	0	320	.292	.459	.751	7	2	0	0	0	76	
1 Motl, Dan	.200	9	65	25	4	5	0	0	0	2	5	6	0	3	6	0	1	2	0	35	.412	.200	.612	0	0	0	0	0	9	0
T Motl, Dan	.258	67	65	233	32	60	8	5	2	25	84	24	0	10	67	0	3	24	8	35	.352	.361	.713	1	0	0	0	0	67	0
Matthys, Jake	.000	2	10	0	0	0	0	0	0	0	0	0	0	0	0	0	0	0	0	0	.000	.000	.000	0	0	0	0	0	0	0
*Frosch, Ken	.000	1	0	0	0	0	0	0	0	0	0	0	0	0	0	0	0	0	0	0	.000	.000	.000	0	0	0	0	0	0	0
*Boxwell, Alex	.000	1	0	1	0	0	0	0	0	0	0	0	0	0	0	0	0	0	0	1	.000	.000	.000	0	0	0	0	0	0	0

TEAM TOTAL BATTING STATS

AVG	G	AB	R	H	2B	3B	HR	RBI	TB	BB	IBB	HP	SO	SF	SH	SB	CS	PA	OBP	SLG	OPS	E
.289	100	3500	552	1012	194	12	96	511	1518	352	13	62	684	26	33	65	22	3974	.362	.434	.796	98

ST. PAUL SAINTS INDIVIDUAL PITCHING STATS

PLAYER	ERA	W-L	G	GS	CG	SHO	SV	IP	H	R	ER	BB	IBB	SO	HR	2B	3B	BF	OAVG	WP	HB	BK
Jones, Zack	2.03	1-0	27	0	0	0	10	26.2	19	8	6	10	0	38	2	5	0	109	.200	4	4	0
*Frosch, Ken	2.06	3-1	52	0	0	1	39.1	21	10	9	16	3	39	2	6	0	155	.157	3	2	0	
Wheeler, Beck	2.21	3-1	46	0	0	1	61.0	46	15	15	15	0	94	3	8	1	243	.211	4	6	0	
Mitchell, Evan	2.57	2-0	9	0	0	0	14.0	12	5	4	3	0	13	1	1	0	58	.222	1	0	0	
Devine, Mike	2.57	5-4	49	0	0	6	66.2	54	24	19	21	6	68	6	5	0	270	.224	5	3	0	
Medina, Eddie	2.80	9-5	20	19	1	1	0	115.2	99	52	36	43	1104	7	24	1	497	.224	17	8	0	
Foss, Trevor	3.04	4-2	11	10	0	0	71.0	79	30	24	18	0	44	3	14	1	301	.282	2	1	1	
*Nunn, Chris	3.05	7-3	11	11	0	0	59.0	59	26	20	13	0	49	1	15	1	245	.260	6	2	0	
Matthys, Jake	4.10	9-8	34	10	0	1	90.0	92	44	41	25	2	66	5	18	3	379	.270	4	2	0	
1 Walters, Zach	4.50	0-0	1	0	0	0	2.0	2	1	1	2	0	1	0	1	0	9	.286	0	0	0	
T Walters, Zach	3.00	0-0	2	0	0	0	3.0	2	1	1	2	0	2	0	1	0	12	.200	0	0	0	
Zimmerman, Ryan	7.06	2-2	13	11	0	0	51.0	59	44	40	28	2	47	9	11	2	238	.295	1	5	0	
Thome, Andrew	9.15	0-1	20	0	0	3	19.2	32	25	20	13	0	19	1	6	3	105	.352	3	0	0	

TEAM TOTAL PITCHING STATS

ERA	G	GS	CG	SHO	SV	IP	H	R	ER	BB	IBB	SO	HR	2B	3B	BF	OAVG	WP	HB	BK
3.96	100	100	1	1	29	888.2	884	472	391	315	21	791	61	187	16	3842	.258	76	48	1

St. Paul Saints vs. Gary SouthShore RailCats (2018)

COPYRIGHT BY POINTSTREAK SPORTS TECHNOLOGIES INC.

ST. PAUL SAINTS HEAD-TO-HEAD INDIVIDUAL BATTING STATS

PLAYER	AVG	G	GS	AB	R	H	2B	3B	HR	RBI	TB	BB	IBB	HP	SO	SF	SH	SB	CS	PA	OBP	SLG	OPS	E
*Wong, Joey	.455	4	26	11	4	5	0	0	0	4	5	4	0	0	1	0	0	0	0	15	.600	.455	1.055	0
X Prigatano, Richard	.357	6	33	28	5	10	0	0	0	3	10	1	0	0	3	0	0	1	0	29	.379	.357	.736	2
X*Perio Jr., Noah	.346	6	96	26	6	9	1	0	0	3	10	2	0	0	4	0	0	0	0	28	.393	.385	.777	1
*Gretz, Aaron	.333	1	35	3	0	1	0	0	0	0	0	1	0	0	2	0	0	0	0	3	.333	.333	.667	1
X*Maggio, Nathaniel	.333	5	84	18	3	6	1	0	1	1	10	2	0	0	4	0	0	0	0	20	.400	.556	.956	0
X Gould, JJ	.333	3	32	9	1	3	0	0	0	0	0	0	0	0	2	0	0	0	0	9	.333	.333	.667	1
Murphy, Max	.327	13	98	55	10	18	3	1	1	6	26	4	0	0	11	1	2	2	0	62	.367	.473	.839	1
X Boyd, Jayce	.320	6	25	1	8	0	0	0	0	5	8	2	0	1	1	0	0	0	0	28	.393	.320	.713	2
Reynolds, Burt	.310	7	87	29	3	9	2	0	1	3	14	3	0	0	6	0	0	1	0	32	.375	.483	.858	1
Bichette Jr., Dante	.308	13	98	52	6	16	2	0	1	6	21	3	1	0	5	0	0	0	1	55	.345	.404	.749	5
Shoemaker, Brady	.306	13	92	49	10	15	1	0	2	9	22	9	0	1	5	0	0	0	0	59	.424	.449	.873	0
*Barrett, Kyle	.290	7	57	31	1	9	2	0	1	6	14	1	0	0	6	0	0	0	0	32	.313	.452	.764	0
X*Snyder, Matt	.286	2	18	7	1	2	1	0	0	1	3	0	0	0	0	0	0	0	0	7	.			



Texas AirHogs

Owner: Donnie Nelson

Years in American Association: 2008 - Present

Media Contact: Molly Onyett
monyett@texasairhogs.com

General Info.

Address: 1600 Lone Star Pkwy, Grand Prairie, TX 75050 **Twitter:** @TXAirHogs

Phone: (972) 521-6730

Facebook: /txairhogs

Website: www.airhogsbaseball.com

Instagram: @texasairhogs

Front Office

President/General Manager: JT Onyett

Vice President of Hospitality: Nate Gutierrez

Digital Marketing Coordinator: Molly Onyett

Director of Stadium Operations: Buddy Craig

Directors of Business Development: Jason Anderson, Tim Costello, Matt Smith, Justin Terry

Field Staff

Manager: Chris Bando

Pitching Coach: Larry Hardy

Hitting Coach: Jim Johnson

Baseball Operations: Billy Martin Jr.

Clubhouse Manager: Chris Thomas

Trainer: Barry Jones

Assistant Coaches: Chen Biao, Zhu Bin, Kevin Joseph, Zou Jun, Yan Xiaoping, Jiao Yi

Stadium Information

Ballpark: AirHogs Stadium

Stadium Dimensions: LF-355, CF-429, RF-355

Year Built: 2008

Capacity: 4,500

American Association Franchises Texas AirHogs

Texas AirHogs Team Stats (2018)

COPYRIGHT BY POINTSTREAK SPORTS TECHNOLOGIES INC.

TEXAS AIRHOGS INDIVIDUAL BATTING STATS

PLAYER	AVG	G	GS	AB	R	H	2B	3B	HR	RBI	TB	BB	IBB	HP	SO	SF	SH	SB	CS	PA	OBP	SLG	OPS	-GAMES BY POSITION-						
																								E	1B	2B	3B	SS	OF	C
*Thomas, Dillon	.333	80	80	291	56	97	37	1	13	54	175	36	4	9	71	2	0	14	2	338	.420	.601	1.021	5	0	0	0	74	0	
Prime, Correlle	.279	79	78	297	33	83	16	4	7	42	128	27	2	1	65	0	0	4	1	325	.342	.431	.773	7	52	0	0	0	14	0
*Ijames, Stewart	.267	99	99	378	52	101	24	5	10	46	165	48	9	4	90	1	0	14	1	431	.355	.437	.791	10	1	0	20	0	81	0
Glider, Casio	.261	79	79	299	28	78	15	4	3	26	110	30	1	2	67	4	1	13	5	336	.328	.368	.696	12	0	24	7	50	0	0
Golson, Greg	.259	43	41	162	15	42	7	1	1	11	54	14	0	1	45	2	1	0	1	180	.318	.333	.652	2	0	0	0	0	26	0
Randle, Javion	.259	16	16	58	4	15	1	0	4	18	7	0	0	18	1	0	2	0	66	.333	.310	.644	1	0	0	0	0	16	0	
*Jichao, Han	.238	14	11	42	3	10	2	0	2	12	3	0	0	15	0	0	0	1	45	.289	.286	.575	3	0	10	2	2	0	0	
*Xiao, Han	.235	10	10	34	3	8	1	0	0	3	9	1	0	0	8	0	1	1	0	36	.257	.265	.522	1	0	0	1	0	7	0
Chenjie, Lu	.200	7	5	20	0	4	1	0	0	0	5	1	0	0	3	0	0	0	21	.238	.250	.488	0	0	0	0	0	1	0	
Pei, Liang	.191	24	21	68	8	13	1	0	0	4	14	6	0	1	22	0	0	1	0	75	.267	.206	.473	4	0	21	0	2	0	0
Jie, Cao	.188	18	12	48	3	9	0	0	1	4	12	4	0	0	23	0	0	0	0	52	.250	.250	.500	3	14	0	0	0	0	0
Baker, Jesse	.180	19	15	50	5	9	0	0	1	2	12	6	0	1	17	0	0	0	1	57	.281	.240	.521	2	0	2	0	0	0	16
Ziyang, Ni	.167	8	8	30	0	5	0	0	0	3	5	1	0	0	7	0	0	0	0	31	.194	.167	.360	0	0	0	0	0	7	0
Jinyong, Hu	.167	6	5	18	0	3	1	0	0	0	4	0	0	0	8	0	0	0	0	18	.167	.222	.389	3	0	0	0	0	0	6
Xiaoci, Du	.152	18	15	46	1	7	0	0	0	3	7	7	0	0	15	0	0	0	0	53	.264	.152	.416	4	0	0	0	0	0	14
Ziqi, Wang	.143	2	2	7	1	1	0	0	0	0	1	0	0	0	3	0	0	0	0	7	.143	.143	.286	0	0	0	0	2	0	0
Yijie, Cao	.121	11	10	33	1	4	0	0	0	0	4	1	0	1	14	0	0	0	0	35	.171	.121	.293	6	0	0	10	1	0	0
*Jiaqi, Hao	.071	8	4	14	0	1	0	0	0	0	1	2	0	0	4	0	0	0	0	16	.188	.071	.259	2	0	1	4	0	0	0
Qi, Li	.068	16	14	44	1	3	0	0	0	0	3	7	0	0	21	0	1	0	0	52	.196	.068	.264	3	0	0	16	0	0	0
Guoqing, Liu	.000	1	0	0	0	0	0	0	0	0	0	0	0	0	0	0	0	0	0	0	.000	.000	.000	0	0	0	0	0	1	0
Zeyi, Zhang	.000	1	1	3	1	0	0	0	0	0	0	0	0	0	0	0	0	0	0	3	.000	.000	.000	0	0	0	0	0	0	0
Hongcheng, Liu	.000	2	2	5	0	0	0	0	0	0	0	0	0	0	3	0	0	0	0	5	.000	.000	.000	0	0	0	0	0	2	0
Shangqi, Yan	.000	2	2	7	0	0	0	0	0	1	0	0	0	0	4	0	0	0	0	7	.000	.000	.000	0	0	2	0	0	0	0
*Matzek, Tyler	.000	1	14	0	0	0	0	0	0	0	0	1	0	0	0	0	0	0	0	1	1.000	.000	1.000	0	0	0	0	0	0	0
*Zhenbei, Bao	.000	1	1	2	0	0	0	0	0	0	0	0	0	0	2	0	0	0	0	2	.000	.000	.000	0	0	0	0	0	0	0
Orvis, Austin	.000	1	0	2	0	0	0	0	0	0	0	0	0	0	1	0	0	0	0	2	.000	.000	.000	0	0	0	0	0	1	0

TEAM TOTAL BATTING STATS

AVG	G	AB	R	H	2B	3B	HR	RBI	TB	BB	IBB	HP	SO	SF	SH	SB	CS	PA	OBP	SLG	OPS	E
.234	100	3333	307	781	145	22	37	278	1081	279	17	33	838	17	11	67	26	3674	.298	.324	.623	110

TEXAS AIRHOGS INDIVIDUAL PITCHING STATS

PLAYER	ERA	W-L	G	GS	CG	SHO	SV	IP	H	R	ER	BB	IBB	SO	HR	2B	3B	BF	OAVG	WP	HB	BK
Ijames, Stewart	0.00	0-0	1	0	0	0	0	1.0	1	0	0	0	0	0	0	0	0	4	.250	0	0	0
Contreras, Carlos	1.52	2-0	24	0	0	0	14	23.2	14	4	6	1	31	1	0	0	0	92	.169	3	1	0
Wright, Taylor	3.46	4-2	33	0	0	0	3	39.0	43	20	15	16	1	31	3	6	0	172	.297	7	2	2
Zhongyang, Chen	3.55	0-0	9	0	0	0	0	12.2	15	7	5	14	0	5	0	3	0	66	.300	0	2	1
Tao, Zhang	5.83	3-3	8	6	0	0	0	29.1	37	21	19	24	0	23	4	3	0	154	.298	3	3	0
Rosario, Miguel	5.87	2-12	20	19	0	0	0	96.2	97	72	63	58	0	80	7	17	5	451	.262	8	14	1
Zezhi, Dong	5.87	0-0	7	0	0	0	0	7.2	12	5	5	3	0	5	1	6	0	39	.375	0	1	0
*Matzek, Tyler	5.89	3-8	22	14	0	0	0	88.2	89	61	58	66	0	93	2	16	3	425	.263	6	10	0
Guoqing, Liu	6.00	1-0	8	0	0	0	0	15.0	20	11	10	2	0	11	2	2	2	68	.313	1	1	0
Yonghui, Du	6.35	0-0	4	0	0	0	0	5.2	6	4	4	3	0	5	2	3	0	27	.273	0	1	0
Haonan, Zhang	7.50	0-4	6	6	0	0	0	24.0	23	22	20	23	0	10	4	6	0	122	.247	5	4	2
*Stutzman, Sean	8.20	0-5	17	6	0	0	0	37.1	49	35	34	35	0	34	3	9	3	195	.329	5	5	0
White, Cody	9.00	0-4	6	4	0	0	0	23.0	32	24	23	13	0	17	4	6	1	112	.330	4	1	0
Xiangpeng, Liu	9.82	0-0	3	0	0	0	0	3.2	7	4	4	1	0	3	2	0	0	19	.389	0	0	0
*Jialun, Tu	12.15	0-0	16	0	0	0	0	13.1	18	18	18	16	0	11	2	3	1	74	.316	1	0	1
Camacho, Conner	14.40	0-1	9	1	0	0	0	15.0	27	24	24	13	0	12	4	3	3	87	.391	2	4	0
Guangyao, Su	15.30	0-0	8	0	0	0	0	10.0	19	19	17	16	0	11	0	5	1	69	.388	1	1	0
Xing, Meng	15.58	0-1	8	1	0	0	0	8.2	15	16	15	9	0	3	2	7	1	50	.385	1	0	0
Orvis, Austin	17.55	0-0	5	0	0	0	0	6.2	13	13	13	3	0	4	2	2	0	36	.419	0	1	0

TEAM TOTAL PITCHING STATS

ERA	G	GS	CG	SHO	SV	IP	H	R	ER	BB	IBB	SO	HR	2B	3B	BF	OAVG	WP	HB	BK
6.22	100	100	0	18	862.1	1013	665	596	531	7	647	76	187	42	4128	.296	92	71	13	

Texas AirHogs vs. Gary SouthShore RailCats (2018)

COPYRIGHT BY POINTSTREAK SPORTS TECHNOLOGIES INC.

TEXAS AIRHOGS HEAD-TO-HEAD INDIVIDUAL BATTING STATS

PLAYER	AVG	G	GS	AB	R	H	2B	3B	HR	RBI	TB	BB	IBB	HP	SO	SF	SH	SB	CS	PA	OBP	SLG	OPS	E
*Thomas, Dillon	.389	5	80	18	3	7	3	0	1	2	13	3	0	0	0	0	0	0	1	21	.476	.722	1.198	0
Prime, Correlle	.350	5	78	20	5	7	1	0	1	2	11	1	0	0	4	0	0	0	0	21	.381	.550	.931	0
*Junpeng, Chen	.350	5	31	20	1	7	0	0	0	4	7	0	0	0	0	0	0	0	0	20	.350	.350	.700	0
*Xiao, Han	.333	1	10	3	1	1	0	0	0	0	0	0	0	0	0	0	0	0	0	3	.333	.333	.667	0
*Ijames, Stewart	.318	5	99	22	5	7	2	0	0	1	9	0	0	0	4	0	0	2	0	22	.318	.409	.727	0
X*Zhenhong, Lu	.286	2	40	7	0	2	0	0	0	2	0	0	0	1	0	0	0	0	0	7	.286	.286	.571	1
X Yunqi, Song	.286	3	29	14	0	4	0	0	0	0	0	0	0	0	1	0	0	0	0	14	.286	.286	.571	0
X*Ning, Li	.273	3	34	11	0	3	0	0	0	0	3	0	0	0	0	0	0	0	0	11	.273	.273	.545	0
X Xiaolei, Du	.273	3	25	11	0	3	0	0	0	1	3	0	0	0	2	0	0	0	0	11	.273	.273	.545	1
X*Chen, Chen	.167	4	54	12	0	2	1	0	0	2	3	0	0	0	1	0	0	0	0	12	.167	.250	.417	0
X*Chenchen, Luan	.143	2	30	7	0</																			



Winnipeg Goldeyes

Owner: Sam Katz

Years in American Association: 2011 - Present

Media Contact: Steve Schuster
steve@goldeyes.com

General Info.

Address: 1 Portage Ave. E, Winnipeg, MB R3B, 0Y3, CAN **Twitter:** @Wpg_Goldeyes

Phone: (204) 982-2273

Facebook: /WinnipegGoldeyes

Website: www.goldeyes.com

Instagram: @wpg_goldeyes

Front Office

Owner, CEO & President: Sam Katz

Vice President & COO: Regan Katz

CFO: Jason McRae-King

General Manager: Andrew Collier

Media Coordinator: Nigel Batchelor

Administrative Assistant: Bonnie Benson

Director of Sales & Marketing: Dan Chase

Manager – Group Sales & Partnerships: Chris Dant

Box Office Manager: Paul Duque

Facility & Grounds Manager: Don Ferguson

Retail Manager: Kendra Gibson

Account Executives: Jim Ringer, Arden Raean

Skysuite Manager/Sales & Marketing: Angela Sanche

Food & Beverage Manager: Melissa Schlichting

Radio Broadcaster/Account Executive: Steve Schuster

Field Staff

Field Manager/Pitching Coach: Rick Forney

Hitting Coach: Tom Vaeth

Bullpen Coach: Danny Perron

Director of Clubhouse Operations/Equipment: Jamie Sanson

Assistant Clubhouse Manager: Kasey Lycar

Team Chaplain: Scott Koop

Athletic Therapist: Derek McLennan

Massage Therapist: Antonio Mangilt

Physiotherapist: Russ Horbal

Team Doctors: Dr. Hein Peters, Dr. Shawn Verity

Stadium Information

Ballpark: Shaw Park

Stadium Dimensions: LF-325, CF-400, RF-325

Year Built: 1999

Capacity: 7,481

American Association Franchises Winnipeg Goldeyes

Winnipeg Goldeyes Team Stats (2018)

COPYRIGHT BY POINTSTREAK SPORTS TECHNOLOGIES INC.

WINNIPEG GOLDEYES INDIVIDUAL BATTING STATS

PLAYER	AVG	G	GS	AB	R	H	2B	3B	HR	RBI	TB	BB	IBB	HP	SO	SF	SH	SB	CS	PA	OBP	SLG	OPS	-GAMES BY POSITION-								
																								E	1B	2B	3B	SS	OF	C		
Abercrombie, Reggie	.316	99	99	405	63	128	13	0	15	62	186	19	0	9	112	4	0	12	7	437	.357	.459	.816	5	0	0	0	0	99	0		
*Romanski, Josh	.313	69	69	278	39	87	10	1	4	30	111	28	2	2	27	6	0	2	3	314	.373	.399	.772	0	1	0	0	0	59	0		
*Nathans, Tucker	.288	68	67	264	43	76	21	0	12	33	133	30	0	2	68	3	0	4	0	299	.361	.504	.865	11	1	51	13	0	3	0		
Ebert, Jordan	.280	80	65	232	35	65	16	4	0	20	89	27	0	5	30	3	2	12	2	269	.363	.384	.747	6	20	32	0	0	21	0		
*Heyman, Grant	.272	94	89	349	54	95	23	1	19	45	177	18	0	6	93	0	1	5	0	375	.319	.507	.826	0	0	0	0	0	42	0		
McAdams, Josh	.253	42	36	146	16	37	6	0	1	13	46	8	0	1	39	0	0	1	0	155	.297	.315	.612	7	34	0	0	0	9	0		
Sohn, Andrew	.250	59	58	224	26	56	8	3	1	30	73	24	0	6	51	2	0	11	2	256	.336	.326	.662	10	0	0	0	58	0	0		
Adams, Blake	.245	15	14	49	5	12	1	0	1	3	16	4	0	4	7	0	0	2	0	57	.351	.327	.677	1	0	0	0	0	15	0		
*Baker, Tyler	.244	56	49	160	22	39	7	0	5	22	61	24	0	2	26	1	1	0	0	188	.348	.381	.729	3	0	0	0	0	0	55		
*Stupienski, Gavin	.236	34	17	72	9	17	5	1	0	8	24	5	0	1	24	1	0	0	0	79	.291	.333	.624	2	3	0	0	0	0	27		
Mazzola, Josh	.233	98	97	361	45	84	15	1	20	75	161	33	0	2	75	7	1	1	1	404	.295	.446	.741	22	17	0	71	9	8	0		
Capellan, Victor	.000	1	0	0	0	0	0	0	0	0	0	0	0	0	0	0	0	0	0	.000	.000	.000	0	0	0	0	0	0	0	0		

TEAM TOTAL BATTING STATS

AVG	G	AB	R	H	2B	3B	HR	RBI	TB	BB	IBB	HP	SO	SF	SH	SB	CS	PA	OBP	SLG	OPS	E
.267	100	3435	468	917	172	16	88	443	1385	341	7	53	718	33	19	63	27	3882	.339	.403	.743	106

WINNIPEG GOLDEYES INDIVIDUAL PITCHING STATS

PLAYER	ERA	W-L	G	GS	CG	SHO	SV	IP	H	R	ER	BB	IBB	SO	HR	2B	3B	BF	OAVG	WP	HB	BK
Bingel, Brandon	2.85	0-1	41	0	0	0	53.2	50	21	17	24	2	43	3	9	2	231	.254	3	3	0	
*Bernardino, Brennan	3.18	2-3	6	5	0	0	34.0	30	13	12	7	1	16	3	7	2	138	.246	0	3	1	
Capellan, Victor	3.23	4-4	47	0	0	0	22	47.1	39	24	17	11	2	53	2	9	2	196	.222	0	5	0
*Browne, PJ	3.74	1-0	16	4	0	0	33.2	34	17	14	11	0	17	4	6	1	143	.264	1	1	0	
*Lambson, Mitchell	3.81	8-6	18	17	3	1	0	115.2	120	54	49	24	1	81	8	27	2	482	.273	4	7	0
*McGovern, Kevin	4.73	5-12	22	21	0	0	0	129.1	151	85	68	40	1129	12	30	6	569	.292	7	2	1	
Carl, Edwin	5.36	3-4	19	7	0	0	0	50.1	64	34	30	25	0	56	7	10	2	235	.317	6	1	0
Bosshers, Alex	5.55	3-10	23	21	0	0	0	121.2	161	87	75	32	1	77	10	25	2	544	.321	8	5	0
Mazzola, Josh	7.71	0-0	5	0	0	0	0	4.2	4	4	3	0	1	1	1	0	21	.250	1	1	0	
*Dodson, Zack	17.55	0-1	7	0	0	0	0	6.2	18	13	13	2	0	4	3	2	0	40	.474	1	0	0

TEAM TOTAL PITCHING STATS

ERA	G	GS	CG	SHO	SV	IP	H	R	ER	BB	IBB	SO	HR	2B	3B	BF	OAVG	WP	HB	BK
4.48	100	100	5	2	23	884.1	999	529	440	293	11	702	79	177	25	3896	.287	56	49	2

Winnipeg Goldeyes vs. Gary SouthShore RailCats (2018)

COPYRIGHT BY POINTSTREAK SPORTS TECHNOLOGIES INC.

WINNIPEG GOLDEYES HEAD-TO-HEAD INDIVIDUAL BATTING STATS

PLAYER	AVG	G	GS	AB	R	H	2B	3B	HR	RBI	TB	BB	IBB	HP	SO	SF	SH	SB	CS	PA	OBP	SLG	OPS	E
X#Cruzado, Victor	.462	4	23	13	2	6	3	0	0	2	9	3	0	0	0	0	0	0	0	16	.563	.692	1.255	0
X McAdams, Josh	.444	5	36	18	2	8	0	0	0	2	8	1	0	0	4	0	0	0	0	19	.474	.444	.918	2
Abercrombie, Reggie	.373	12	99	51	10	19	4	0	3	7	32	3	0	0	16	0	0	0	0	54	.407	.627	1.035	0
X Sappelt, Dave	.333	2	28	9	1	3	1	0	0	3	4	1	0	0	1	0	0	0	0	10	.400	.444	.844	0
Ebert, Jordan	.324	10	65	34	6	11	3	1	0	4	16	1	0	1	2	1	0	3	0	37	.351	.471	.822	3
*Romanski, Josh	.320	6	69	25	4	8	0	0	0	4	8	0	0	1	1	0	0	0	0	27	.333	.320	.653	0
*Garcia, Kevin	.318	6	38	22	2	7	1	1	1	2	13	2	0	0	2	0	0	0	0	24	.375	.591	.966	1
Sohn, Andrew	.292	6	58	24	4	7	1	1	1	4	13	3	0	0	5	0	0	0	2	27	.370	.542	.912	1
*Nathans, Tucker	.286	8	67	35	2	10	4	0	0	5	14	2	0	0	9	0	0	1	0	37	.324	.400	.724	1
X Kjerstad, Dexter	.286	2	71	7	0	2	0	0	0	0	2	0	0	0	1	0	0	0	0	7	.286	.286	.571	0
X Rodriguez, Reynaldo	.235	4	23	17	3	4	1	0	1	2	8	0	0	0	1	0	0	0	0	17	.235	.471	.706	0
*Baker, Tyler	.200	6	49	20	2	4	1	0	0	2	5	2	0	0	2	0	0	0	0	22	.273	.250	.523	0
McCann, Matt	.182	9	59	22	1	4	0	0	0	2	4	4	0	0	4	0	1	1	1	27	.308	.182	.490	2
X*Stupienski, Gavin	.167	3	17	6	2	1	0	1	0	2	3	1	0	0	2	0	0	0	0	7	.286	.500	.786	0
X*Aguilera, Eric	.143	2	17	7	2	1	0	0	0	0	1	3	0	0	4	0	0	0	0	10	.400	.143	.543	0
*Heyman, Grant	.136	12	89	44	3	6	2	0	0	1	8	0	0	2	14	0	0	0	0	47	.174	.182	.356	0
Mazzola, Josh	.133	12	97	45	4	6	0	0	2	7	12	2	0	1	10	1	1	0	0	50	.184	.267	.450	5
X Edgerton, Jordan	.077	4	21	13	0	1	0	0	0	0	1	2	0	0	2	0	0	0	0	15	.200	.077	.277	0
Capellan, Victor	.000	1	0	0	0	0	0	0	0	0	0	0	0	0	0	0	0	0	0	.000	.000	.000	0	
X Gould, JJ	.000	1	32	4	0	0	0	0	0	0	0	0	0	0	1	0	0	0	0	4	.000	.000	.000	0

HEAD-TO-HEAD TOTAL BATTING STATS

AVG	G	AB	R	H	2B	3B	HR	RBI	TB	BB	IBB	HP	SO	SF	SH	SB	CS	PA	OBP	SLG	OPS	E
.260	12	416	50	108	21	4	8	49	161	30	0	5	81	3	2	5	3	457	.315	.387	.702	15

WINNIPEG GOLDEYES HEAD-TO-HEAD INDIVIDUAL PITCHING STATS

PLAYER	ERA	W-L	G	GS	CG	SHO	SV	IP	H	R	ER	BB	IBB	SO	HR	2B	3B	BF	OAVG	WP	HB	BK
X Perez, Pete	0.00	0-0	1	0	0	0	0	1.0	1	0	0	0	0	1	0	0	0	4	.250	0	0	0
Mazzola, Josh	0.00	0-0	1	0	0	0	0	0.2	0	0	0	0	0	0	0	0	0	3	.000	0	1	0
X*Dodson, Zack	0.00																					

American Association Map & Mileage

American Association Info.



AMERICAN ASSOCIATION MILEAGE CHART												
	CHI	CLE	FM	GAR	KC	LIN	MIL	STP	SC	SF	TEX	WPG
Chicago		984	631	57	523	517	75	385	472	563	942	852
Cleburne	984		1,105	983	569	652	1,046	991	777	866	52	1,323
Fargo	631	1,105		674	599	477	576	247	331	243	1,085	219
Gary	57	983	674		533	539	126	433	545	606	979	892
Kansas City	523	569	599	533		192	559	453	269	358	547	814
Lincoln	517	652	477	539	192		553	438	155	240	637	690
Milwaukee	75	1,046	576	126	559	553		331	477	506	1,011	795
St. Paul	385	991	247	433	453	438	331		300	270	954	463
Sioux City	472	777	331	545	269	155	477	300		85	753	546
Sioux Falls	563	866	243	841	358	240	506	270	85		841	458
Texas	942	52	1,085	979	547	637	1,011	954	753	841		1,297
Winnipeg	852	1,323	219	892	814	690	795	463	546	458	1,297	

2018 American Association Standings

COMPOSITE STANDINGS

TEAM	DIV	GP	W	L	PCT	GB	STREAK	LAST10	SC-	KAN	WIC	ST.	GAR
Sioux City Explorers	South	100	71	29	.710	0.0	1L	5-5	X	8	5	4	5
Kansas City T-Bones	South	99	62	37	.626	8.5	1L	6-4	7	X	6	1	3
Wichita Wingnuts	South	100	61	39	.610	10.0	1W	6-4	7	6	X	0	2
St. Paul Saints	North	100	59	41	.590	12.0	2W	6-4	2	6	5	X	6
Gary SouthShore RailCats	North	100	59	41	.590	12.0	1W	7-3	1	3	3	7	X
Lincoln Saltdogs	South	99	51	48	.515	19.5	1L	7-3	2	2	8	3	4
Fargo-Moorhead RedHawks	North	100	51	49	.510	20.0	1L	3-7	3	4	3	7	3
Chicago Dogs	North	99	45	54	.455	25.5	1W	6-4	2	1	5	5	6
Winnipeg Goldeyes	North	100	41	59	.410	30.0	2L	5-5	0	1	0	6	5
Sioux Falls Canaries	North	100	40	60	.400	31.0	1W	4-6	2	1	0	4	4
Cleburne Railroaders	South	99	33	66	.333	37.5	3W	4-6	2	2	4	2	0
Texas AirHogs	South	100	25	75	.250	46.0	7L	1-9	1	3	0	2	3

NORTH - FINAL DIVISIONAL STANDINGS THROUGH GAMES OF 09/03/2018

TEAM	GP	W	L	PCT	GB	STREAK	LAST10
St. Paul Saints	100	59	41	.590	0.0	2W	6-4
Gary SouthShore RailCats	100	59	41	.590	0.0	1W	7-3
Fargo-Moorhead RedHawks	100	51	49	.510	8.0	1L	3-7
Chicago Dogs	99	45	54	.455	13.5	1W	6-4
Winnipeg Goldeyes	100	41	59	.410	18.0	2L	5-5
Sioux Falls Canaries	100	40	60	.400	19.0	1W	4-6

SOUTH - FINAL DIVISIONAL STANDINGS THROUGH GAMES OF 09/03/2018

TEAM	GP	W	L	PCT	GB	STREAK	LAST10
Sioux City Explorers	100	71	29	.710	0.0	1L	5-5
Kansas City T-Bones	99	62	37	.626	8.5	1L	6-4
Wichita Wingnuts	100	61	39	.610	10.0	1W	6-4
Lincoln Saltdogs	99	51	48	.515	19.5	1L	7-3
Cleburne Railroaders	99	33	66	.333	37.5	3W	4-6
Texas AirHogs	100	25	75	.250	46.0	7L	1-9

2018 American Association Team Totals

TEAM TOTALS BATTING STATS

TEAM	DIV	AVG	G	AB	R	H	2B	3B	HR	RBI	TB	BB	IBB	HP	SO	SF	SH	SB	CS	LOB	OBP	SLG	OPS	E
Sioux City Explorers	South	.305	100	3428	629	1044	157	34	63	571	1458	380	11	50	592	50	37	136	56	718	.377	.425	.802	85
Kansas City T-Bones	South	.295	99	3492	563	1031	197	23	78	502	1508	370	15	45	658	42	29	121	32	791	.366	.432	.798	85
St. Paul Saints	North	.289	100	3500	552	1012	194	12	96	511	1518	352	13	62	684	26	33	65	22	784	.362	.434	.796	105
Fargo-Moorhead RedHawks	North	.282	100	3426	493	966	175	20	82	439	1427	317	10	38	640	42	31	84	44	734	.346	.417	.762	90
Wichita Wingnuts	South	.276	100	3410	509	941	172	33	72	471	1395	357	13	40	769	41	35	139	31	763	.348	.409	.757	95
Lincoln Saltdogs	South	.274	99	3349	531	916	172	17	116	501	1470	393	8	59	757	27	16	46	16	756	.357	.439	.796	79
Chicago Dogs	North	.269	99	3321	428	892	166	30	71	397	1331	299	9	51	729	43	26	57	28	716	.334	.401	.735	76
Gary SouthShore RailCat	North	.268	100	3319	460	890	173	25	46	418	1251	334	9	49	655	48	40	74	42	727	.339	.377	.716	86
Winnipeg Goldeyes	North	.267	100	3435	468	917	172	16	88	443	1385	341	7	53	718	33	19	63	27	731	.339	.403	.743	114
Sioux Falls Canaries	North	.262	100	3426	455	898	167	21	78	412	1341	309	11	79	817	23	19	113	54	721	.335	.391	.727	117
Cleburne Railroaders	South	.244	99	3339	436	816	135	18	85	384	1242	344	1	58	910	27	34	82	36	725	.323	.372	.695	110
Texas AirHogs	South	.234	100	3333	307	781	145	22	37	278	1081	279	17	33	838	17	11	67	26	706	.298	.324	.623	117

TEAM TOTALS PITCHING STATS

TEAM	DIV	ERA	W-L	G	GS	CG	SHO	SV	IP	H	R	ER	BB	IBB	SO	HR	2B	3B	OAVG	WP	HB	BK
Sioux City Explorers	South	3.41	71-29	100	100	5	1	32	887.0	869	378	336	304	13	873	55	148	20	.256	30	40	5
Gary SouthShore RailCats	North	3.65	59-41	100	100	7	3	25	875.2	897	399	355	227	2	640	69	169	24	.265	38	31	0
Chicago Dogs	North	3.86	45-54	99	99	3	0	28	861.0	854	429	369	308	15	717	85	180	20	.261	67	49	4
Wichita Wingnuts	South	3.94	61-39	100	100	2	0	37	882.0	945	453	386	302	6	754	82	158	18	.276	50	51	2
St. Paul Saints	North	3.96	59-41	100	100	1	1	29	888.2	884	472	391	315	21	791	61	187	16	.258	76	48	1
Kansas City T-Bones	South	4.11	62-37	99	99	1	0	32	890.1	861	455	407	348	10	805	88	148	13	.256	51	68	3
Fargo-Moorhead RedHawks	North	4.28	51-49	100	100	5	1	26	876.0	926	464	417	319	13	696	82	121	19	.272	100	68	2
Winnipeg Goldeyes	North	4.48	41-59	100	100	5	2	23	884.1	999	529	440	293	11	702	79	177	25	.287	56	49	2
Lincoln Saltdogs	South	4.54	51-48	99	99	6	2	23	852.1	900	481	430	351	15	714	68	172	27	.274	46	40	2
Sioux Falls Canaries	North	4.92	40-60	100	100	0	0	26	884.2	995	554	484	391	8	692	93	195	17	.283	87	52	4
Cleburne Railroaders	South	5.09	32-66	99	99	3	0	16	864.1	961	552	489	386	3	736	74	183	30	.282	95	50	2
Texas AirHogs	South	6.22	25-74	100	100	0	0	18	862.1	1013	665	596	531	7	647	76	187	42	.296	92	71	13

TEAM TOTALS FIELDING STATS

TEAM	DIV	FLD	G	TC	PO	A	E	DP	PB	CS	SBA	RF
Chicago Dogs	North	.979	99	3564	2577	911	76	62	12	27	114	.453
Lincoln Saltdogs	South	.978	99	3535	2552	904	79	100	10	18	115	.453
Kansas City T-Bones	South	.977	99	3671	2665	921	85	85	11	32	106	.450
Sioux City Explorers	South	.977	100	3688	2660	943	85	96	7	16	69	.454
Gary SouthShore RailCats	North	.976	100	3609	2626	897	86	68	5	28	92	.449
Fargo-Moorhead RedHawks	North	.975	100	3602	2624	888	90	69	10	27	111	.449
Wichita Wingnuts	South	.974	100	3671	2641	935	95	90	7	26	94	.453
St. Paul Saints	North	.972	100	3732	2665	962	105	92	19	20	85	.458
Winnipeg Goldeyes	North	.970	100	3809	2651	1044	114	99	10	42	115	.467
Sioux Falls Canaries	North	.969	100	3782	2650	1015	117	91	6	31	103	.463
Cleburne Railroaders	South	.969	99	3567	2590	867	110	62	23	26	160	.447
Texas AirHogs	South	.967	100	3528	2581	830	117	79	30	25	199	.443

2018 American Association Offensive Leaders

Batting Average

Name	Team	AVG
Nate Samson	SC	.340
Logan Watkins	WIC	.338
Dillon Thomas	TX	.333
Todd Cunningham	KC	.333
Dylan Tice	KC	.331

Home Runs

Name	Team	HR
Tony Thomas	WIC	23
Jose Sermo	SC	22
Brandon Jacobs	LIN	22
Josh Mazzola	WIN	22
Christian Ibarra	LIN	22

RBI

Name	Team	RBI
Jose Sermo	SC	81
Jay Baum	SC	77
Josh Mazzola	WIN	75
Curt Smith	LIN	74
Tony Thomas	WIC	74

Stolen Bases

Name	Team	SB
Chris Grayson	SF	27
Mason David	KC	26
Logan Watkins	KC	26
Jordan Smith	SF	25
Tim Colwell	FM	24

At Bats

Name	Team	AB
Max Murphy	STP	427
Logan Watkins	WIC	420
Nate Samson	SC	415
Michael Lang	SC	414
Luis Durango	SC	412

Games

Name	Team	GMS
Nate Samson	SC	100
Logan Watkins	WIC	100
Jay Baum	SC	100
Luis Durango	SC	100
Tony Thomas	WIC	100

Runs

Name	Team	R
Michael Lang	SC	82
Nate Samson	SC	79
Jose Sermo	SC	76
Christian Ibarra	LIN	76
Brennan Metzger	FM	76

Hits

Name	Team	H
Logan Watkins	WIC	142
Nate Samson	SC	141
Max Murphy	STP	136
Reggie Abercrombie	WIN	128
Michael Lang	SC	126

Total Bases

Name	Team	TB
Jose Sermo	SC	201
Curt Smith	LIN	200
Tony Thomas	WIC	198
Max Murphy	STP	198
Logan Watkins	WIC	198

Doubles

Name	Team	2B
Dillon Thomas	TX	37
Max Murphy	STP	31
Brennan Metzger	FM	29
Leobaldo Pina	FM	28
Todd Cunningham	KC	26

Triples

Name	Team	3B
Logan Watkins	WIC	11
Jay Baum	SC	7
Michael Lang	SC	7
Jose Sermo	SC	5
Todd Cunningham	KC	5

Walks

Name	Team	BB
Brennan Metzger	FM	62
Christian Ibarra	LIN	62
Jose Sermo	SC	59
Abel Nieves	WIC	58
Todd Cunningham	KC	57

Extra-Base Hits

Name	Team	XBH
Dillon Thomas	TX	51
Jose Sermo	SC	50
Tony Thomas	WIC	49
Curt Smith	LIN	44
Grant Heyman	WIN	43

On-Base Percentage

Name	Team	OBP
Todd Cunningham	KC	.437
Dylan Tice	KC	.428
Dillon Thomas	TX	.420
Christian Ibarra	LIN	.416
Jose Sermo	SC	.414

Slugging Percentage

Name	Team	SLG
Jose Sermo	SC	.611
Dillon Thomas	TX	.601
Curt Smith	LIN	.548
Christian Ibarra	LIN	.516
Chris Jacobs	FM	.515

Strikeouts

Name	Team	SO
Cameron Monger	CLE	136
Scott Levi	CLE	128
Tony Thomas	WIC	121
Brandon Jacobs	LIN	120
Patrick Palmerio	CLE	115

Stolen Base Percentage

Name	Team	SB%
Stewart Ijames	TX	.933
Todd Cunningham	KC	.895
Michael Lang	SC	.889
Burt Reynolds	STP	.875
Dillon Thomas	TX	.8715

Hit By Pitch

Name	Team	HBP
Mike Hart	SF	14
David Bergin	SF	13
Cameron Monger	CLE	13
Brandon Jacobs	LIN	12
Michael Lang	SC	12

2018 American Association Pitching Leaders

ERA

Name	Team	ERA
Travis Banwart	WIC	2.24
Daniel Minor	GAR	2.51
Eddie Medina	STP	2.80
Tommy Collier	KC	3.11
Jordan Taylor	SC	3.29

WINS

Name	Team	W
Tommy Collier	KC	12
Justin Vernia	SC	12
Jordan Cooper	WIC	11
Casey Harman	WIC	11
Luis Mateo	SC	11

SAVES

Name	Team	SV
Daniel Tillman	WIC	27
Victor Capellan	WIN	22
Eric Karch	SC	21
Randy McCurry	FM	17
Carlos Contreras	TX	14

Strikeouts

Name	Team	SO
Tommy Collier	KC	140
Trey McNutt	FM	130
Kevin McGovern	WIN	129
Jared Mortensen	KC	122
Luis Mateo	SC	122

Games

Name	Team	GMS
Jack Charleston	WIN	60
Ken Frosch	STP	52
Shawn Blackwell	CLE	50
Kyle Schepel	SF	50
Travis Ballew	FM	49

Games Started

Name	Team	GS
Kevin McGovern	WIN	21
Alex Boshers	WIN	21
Dylan Thompson	SF	21
Patrick Mincey	CLE	20
Travis Banwart	WIC	20

Complete Games

Name	Team	CG
Mitchell Lambson	WIN	3
Jeff McKenzie	GAR	3
Austin Robichaux	LIN	3
Tyler Herron	WIN	3
Will Solomon	FM	2

Shutouts

Name	Team	SHO
Austin Robichaux	LIN	2
Daniel Minor	GAR	2
Mitchell Lambson	WIN	1
Will Solomon	FM	1
Tyler Herron	WIN	1

Innings Pitched

Name	Team	IP
Jeff McKenzie	GAR	137.2
Tommy Collier	KC	133
Jared Mortensen	KC	132
Kevin McGovern	WIN	129.1
Travis Banwart	WIC	124.1

Losses

Name	Team	L
Kevin McGovern	WIN	12
Miguel Rosario	TX	12
Alex Boshers	WIN	10
Patrick Mincey	CLE	9
Tyler Herron	WIN	9

Walks

Name	Team	BB
Tyler Matzek	TX	66
Miguel Rosario	TX	58
Patrick Young	CLE	57
Jared Mortensen	KC	56
Michael Gunn	CLE	53

Home Runs Allowed

Name	Team	HRA
Dylan Thompson	SF	16
Trey McNutt	FM	16
Patrick Mincey	CLE	15
Alex Gunn	GAR	15
Jordan Cooper	WIC	14

2018 North Division Champions



[Gary SouthShore RailCats Info.](#)

[Gary SouthShore RailCats Coaches & Players](#)

[American Association Info.](#)

[2018 Season Breakdown](#)

[Gary SouthShore RailCats Record Book](#)

Season In Review

The 2018 season was one for the record books as the Gary SouthShore RailCats won a franchise record 59 games and captured their first regular-season division title as members of the American Association. Gary also qualified for the playoffs for the second straight season, something that had never been done since the 'Cats joined the American Association in 2011.

The RailCats returned to the postseason behind their 41-24 record against the North Division and their 35-15 second-half record (best second-half record in the division). Gary outscored their opponents, 260-186, in the second half and hit 35 of their 46 home runs over their last 59 regular-season contests.

RailCats Return to Postseason

Gary went to the postseason for the first time since joining the American Association in 2011 after winning the North Division on the final day of the season with a 3-2 victory over the Kansas City T-Bones. The nail-biting victory was also Gary's franchise record 59th win of the season.

The RailCats guaranteed themselves a postseason berth 10 days earlier with a 4-1 victory against Sioux Falls before capturing their first division title.

Second Half Surge and Dominant Divisional Play carries Gary back to Playoffs

The RailCats returned to the postseason behind their 41-24 record against the North Division and their 35-15 second-half record (best second-half record in the division). Gary outscored their opponents, 260-186, in the second half and hit 35 of their 46 home runs over their last 59 regular-season contests.

The RailCats finished above .500 against every team in the North Division, including the American Association runner-up St. Paul Saints at 7-6. Gary also went 19-10 in the month of July, including a season-high-tying eight-game winning streak to close out the month, and posted a .291 batting average and 3.08 ERA in July.

Minor dominates American Association before signing with Mexican League

Daniel Minor was arguably the best pitcher in all of the American Association before having his contract purchased by the Saraperos de Saltillo of the Mexican League on July 26. Minor went 11-2 with two complete games and a 2.51 ERA in 15 starts, and at the time, led the American Association in innings pitched (97), complete games (2) and shutouts (2). Minor was also second among qualifying pitchers in ERA (2.51) and finished tied for third in strikeouts (77).

Nine of Minor's last 10 starts were quality starts and the right-hander went 8-0 with a 1.42 ERA in his last eight starts with Gary. During his eight-game winning streak, the 27-year-old allowed just nine runs, 44 hits, nine walks and struck out 48 batters over 57 innings. Minor went 14-3 with a 2.22 ERA over 22 appearances (21 starts) with Gary after being acquired from the Winnipeg Goldeyes on August 10, 2017.

Pugh posts career bests in third season with RailCats

Tillman Pugh returned to the Gary SouthShore RailCats for the third time in the last four seasons after re-signing with the club on July 9 and left an indelible mark throughout the entire American Association. The 29-year-old veteran slashed a team-best .357/.436/.554/.990 with 27 runs, 56 hits, 10 doubles, seven home runs, 24 RBIs, 21 walks and five stolen bases in 42 games. The ninth-year pro also reached base in a league-best 41 straight games, hit a walk-off home run in the bottom of the 12th vs. the Lincoln Saltdogs and reached base in a season-high-tying five plate appearances.

Pitching Staff shines all season long

The Gary SouthShore RailCats pitching staff posted the second-best ERA in the American Association at 3.65 and arguably had the best bullpen in the North Division. The RailCats starting rotation led the American Association with seven complete games and three shutouts while the entire pitching staff issued the fewest number of walks (227). The starting rotation finished with 43 quality starts and averaged 5.2 innings per start while the bullpen posted a 1.26 WHIP and a 3:1 strikeout-to-walk ratio. Individually, Jeff McKenzie led the American Association with 137.2 innings, tied for the league lead with three complete games and led the 'Cats with 20 starts. Myles Smith, Jack Fowler and Adam Quintana all recorded 30+ relief appearances. Quintana finished with a team-high 12 saves, and Smith and Fowler each finished with a team-high-tying eight holds.

Tagert returns to postseason

Manager Greg Tagert brought Gary back to the postseason for the ninth time in his 14 seasons at the helm after claiming the regular-season North Division Title. Tagert has won three league championships (2005, 2007, 2013), is a four-time league Manager of the Year (Dubois County, 2001; Gary, 2007, 2009, 2016) and has finished with a .500 or better record in every season except one since being named the team's manager in 2005.

Tagert has also led Gary to the playoffs nine times (2005-2010, 2013, 2017-18), has won three Division Titles and has helped advance 24 former RailCats to affiliated baseball, including 2006 outfielder Nathan Haynes, who played in the MLB for the Los Angeles Angels and Tampa Bay Rays from 2007-08. Tagert's most recent player to have his contract purchased by an MLB affiliate was shortstop Ryan Fitzgerald, who had his contract purchased by the Boston Red Sox on May 2, 2018.

Tagert has developed three Northern League Pitchers of the Year, two League Rookie of the Year winners, a Northern League Player of the Year, Defensive Player of the Year, five Baseball America All-Independent League selections, eight full-season Northern League All-Stars and two full-season American Association All-Stars.

Season Statistics

Batting Statistics

Player	P	AVG	G	AB	R	H	2B	3B	HR	RBI	BB	HBP	SO	SF	SH	SB	CS	DP	E
x Sneed, J	C	.364	5	11	3	4	1	0	0	0	3	0	1	0	0	0	0	0	0
Pugh, T	OF	.357	42	157	27	56	10	0	7	24	21	1	31	0	1	5	2	4	2
x Mitchell, R	OF	.316	34	133	14	42	7	3	1	21	9	1	22	4	0	2	1	2	1
Carey, D	OF	.311	80	257	38	80	17	1	3	38	33	3	62	4	11	8	3	9	3
Savage, W	IF	.309	45	136	24	42	7	1	1	16	15	4	26	4	4	4	2	2	6
Willis, C	OF	.297	92	330	50	98	17	3	9	50	48	2	60	4	0	4	7	6	3
DeJesus, A	IF	.290	78	293	32	85	9	2	1	39	13	1	55	3	5	11	10	6	11
Paz, A	C	.283	66	251	30	71	19	3	1	40	13	3	42	5	1	3	0	15	10
Santiesteban, R	IF	.255	74	271	50	69	20	2	9	40	20	8	43	3	1	0	1	7	8
Gimenez, W	C	.255	62	220	23	56	12	0	3	27	14	0	41	3	1	2	0	11	8
Fabio, C	IF	.252	77	250	31	63	13	1	0	31	27	2	54	4	2	12	3	3	8
Crosby, A	IF	.249	90	349	51	87	11	1	6	36	32	7	36	6	5	8	5	9	2
x Huth, K	OF	.241	8	29	4	7	1	0	1	4	2	1	9	1	0	0	0	0	0
x Wilson, R	OF	.228	71	237	38	54	12	5	1	20	39	5	68	5	2	10	4	4	2
x Glasser, M	IF	.228	25	92	9	21	5	0	0	9	11	5	6	0	1	1	1	3	5
Price Jr., J	OF	.217	13	46	4	10	2	1	0	1	0	0	11	1	0	0	0	2	1
x Copeland, G	IF	.193	66	197	27	38	7	2	3	20	29	3	67	1	5	3	2	3	9
x Bono, C	OF	.121	30	58	5	7	3	0	0	2	5	3	20	0	0	0	1	0	0
x Smith, M	P	.000	1	0	0	0	0	0	0	0	0	0	0	0	0	0	0	0	0
x McKenzie, J	P	.000	1	0	0	0	0	0	0	0	0	0	0	0	0	0	0	0	0
x Cortez, S	OF	.000	2	2	0	0	0	0	0	0	0	0	1	0	1	1	0	0	0
Steele, K	P	.000	1	0	0	0	0	0	0	0	0	0	0	0	0	0	0	0	0
Totals		.268	100	3319	460	890	173	25	46	418	334	49	655	48	40	74	42	86	79

Pitching Statistics

Player	G	GS	CG	IP	H	R	ER	BB	SO	W	L	SV	2B	3B	ERA
x Herstine, C	4	0	0	2.2	1	0	0	0	3	0	0	1	0	0	0.00
x Cruz, E	2	0	0	2.0	0	0	0	2	2	0	0	0	0	0	0.00
x Plaza, S	5	1	0	14.0	9	3	2	2	10	2	0	0	1	1	1.28
x Smith, M	33	0	0	46.1	33	7	7	15	51	4	1	4	2	1	1.36
Sanderlin, P	2	2	0	12.1	10	2	2	2	8	2	0	0	6	0	1.45
Samuel, M	7	1	0	11.2	8	2	2	4	11	2	0	0	3	0	1.54
Quintana, A	31	0	0	44.2	33	12	10	15	60	2	2	12	8	1	2.01
x Minor, D	15	15	2	97.0	87	30	27	19	77	11	2	0	18	2	2.50
x De Leon, J	10	1	0	22.1	18	9	7	5	26	2	1	1	1	1	2.82
x Perez, G	24	10	0	70.0	46	27	25	33	59	5	1	5	14	0	3.21
Steele, K	29	10	0	78.1	81	30	29	25	38	4	6	0	8	5	3.33
Liguori, L	20	13	1	94.2	117	51	37	16	45	4	7	0	24	2	3.51
x Wright, A	4	2	0	19.2	19	10	8	6	22	1	1	0	2	0	3.66
x Kubo, Y	3	2	0	6.2	9	3	3	1	4	0	0	0	1	0	4.05
Fowler, J	33	0	0	43.1	44	22	20	10	39	1	1	1	7	2	4.15
x McKenzie, J	24	20	3	137.2	161	73	69	23	69	6	9	1	37	2	4.51
x Gunn, A	19	19	1	114.2	133	67	59	23	73	8	6	0	23	3	4.63
x Weaver, C	3	3	0	12.2	16	7	7	6	12	0	1	0	3	2	4.97
x DiPasquale, Q	4	0	0	6.1	8	4	4	1	6	1	0	0	1	2	5.68
x Jenkins, B	9	0	0	12.0	17	11	8	4	5	2	1	0	4	0	6.00
x Holcombe, J	4	0	0	6.2	6	6	6	6	2	1	1	0	0	0	8.10
x Coursel, R	5	0	0	6.2	12	7	7	3	9	0	0	0	3	0	9.44
x Myers, S	2	1	0	5.0	9	6	6	3	3	0	0	0	1	0	10.80
x Powell, C	6	0	0	8.1	20	10	10	3	6	1	1	0	2	0	10.80
Total	298	100	7	875.2	897	399	355	227	640	59	41	25	169	24	3.65

Pitching Statistics (Includes Playoffs)

	W-L	ERA	G	CG	SHO	SV/SVO	Hold	IP	H	R	ER	BB	K	HB	WP	HR	WHIP
Starters	37-31, 1-2	3.66	104	8	3	--	--	599.2	634	276	244	145	380	19	19	50	1.30
Relievers	22-10, 0-1	3.55	96	--	--	25/32	27	309	293	134	122	95	293	13	20	21	1.26
Totals	59-41, 1-3	3.62	104	8	3	25/32	27	909.2	927	410	366	240	673	32	39	71	1.28

Starters' Spotlight													
Name	GS	W-L	Team W-L	Support	Per Gm.	CG	QS	IP/GS	H/GS	R/GS	BB/GS	K/GS	
Jorge De Leon	1	0-0	1-0	5	5	0	0	3.1	3	0	1	4	
Alex Gunn	19	8-6	10-9	92	5.2	1	7	6	7	5.3	1.2	3.8	
Yasutomo Kubo	2	0-0	0-2	7	3.5	0	0	2.1	2.5	0.5	0.5	1.5	
Lars Liguori	14	2-7, 0-1	6-7, 0-1	45	3.2	1	5	5.2	7.5	5.4	1.1	3	
Jeff McKenzie	21	5-9, 1-0	9-11, 1-0	84	4	3	13	6	7.2	4.2	1	3	
Daniel Minor	15	11-2	12-3	81	5.4	2	10	6.1	5.8	2.8	1.3	5.2	
Sam Myers	1	0-0	1-0	7	7	0	0	3.2	5	9.8	2	3	
Gabe Perez	10	5-1	8-2	64	6.4	0	2	5.1	3.6	3.4	2.5	4.4	
Scott Plaza	1	1-0	1-0	11	11	0	1	6.1	5	3	1	7	
Mario Samuel	1	1-0	1-0	9	9	0	0	5	4	1	1	3	
Peyton Sanderlin	2	2-0	2-0	6	3	0	1	6	5	1.5	1	4	
Keaton Steele	11	2-4, 0-1	6-4, 0-1	42	3.8	1	3	5.1	5.3	3.6	1.7	2.2	
Chuck Weaver	3	0-1	1-2	9	3	0	0	4	5.3	5	2	4	
Austin Wright	3	1-1, 0-0	1-1, 0-0	5	1.7	0	1	5	4.3	1.8	2.7	6.3	
Totals	104	37-31, 1-3	59-41, 1-3	467	4.5	8	43	5.2	6.1	4.1	1.4	3.7	

Bullpen Statistics																		
Name	Reliever Rundown				Team W-L	Reliever Rundown												
	Tied	Ahead	Trailing			1	2	3	4	5	6	7	8	9	10	11	12+	
Robbie Course		3	2		2-3						1	3	1					
Edward Cruz		2			2-0									2				
Jorge De Leon	4	3	3		5-5				1		3	3	2	1				
Quinn DiPasquale		3	1		3-1				1	1	1	1	1					
Jack Fowler	2	21	10		20-13			1	1	4	13	8	6					
Christian Herstine	1	2			2-1		1					1	1					
Jeremy Holcombe	2		2		1-3					2	1	1						
Brendan Jenkins	1	4	4		3-6			1	1	1	3	2					1	
Yasutomo Kubo		1			0-1				1									
Lars Liguori	1	2	4		4-3			2		2	1	1					1	
Jeff McKenzie	1	3			3-1		2			1	1							
Sam Myers	1				0-1			1										
Gabe Perez	1	11	4		12-3, 0-1			1		2	1	2	9					
Chris Powell	2	3	1		4-2			1	2	1	2							
Scott Plaza	2	2			4-0					2			1	1				
Adam Quintana	3	24	6		27-4, 1-1			1	1	4	3	9	14	1				
Mario Samuel		4	1		5-1			1		4	1							
Myles Smith	5	23	6		25-7, 1-1				2	7	5	11	8				1	
Keaton Steele	3	9	7		10-9					2	4	8	2	2				
Austin Wright		1	1		0-2		1					1						
Totals	29	119	50		55-39, 1-2			1	3	9	10	34	43	49	45	5	1	2

RailCats Ejections (5)			
Name	Date	Reason	Umpire
Colin Willis	5/22	Balls & Strikes	HP Nick Spencer
Chris Powell	6/3	Allegedly intentionally attempting to hit batter	HP Ian Kelly
Wilfredo Gimenez	6/28	Altercation	HP Jesse Segura
John Price Jr.	6/28	Altercation	HP Jesse Segura
Reggie Wilson	7/28	Balls & Strikes	HP Jacob McConnell

Disabled List (11)			
Name	Injury	Games Missed	Dates
Jeff McKenzie	N/A	3	5/17 - 5/21
Sam Myers	Bruised right forearm	8	5/22 - 5/30
Randy Santiesteban	Strained left hamstring	8	6/4 - 6/10
John Price Jr.	N/A	6	6/11 - 6/18
Lars Liguori	N/A	7	6/27 - 7/4 (Gm.1)
Alex Gunn	N/A	7	7/4 (Gm.1) - 7/10
Brendan Jenkins	N/A	4	7/13 - 7/17
Lars Liguori	Left elbow tendinitis	8	7/28 - 8/5
Gabe Perez	N/A	5	8/20 - 8/24
Peyton Sanderlin	N/A	8	8/25 - 9/2
Mario Samuel	N/A	5	9/3 - Present

Offensive Statistics (Includes Playoffs)

Inning-by-Inning Run Differential														
	1	2	3	4	5	6	7	8	9	10	11	12+	Total	Avg/GM
RailCats	72	76	54	53	49	71	31	29	29	2	1	2	467	4.5
Opponent	42	48	35	49	69	52	35	45	33	0	1	1	412	4.0
Differential	+30	+28	+19	+4	-20	+19	-4	-16	-4	+2	0	+1	+55	+0.5

Record by Runs Scored												
	Shutout	1	2	3	4	5	6	7	8	9	10	11+
RailCats	0-9	0-12	3-4	9-9	10-4	6-4	11-2	4-0	4-0	4-0	1-0	7-0
Opponent	0-8	3-12	4-15	2-9	8-4	6-5	2-1	7-2	6-2	2-0	3-0	1-1

Hitting Streaks (8 games or more)					On-Base Streaks (12 games or more)				
Player	#	Start	End		Player	#	Start	End	
Andy Paz	18	7/15	8/18		Tillman Pugh	41	7/19	9/3	
Will Savage	12	8/18	Present		Colin Willis	34	7/6	8/18	
Cole Fabio	10	8/19	9/2		Alex Crosby	21	7/4	7/30	
Andy De Jesus	10	8/18	8/28		Randy Santiesteban	19	7/4	7/31	
Tillman Pugh	10	7/18	7/30		Andy Paz	18	7/15	8/18	
Randy Santiesteban	10	6/16	6/29		Alex Crosby	17	5/22	6/8	
Randy Santiesteban	10	7/4	7/21		Garrett Copeland	16	7/4	8/1	
Will Savage	10	7/11	7/30		Will Savage	16	7/11	7/30	
D.K. Carey	9	6/12	6/23		D.K. Carey	12	5/26	6/10	
Colin Willis	9	7/27	8/7		Ronnie Mitchell	12	7/18	8/1	
D.K. Carey	8	7/14	7/27		Colin Willis	12	6/2	6/17	
Andy De Jesus	8	5/26	6/3		Reggie Wilson	12	7/24	8/8	
Andy Paz	8	5/23	6/4						
Tillman Pugh	8	8/15	8/24 (Gm. 2)						

Pinch-Hitting												
Player	AVG	H	R	AB	HR	3B	2B	RBI	HBP	BB	SO	
Garrett Copeland	.000	0	0	4	0	0	0	0	0	0	2	
Andy De Jesus	.333	1	0	3	0	0	0	1	0	0	0	
Wilfredo Gimenez	.000	0	0	1	0	0	0	0	0	0	0	
Andy Paz	.500	1	0	2	0	0	0	1	0	0	1	
John Price Jr.	.000	0	0	1	0	0	0	0	0	0	0	
Tillman Pugh	1.000	1	0	1	0	0	0	0	0	1	0	
Randy Santiesteban	.000	0	0	0	0	0	0	1	0	0	0	
Will Savage	.000	0	0	1	0	0	0	0	0	0	0	
Jeffrey Sneed	.500	1	0	1	0	0	0	0	0	0	1	
Colin Willis	.000	0	0	1	0	0	0	0	0	1	0	
Reggie Wilson	.000	0	0	2	0	0	0	0	0	0	1	
Totals	.222	4	0	18	0	0	0	3	0	2	5	

Stolen Bases				
Player	#	2nd	3rd	HP
Christoph Bono				
D.K. Carey	8	8		
Garrett Copeland	3	3		
Sonny Cortez	1	1		
Alex Crosby	8	6	2	
Andy De Jesus	11	11		
Cole Fabio	12	7	5	
Wilfredo Gimenez	2	2		
Mitch Glasser	1	1		
Ronnie Mitchell	2	2		
Andy Paz	3	1	2	
John Price Jr.				
Tillman Pugh	5	5		
Randy Santiesteban				
Will Savage	4	4		
Jeffrey Sneed				
Colin Willis	4	4		
Reggie Wilson	10	7	3	
Totals	74	62	12	

Additional Offensive Statistics (Includes Playoffs)

Home Run Breakdown

Player	#	Solo	2-Run	3-Run	GS	RHP	LHP	H/A	Record	Most Recent
D.K. Carey	3	1	1	1		2	1	1/2	2-1	Nordgren (8/30 @ SF)
Garrett Copeland	3	1	1	1		3		0/3	2-1	Wheeler (8/12 @ STP)
Alex Crosby	6	4	1	1		4	2	1/5	5-1	Esch (8/31 @ SF)
Andy De Jesus	1	1				1		0/1	1-0	Gomez (7/27 Game 1 @ CLE)
Wilfredo Gimenez	3	3				3		0/3	3-0	Cooper (8/27 @ WIC)
K.C. Huth	1	1				1		0/1	1-0	Seyler (8/29 @ SF)
Ronnie Mitchell	1	1				1		0/1	1-0	Mortensen (7/28 @ CLE)
Andy Paz	1		1				1	1/0	1-0	McGovern (8/15 vs. WIN)
Tillman Pugh	7	4	2	1		6	1	3/4	6-1	Bleday (9/2/18 vs. KC)
Randy Santiesteban	9	4	4		1	8	1	5/4	6-2	Adkins (9/1 vs. KC)
Will Savage	1		1			1		1/0	1-0	Quan (7/11 vs. TX)
Colin Willis	9	5	3	1		9		1/8	6-1	Seyler (8/29 @ SF)
Reggie Wilson	1	1				1		0/1	1-0	Tamburino (7/1 Game 1 @ LIN)
Totals	46	25	14	5	1	39	6	13/33	27-8	Bleday (9/2 vs. KC)

Additional Home Run Statistics

0 Outs: 21

1 Out: 12

2 Outs: 13

1st Inning: 8 **2nd Inning:** 5 **3rd Inning:** 6 **4th Inning:** 7 **5th Inning:** 6 **6th Inning:** 6 **7th Inning:** 3 **8th Inning:** 2 **9th Inning:** 2 **Extras:** 1

Team Multi-Home Run Games: 9 (5/27 @ STP, 6/10 @ FM, 6/26 @ CHI, 7/1 Game 1 @ LIN, 7/18 @ FM, 7/28 @ CLE, 8/21 Game 2 @ CHI, 8/29 @ SF & 9/1 vs. KC)

Walk-Off Home Runs: Pugh (8/7 vs. LIN)

Back-to-Back Home Runs:

Leadoff Home Runs (Game, not inning): 2 Crosby (6/10 @ FM), Wilson (7/1 Game 1 @ LIN)

Inside-The-Park-Home Runs:

Pinch-Hit Home Runs:

Player	#	Multi-Hit Games				Multi-RBI Games					Multi-Run Games				Multi-HR Games			
		2-Hits	3-Hits	4-Hits	5+ Hits	#	2 RBI	3 RBI	4 RBI	5+ RBI	#	2 Runs	3 Runs	4 Runs	5+ Runs	#	2-HR	3+ HR
Christoph Bono	2	2									1	1						
D.K. Carey	18	12	4	2		10	7	3			9	8	1					
Garrett Copeland	6	4	1	1		4	3		1		4	4						
Alex Crosby	28	25	3			5	3	1	1		10	10						
Andy De Jesus	21	16	5			9	6	3			7	5	2					
Cole Pabio	19	17	2			7	6	1			4	4						
Wilfredo Gimenez	18	18				5	5				1	1						
Mitch Glasser	6	5	1			1	1				1		1					
K.C. Huth	1	1									1	1						
Ronnie Mitchell	13	10	2		1	5	3	2			3	2	1					
Andy Paz	19	15	3	1		9	7	1	1		6	6						
John Price Jr.	2	2																
Tillman Pugh	17	10	5	2		8	6	2			4	4						
Randy Santiesteban	20	18	2			9	6		3		11	11				1	1	
Will Savage	11	10	1			2	1	1			2	2						
Jeffrey Sneed	1		1								1	1						
Colin Willis	24	20	4			6	1	3	2		10	9	1			1	1	
Reggie Wilson	13	10	3			4	4				6	5	1					
Totals	237	194	37	6		94	60	16	8		77	70	7			1	1	

Starting Lineup Breakdown (Includes Playoffs)

Win-Loss Record By Position (Starts)

Player	C	1B	2B	3B	SS	LF	CF	RF	DH
Christoph Bono							8-10		
D.K. Carey							30-25	16-8	0-1
Garrett Copeland		4-9	11-4	10-10		1-0			4-4
Sonny Cortez							1-0		
Alex Crosby		50-33		1-0				1-1	2-3
Andy De Jesus					44-31				2-1
Cole Fabio			40-34						1-0
Wilfredo Gimenez	34-22								4-3
Mitch Glasser				11-7	0-1				2-3
K.C. Huth							6-2		
Ronnie Mitchell						6-6		4-0	14-6
Andy Paz	24-22	5-2							7-6
John Price Jr.						3-1	0-1	1-5	1-2
Tillman Pugh						21-9	1-1	0-1	6-4
Randy Santiesteban		1-0		32-24	5-5				3-4
Will Savage			9-6	6-3	11-7	0-1			0-1
Jeffrey Sneed	2-0								
Colin Willis						6-4		38-29	12-5
Reggie Wilson						23-23	14-5		2-1

Win-Loss Record By Batting Order (Starts)

Player	1st	2nd	3rd	4th	5th	6th	7th	8th	9th
Christoph Bono							2-2	6-8	
D.K. Carey	3-1	12-7	1-1		13-15	1-2	6-2	5-2	6-3
Garrett Copeland	1-1	1-2	0-2	1-1	10-8	0-1	3-3	13-8	
Sonny Cortez								1-0	
Alex Crosby	39-22	2-2		1-1			7-10	3-3	
Andy De Jesus	1-0	28-20					2-2	16-10	
Cole Fabio	1-0	3-2	1-0						37-32
Wilfredo Gimenez				1-0		32-21	1-0	4-4	
Mitch Glasser			13-11						
K.C. Huth							1-0	5-2	
Ronnie Mitchell	3-2			1-1	20-9		0-1		
Andy Paz		1-2	4-2	0-3	7-3	24-20			
John Price Jr.					1-2			4-6	
Tillman Pugh	0-1	7-3	9-6	0-1	6-4	1-0	4-0	1-0	
Randy Santiesteban		4-6	32-22		3-2		2-3		
Will Savage	6-5	1-0			0-1		0-2	2-1	17-9
Jeffrey Sneed						2-0			
Colin Willis	0-1			56-37					
Reggie Wilson	6-11	1-0					32-18		

Comeback Wins, 7th Inning or Later (8)

Game	Largest Deficit	Inning	Go-Ahead	Score	Final Score
5/31 (G1) vs. CHI	4	2	Glasser 2-run 1B (6)	7-5	7-6 (7)
6/4 vs. WIN	3	3	Gimenez walk-off 1B (10)	4-3	4-3 (10)
6/7 @ FM	1	6	Wilson sacrifice fly (7)	3-2	3-2 (9)
6/10 @ FM	1	5	Willis 3-run HR (8)	8-5	9-7 (9)
6/13 @ WIN	2	5	Gimenez RBI 2B (10)	12-11	12-11 (10)
8/23 (G1) vs. FM	2	5	De Jesus walk-off 1B (9)	4-3	4-3 (9)
8/25 vs. FM	2	6	Willis RBI 1B (7)	3-2	4-2 (9)
9/3 vs. KC	2	6	Willis sacrifice fly (7)	3-2	3-2 (9)

Wins in Last At-Bat (11)

Game	Largest Deficit	Inning	Go-Ahead	Score	Final Score
5/31 (G1) vs. CHI	4	2	Glasser 2-run 1B (6)	7-5	7-6 (7)
6/2 vs. FM	0	N/A	Fabio sacrifice fly (8)	1-0	2-0
6/4 vs. WIN	3	3	Gimenez walk-off 1B (10)	4-3	4-3 (10)
6/13 @ WIN	2	5	Gimenez RBI 2B (10)	12-11	12-11 (10)
6/26 @ CHI	0	N/A	Santiesteban Solo HR (9)	3-2	6-2
5/31 (GM2) vs. CHI	0	N/A	Crosby walk-off 1B (14)	6-5	6-5 (14)
7/11 vs. TX	2	1	Fabio walk-off FC (9)	3-2	3-2
7/23 vs. STP	0	N/A	De Jesus walk-off sacrifice fly (11)	6-5	6-5 (11)
8/7 vs. LIN	0	N/A	Pugh walk-off home run (12)	2-1	2-1 (12)
8/18 vs. SF	0	N/A	Savage sacrifice fly (8)	4-3	4-3
8/23 (G2) vs. FM	2	5	De Jesus walk-off 1B (9)	4-3	4-3 (9)

Roster Breakdown

Previously Drafted	11	Previous MiLB Service Time	15	Previous MLB Service Time	1
2017 With Team	9	2016 With Team	7	2015 With Team	2
Rookies	8	LS-1	6	LS-2	4
LS-3	2	LS-4	3	LS-5	0
Veterans	3	Oldest	Jorge De Leon (08/15/87)	Youngest	Cole Fabio (07/05/95)
Average Age	26.01	U.S. States Represented	13	Cuban	1
Dominican	5	Venezuelan	1	Japanese	0

Record Breakdown (Includes Playoffs)

RailCats Record Breakdown			
	Total	Home	Road
Overall	59-41, 1-3	30-20, 1-1	29-21, 0-2
First Half	24-26	12-12	12-14
Second Half	35-15	18-8	17-7
Playoffs	1-3	1-1	0-2
Vs. North	41-24, 1-3	22-11, 1-1	19-13, 0-2
Vs. South	18-17	8-9	10-8
Morning Games	1-1		1-1
Day Games	10-9	8-6	2-3
Night Games	48-33, 1-3	23-14, 1-1	25-17, 0-2
Morning After Day/Night Game	1-1		1-1
Day After Night Game	8-5	6-4	2-1
After Off Day	9-3, 0-1	4-1	5-2, 0-1
RailCats Score First	47-12, 1-1	23-8, 1-0	24-4, 0-1
Opponent Scores First	12-29, 0-2	7-13, 0-1	5-16, 0-1
RailCats Score Last	36-12, 1-0	20-8, 1-0	16-4
Opponent Scores Last	23-28, 0-3	11-11, 0-1	12-17, 0-2
Games Won in Last At-Bat	10-4	8-3	2-1
Extra Innings	5-2	4-2	1-0
Doubleheaders	9-3	4-2	5-1
Vs. Right-Handed Starters	47-26, 1-2	23-11, 1-1	24-15, 0-1
Vs. Left-Handed Starters	12-15, 0-1	6-9	6-6, 0-1
RailCats Starter 6+ Innings	28-13	13-7	15-6
RailCats Starter 7+ Innings	11-12, 1-0	7-8, 1-0	4-4
RailCats Starter 8+ Innings	6-2, 0-1	5-0	1-2, 0-1
Starters	37-29, 1-0	22-14, 1-0	15-15, 0-2
Relievers	22-11, 0-1	10-6, 0-1	12-5
One-Run Games	16-13	9-7, 0-1	6-5
Two-Run Games	9-7	6-2	3-5
Three-Run Games	10-2	5-1	5-1
Four-Run+ Games	24-20, 1-2	9-11, 1-0	15-9, 0-2
Shutouts	7-7, 1-2	5-1, 1-1	2-6, 0-1
Series Record	18-11-3, 0-1	12-5-1, 0-1	6-6-2
Series Openers	18-14, 0-1	9-5	9-9, 0-1
Series Finales	19-13, 0-1	11-5, 0-1	8-8
Rubber Games	6-4	4-2	1-2
Series Sweeps	6-1	3-1	3-0
Series Splits	2-1	1-0	1-1
Leading After Six	47-3, 1-0	22-3, 1-0	25-0
Trailing After Six	5-33, 0-3	2-16, 0-1	3-17, 0-2
Tied After Six	7-5	4-1	2-4
Leading After Seven	49-2, 1-0	24-2, 1-0	25-0
Trailing After Seven	4-33, 0-3	2-15, 0-1	2-18, 0-2
Tied After Seven	5-5	4-2	1-3
Leading After Eight	44-0, 1-0	23-0, 1-0	21-0
Trailing After Eight	1-37, 0-3	1-16, 0-1	0-21, 0-2
Tied After Eight	6-2	4-2	2-0
When Hitting a Home Run	27-8	8-4	19-4
When Not Hitting a Home Run	32-33, 1-3	22-18, 1-1	10-17, 0-2
When Opponent Hits Home Run	20-24, 0-1	10-12	10-12, 0-1
When Opponent Doesn't Hit Home Run	38-17, 1-2	21-8, 1-2	17-9, 0-1
Outhit Opponents	40-4, 1-0	20-1, 1-0	20-3
Outhit by Opponent	14-34, 0-3	7-18, 0-1	7-16, 0-2
Equal Number of Hits	5-3	3-1	2-2
No Errors	28-14, 1-0	17-4, 1-0	11-10
Committing an Error	31-27, 0-3	13-16, 0-1	18-11, 0-2
One Error	17-18, 0-3	8-8, 0-1	9-19, 0-2
Two Errors	7-5	3-3	4-2
Three+ Errors	4-4	0-3	4-1
Opponent Commits an Error	45-21	21-9	24-12
No Errors by Opponent	14-20, 1-3	9-11, 1-1	5-9, 0-2
Monday Record	5-7	3-4	2-3
Tuesday Record	12-4	5-2	7-2
Wednesday Record	8-7, 0-1	5-4	3-3, 0-1
Thursday Record	7-2, 0-1	5-0	2-1, 0-1
Friday Record	10-6, 1-0	5-1, 1-0	5-5
Saturday Record	9-7, 0-1	5-4, 0-1	4-3
Sunday Record	8-8	2-5	6-3
May Record	8-5	5-2	3-3
June Record	13-13	7-6	6-7
July Record	19-10	6-5	13-5
August Record	17-12	10-6	7-6
September Record	2-1, 1-3	2-1, 1-1	0-0, 0-2
White Jerseys	20-14, 1-1	20-14, 1-1	
Grey Jerseys	19-16, 0-2		19-16, 0-2
Green Jerseys	12-8	2-2	10-6
"The Office" Wednesday Jerseys	6-3	6-3	
Throwback Uniforms	2-0	2-0	

RailCats vs. American Association						
	Total	Home	Road	1st Half	2nd Half	Playoffs
North	42-27	23-10	19-13	19-14	22-9	1-3
Chicago	9-6	5-3	4-3	7-5	2-1	
Fargo-Moorhead	10-3	5-2	5-1	5-2	5-1	
Sioux Falls	8-4	4-2	4-2	1-2	7-2	
St. Paul	8-9	5-3	3-5	3-3	4-3	1-3
Winnipeg	7-5	4-2	3-3	3-3	4-2	
South	18-17	8-9	10-8	5-11	13-6	Playoffs
Cleburne	7-0	2-0	5-0	2-0	5-0	
Kansas City	3-3	2-1	1-2	1-2	2-1	
Lincoln	2-4	1-2	1-2	1-2	1-2	
Sioux City	1-5	0-3	1-2	1-5	0-0	
Texas	2-3	1-2	1-1	0-2	2-1	
Wichita	3-2	2-1	1-1	0-0	3-2	

Individual Batting	
Most Runs, Game	3 (De Jesus, Mitchell, Willis & Wilson)
Most Hits, Game	5 (Mitchell)
Most Home Runs, Game	2 (Santiesteban & Willis)
Most RBIs, Game	4 (Copeland, Paz, Santiesteban, Willis)
Most Extra-Base Hits, Game	3 (Paz, Willis & Wilson)
Most Triples, Game	1 (Multiple)
Most Doubles, Game	3 (Wilson)
Most Walks, Game	3 (Carey, Willis & Wilson)
Most Strikeouts, Game	4 (Fabio)
Most Stolen Bases, Game	3 (Wilson)
Most Caught Stealing, Game	1 (Multiple)
Most Hit By Pitch, Game	2 (Savage)
Most Double Plays Hit Into, Game	2 (Paz)
Most Consecutive Hits	5 (Mitchell)
Most Consecutive Times to Reach Base	6 (Willis)
Most Consecutive Hitless At-Bats	19 (Santiesteban)
Most Plate Appearances, Game	8 (De Jesus, Mitchell)
Most At-Bats, Game	8 (De Jesus, Mitchell)
Longest Hitting Streak	18 (Paz)
Longest On-Base Streak	41 (Pugh)
Individual Pitching	
Most Innings Pitched, Starter	9 (Gunn & Minor)
Fewest Innings Pitched, Starter	1.2 (Liguori)
Most Innings Pitched, Reliever	7 (De Leon)
Fewest Innings Pitched, Reliever	+ (Perez)
Most Runs Allowed, Starter	9 (McKenzie)
Most Runs Allowed, Reliever	6 (Powell & Wright)
Most Unearned Runs Allowed, Starter	2 (Minor & Perez)
Most Unearned Runs Allowed, Reliever	2 (Quintana)
Most Home Runs Allowed, Starter	3 (McKenzie)
Most Home Runs Allowed, Reliever	3 (Powell)
Most Hits Allowed, Starter	15 (Liguori)
Most Hits Allowed, Reliever	9 (Powell)
Most Extra-Base Hits Allowed, Starter	6 (McKenzie)
Most Extra-Base Hits Allowed, Reliever	5 (Powell)
Most Walks, Starter	5 (Perez)
Most Walks, Reliever	4 (Holcombe)
Most Strikeouts, Starter	9 (Gunn, Minor, Perez & Wright)
Most Strikeouts, Reliever	10 (De Leon)
Most Hit Batters	2 (Perez)
Longest Winning Streak	8 (Minor)
Longest Losing Streak	6 (McKenzie)
Most Complete Games	3 (McKenzie)
Most Consecutive Scoreless Innings	23.1 (Steele)
Most Consecutive Hitless Innings	5.2 (Fowler)
Most Consecutive Batters Retired	16 (Fowler)
Most Consecutive Batters to Reach Base	7 (Wright)
Most Consecutive Strikeouts	4 (Perez & Quintana)
Longest No-Hit Stretch to begin Game	4.2 (Gunn, Perez & Steele)
Most Wild Pitches	3 (Steele)
Individual Defense	
Most Errors Game	2 (Copeland, Glasser & Willis)
Most Consecutive Games with an Error	2 (Copeland & Santiesteban)
Most Stolen Bases Allowed, Pitcher	3 (Holcombe)
Most Stolen Bases Allowed, Catcher	4 (Paz)
Most Caught Stealing, Pitcher	2 (Perez)
Most Caught Stealing, Catcher	4 (Gimenez)
Most Passed Balls, Game	1 (Gimenez, Paz & Sneed)
Most Pickoffs, Game	2 (McKenzie)
Most Outfield Assists, Game	2 (Wilson)

Season Highs & Lows (Includes Playoffs)

Team Miscellaneous

Largest Margin of Victory	12 (7/24 vs. SF)
Largest Margin of Defeat	10 (8/4 VS. WIC)
Largest Deficit to Overcome in Win	4 (5/31 Game 1 vs. CHI)
Largest Lead Relinquished to Lose	4 (Twice)
Most Games Above .500	18 (Twice)
Most Games Below .500	3 (5/23 - 5/25)
Largest Shutout Win	8 (7/25 vs. FM)
Largest Shutout Loss	8 (7/4 Game 2 vs. CHI)
Longest Game, Innings	16 (9/2 vs. KC)
Longest Game, Time (7 Innings)	3:55 (5/31 Game 2 vs. CHI)
Longest Game, Time (9 Innings)	3:29 (6/10 @ FM)
Longest Game, Time (All)	4:38 (9/2 vs. KC)
Shortest Game, Time (7 Innings)	1:25 (7/1 Game 2 @ LIN)
Shortest Game, Time (9 Innings)	2:08 (Twice)
Shortest Game, Time (All)	1:25 (7/1 Game 2 @ LIN)
Longest Winning Streak	8 (Twice)
Longest Losing Streak	5 (7/3 - 7/7)
Longest Home Winning Streak	6 (5/28 - 6/3)
Longest Road Winning Streak	8 (7/17 - 7/31)
Longest Home Losing Streak	4 (7/4 - 7/10)
Longest Road Losing Streak	3 (Twice)
Best Homestand (Percentage)833 (7/20 - 7/25)
Worst Homestand (Percentage)000 (7/4 vs. CHI)
Best Road Trip (Percentage)857 (7/27 - 8/1)
Worst Road Trip (Percentage)333 (7/6 - 7/8)
Largest Home Crowd	5,874 (6/15 vs. SC)
Largest Road Crowd	9,086 (5/26 @ STP)
Smallest Home Crowd	409 (9/8 vs. STP)
Smallest Road Crowd	1,021 (7/29 @ CLE)
Warmest Game Time Temperature	102F (7/29 @ CLE)
Coollest Game Time Temperature	52F (5/20 vs. STP)

Team Batting

Most Runs, Game	16 (5/26 @ STP)
Most Runs, Inning	8 (Multiple)
Most Hits, Game	21 (6/13 @ WIN)
Most Hits, Inning	7 (Multiple)
Fewest Hits, Game	2 (Twice)
Most Home Runs, Game	4 (7/1 Game 1 @ LIN)
Most Home Runs, Inning	2 (7/1 Game 1 @ LIN)
Most Extra-Base Hits, Game	7 (Multiple)
Most Extra-Base Hits, Inning	4 (6/25 vs. CHI)
Fewest Extra-Base Hits, Game	0 (Multiple)
Most Triples, Game	2 (6/1 vs. FM)
Most Doubles, Game	7 (5/26 @ STP)
Most Walks (9 Innings)	8 (Multiple)
Most Walks (All)	8 (Multiple)
Fewest Walks (9 Innings)	0 (Multiple)
Fewest Walks (All)	0 (Multiple)
Most Strikeouts (9 Innings)	14 (8/22 @ CHI)
Most Strikeouts (All)	15 (9/2 vs. KC)
Fewest Strikeouts (9 Innings)	1 (Twice)
Fewest Strikeouts (All)	1 (Twice)
Most Stolen Bases	5 (8/5 vs. WIC)
Most Caught Stealing	2 (Multiple)
Most Hit By Pitch	3 (Multiple)
Most Left on Base	15 (Twice)
Fewest Left on Base	2 (7/1 Game 2 @ LIN)
Most Double Plays Hit Into	3 (Multiple)
Most Consecutive Hits	7 (6/13 @ WIN)
Most Consecutive Batters to Reach Base	9 (7/29 @ CLE)
Most Consecutive Batters Retired	18 (8/24 vs. FM)
Most Plate Appearances, Game	65 (9/2 vs. KC)
Most Plate Appearances, Inning	12 (Multiple)
Most Consecutive Games With Home Run	5 (8/29 - 9/2)
Most Consecutive Games Without Home Run	12 (6/10 - 6/25)
Most Consecutive Scoring Innings	4.1 (Twice)

Team Pitching

Most Runs Allowed, Game	11 (Twice)
Most Runs Allowed, Inning	6 (6/13 @ WIN)
Most Unearned Runs Allowed, Game	2 (Multiple)
Most Unearned Runs Allowed, Inning	2 (Multiple)
Most Hits Allowed, Game	18 (6/3 vs. FM)
Most Hits Allowed, Inning	6 (7/23 vs. SF)
Fewest Hits Allowed, Game	3 (6/24 @ SC)
Most Home Runs Allowed, Game	4 (6/3 vs. FM)
Most Home Runs Allowed, Inning	2 (Twice)
Most Extra-Base Hits Allowed, Game	7 (8/4 vs. WIC)
Most Extra-Base Hits Allowed, Inning	3 (Multiple)
Most Triples Allowed, Game	3 (8/4 vs. WIC)
Most Doubles Allowed, Game	5 (8/12 @ STP)
Most Walks Allowed (9 Innings)	6 (Twice)
Most Walks Allowed (All)	6 (Multiple)
Fewest Walks Allowed (9 Innings)	0 (Multiple)
Fewest Walks Allowed (All)	0 (Multiple)
Most Strikeouts (9 Innings)	12 (7/28 @ CLE)
Most Strikeouts (All)	14 (6/13 @ WIN)
Most Consecutive Strikeouts	4 (Multiple)
Fewest Strikeouts (9 Innings)	2 (6/22 @ SC)
Fewest Strikeouts (All)	2 (6/22 @ SC)
Most Hit Batters	2 (Twice)
Most Pitchers Used, Game	5 (Multiple)
Most Pitchers Used, Inning	3 (7/22 vs. STP)
Most Consecutive Hits Allowed	5 (Twice)
Most Consecutive Batters to Reach Base	7 (7/4 Game 2 vs. CHI)
Most Consecutive Batters Retired	15 (8/7 vs. LIN)
Most Consecutive Games Allowing Home Run	5 (8/14 - 8/19)
Most Consecutive Games Not Allowing Home Run	4 (8/29 - 9/2)
Most Consecutive Scoring Innings	3.2 (7/7 @ SF)
Most Consecutive Scoreless Innings	15.1 (6/1 - 6/3)
Longest No-Hit Stretch to begin Game	4.2 (Multiple)
Most Wild Pitches	5 (7/3 @ CHI)
Most Balks	1 (8/18/18 vs. SF)

Team Defense

Most Errors, Game	3 (Multiple)
Most Errors, Game (Opponent)	4 (7/30 @ SF)
Most Consecutive Games with an Error	5 (6/3 - 6/7)
Most Consecutive Games without an Error	4 (Twice)
Most Stolen Bases Allowed	4 (6/7 @ FM)
Most Caught Stealing	4 (7/7 @ SF)
Most Pickoffs	2 (6/12 @ WIN)
Most Passed Balls	1 (5/18 vs. STP)
Most Double Plays Turned	3 (Multiple)
Most Outfield Assists	2 (Twice)

2018 Accolades

American Association Player of the Week

Colin Willis, OF: Week Ending June 10 (.440 AVG, .533 OBP, .800 SLG, 5 R, 5 BB, 3 2B, 2 HR, 6 RBIs)

American Association Pitcher of the Week

Daniel Minor, RHP: Week Ending June 24 (2-0, 0.66 ERA, 13.2 IP, 1 R, 1 ER, 7 H, 3 BB, 11 K; Minor also threw his first career complete game shutout, retired a season-high 14 consecutive batters and 18 of the first 20 batters he faced on 6/24 @ SC)

Daniel Minor, RHP: Week Ending July 29 (1-0, 0.00 ERA, 1 GS, 9 IP, 0 R/0 ER, 6 H, 3 BB, 8 K; Minor's start on 7/25 earned him his second League Pitcher of the Week honor after throwing his first career 9-inning complete game shutout (second complete game shutout this season), eighth consecutive win and league-high 11th win before signing with the Saraperos de Saltillo of the Mexican League the next day.

American Association Player of the Month

American Association Pitcher of the Month

American Association Postseason All-Stars

Transactions (Includes Playoffs)

2018 Opening Day Roster (23 Active + 1 Disabled List) = 24 Total

Pitchers (10) Jack Fowler, Alex Gunn, Lars Liguori, Daniel Minor, Sam Myers, Gabe Perez, Chris Powell, Myles Smith, Keaton Steele, Chuck Weaver

Catchers (3) Wilfredo Gimenez, Andy Paz, Jeffrey Sneed

Infielders (5) Garrett Copeland, Alex Crosby, Cole Fabio, Mitch Glasser, Randy Santiesteban

Outfielders (5) Christoph Bono, D.K. Carey, John Price Jr., Colin Willis, Reggie Wilson

Disabled List (1) LHP Jeff McKenzie

2018 Opening Day Lineup

1)	Alex Crosby	1B
2)	Randy Santiesteban	SS
3)	Mitch Glasser	3B
4)	Colin Willis	RF
5)	Andy Paz	DH
6)	Wilfredo Gimenez	C
7)	Reggie Wilson	LF
8)	Christoph Bono	CF
9)	Cole Fabio	2B
SP)	Daniel Minor	RHP

May Transactions (10)

- 17 Placed Jeff McKenzie on Disabled List retroactive to May 15
- 18 Announced the Opening Day roster
- 22 Released OF John Price Jr.
Activated Jeff McKenzie from the Disabled List
Placed RHP Sam Myers on the Disabled List retroactive to May 21 with a bruised right forearm
Signed RHP Adam Quintana
- 26 Signed INF Andy De Jesus
Released C Jeffrey Sneed
- 30 Traded RHP Chuck Weaver to the Florence Freedom (Frontier League) for future considerations
- 31 Activated RHP Sam Myers from the Disabled List

June Transactions (14)

- 1 Re-signed OF John Price Jr.
Released RHP Sam Myers
- 3 Placed IF Randy Santiesteban on the Disabled List retroactive to June 2 with a strained left hamstring
Signed IF Will Savage
- 4 Released RHP Chris Powell
Signed RHP Jeremy Holcombe
- 11 Activated IF Randy Santiesteban from the Disabled List
Placed OF John Price Jr. on the Disabled List retroactive to June 9
- 16 Released RHP Jeremy Holcombe
Signed RHP Brendan Jenkins
- 19 Activated OF John Price Jr. from the Disabled List
Placed IF/OF Mitch Glasser on Irrevocable Waivers
- 27 Placed LHP Lars Liguori on the Disabled List
Re-signed RHP Yasutomo Kubo

July Transactions (18)

- 4 Traded OF John Price Jr. to the Gateway Grizzlies of the Frontier League for future considerations
Re-signed RHP Christian Herstine
Activated LHP Lars Liguori from the Disabled List
Placed LHP Alex Gunn on the Disabled List
- 9 Traded RHP Yasutomo Kubo to the Sugar Land Skeeters of the Atlantic League for future considerations
Re-signed OF Tillman Pugh
- 11 Activated LHP Alex Gunn from the Disabled List
Released OF Christoph Bono
- 13 Signed OF Ronnie Mitchell
Placed RHP Brendan Jenkins on the Disabled List retroactive to July 11th

- 18 Activated RHP Brendan Jenkins from the Disabled List
Released RHP Christian Herstine
- 24 Signed RHP Scott Plaza
Released RHP Brendan Jenkins
- 26 RHP Daniel Minor signed with Saraperos de Saltillo of the Mexican League
- 27 Signed RHP Quinn DiPasquale
- 28 Placed LHP Lars Liguori on the Disabled List with left bicep tendinitis retroactive to July 23rd
Signed RHP Edward Cruz

August Transactions (20)

- 3 Re-signed RHP Jorge De Leon
Released RHP Edward Cruz
- 6 Released RHP Quinn DiPasquale
Activated LHP Lars Liguori from the Disabled List
- 13 Traded OF Reggie Wilson to the Rockland Boulders of the Canadian American Association of Professional Baseball (Can-Am League) for a player to be named later.
Released RHP Scott Plaza
Signed RHP Robbie Coursel and LHP Mario Samuels
- 20 Placed RHP Gabe Perez on the Disabled List retroactive to August 16th
Signed LHP Austin Wright
- 21 Placed LHP Alex Gunn on the Inactive List with left forearm tightness and a left elbow strain retroactive to Aug. 20th
Signed OF Sonny Cortez
- 23 Released LHP Alex Gunn
Released OF Sonny Cortez
Moved RHP Gabe Perez from the Disabled List to the Inactive List
Placed RHP Robbie Coursel to the Inactive List
Signed and placed IF Kevin Riley on the Inactive List
Placed RHP Peyton Sanderlin on the Disabled List retroactive to Aug. 23
Re-signed C Jeffrey Sneed
Acquired OF K.C. Huth from the Cleburne Railroaders in exchange for future considerations

September Transactions (5)

- 3 Activated RHP Peyton Sanderlin from the 7-Day Disabled List
Placed LHP Mario Samuel on the 7-Day Disabled List retroactive to September 2nd
- 4 Released C Jeffrey Sneed
Activated RHP Gabe Perez from the Inactive List
Announced the North Division Series Playoff Roster

First Half Day-By-Day

2018 Season Breakdown

#	Date	Opp.	W/L	Score	RailCats				Opponent				Winning Pitcher	Losing Pitcher	Save	Place	GA/GB	Att.	Time	
					Record	R	H	E	LOB	R	H	E								LOB
1	May 18	STP	W	10-5	1-0	10	12	0	9	5	7	2	6	Minor (1-0)	Esch (0-1)	--	T-1st	0	3,508	2:39
2	May 19	STP	L	8-3	1-1	3	9	2	11	8	16	2	8	Wheeler (1-0)	Powell (0-1)	--	T-2nd	-1	2,115	2:57
3	May 20	STP	L	4-3 (11)	1-2	3	6	3	9	4	12	0	13	Boelter (1-0)	Steele (0-1)	--	T-4th	-1	3,171	3:44
4	May 22	@KC	W	6-2	2-2	6	9	1	7	2	6	0	6	McKenzie (1-0)	Collier (0-1)	--	T-4th	-1.5	5,029	2:57
5	May 23	@KC	L	5-3	2-3	3	12	1	9	5	12	0	8	Astin (1-0)	Quintana (0-1)	Winiarski (2)	T-4th	-2.5	2,860	3:10
6	May 24	@KC	L	5-3	2-4	3	3	0	4	5	9	2	7	Adkins (1-1)	Gunn (0-1)	Winiarski (3)	T-4th	-3	4,232	2:41
7	May 25	@STP	L	5-0	2-5	0	6	0	6	5	10	1	6	Medina (1-0)	Weaver (0-1)	--	T-4th	-4	8,110	2:17
8	May 26	@STP	W	16-7	3-5	16	19	2	6	7	12	2	10	Powell (1-1)	Malm (0-1)	--	T-4th	-3	9,086	3:15
9	May 27	@STP	W	3-2	4-5	3	9	1	7	2	8	3	7	Minor (2-0)	Nittoli (1-1)	Perez (1)	4th	-2	8,519	3:05
10	May 28	CHI	W	4-2	5-5	4	9	2	11	2	7	1	6	Gunn (1-1)	Wagner (0-1)	Smith (1)	4th	-2	3,634	3:03
11	May 29	CHI	W	6-3	6-5	6	5	0	8	3	10	3	9	Liguori (1-0)	Goossen-Brown (0-2)	Perez (2)	T-3rd	-2	1,708	3:02
	May 30	CHI																		
Postponed due to rain. Game to be made up as a doubleheader on Thursday, May 31st.																				
12	May 31 (Gm.1)	CHI	W	7-6 (7)	7-5	7	10	0	6	6	9	0	6	Quintana (1-1)	Grover (0-1)	Perez (3)	T-2nd	-1.5	--	2:25
13	May 31 (Gm.2)*	CHI	W	6-5 (14)	8-5	6	9	1	8	5	11	0	7	Jenkins (1-0)	Carkuff (1-1)	--	1st	+0.5	2,976	3:55
May (8-5, 2nd in North Division, .273 AVG, 4.46 ERA)																				
14	June 1	FM	W	6-4	9-5	6	5	0	6	4	11	3	6	Minor (3-0)	Solomon (1-2)	Perez (4)	2nd	-1.5	4,989	2:43
15	June 2	FM	W	2-0	10-5	2	6	0	5	0	7	1	6	Gunn (2-1)	McNutt (0-2)	--	2nd	-0.5	3,963	2:23
16	June 3	FM	L	10-2	10-6	2	11	1	11	10	18	0	6	Kessay (1-0)	Liguori (1-1)	--	2nd	-1.5	4,496	3:08
17	June 4	WIN	W	4-3 (10)	11-6	4	9	1	10	3	11	1	9	Steele (1-1)	Hartman (0-1)	--	2nd	-0.5	2,082	3:20
18	June 5	WIN	L	4-3	11-7	3	5	1	3	4	7	1	5	Carl (2-1)	Minor (3-1)	Capellan (8)	2nd	-1.5	2,282	2:50
19	June 6	WIN	W	6-2	12-7	6	12	2	5	2	5	0	7	Gunn (3-1)	Boshers (0-3)	--	2nd	-1.5	2,835	2:39
20	June 7	@FM	W	3-2	13-7	3	4	3	8	2	8	1	8	Holcombe (1-0)	Woock (0-1)	Perez (5)	2nd	-1	4,462	3:19
21	June 8	@FM	W	2-1	14-7	2	7	0	8	1	4	2	4	McKenzie (2-0)	Kessay (1-1)	Smith (2)	2nd	-1	2,551	2:38
22	June 9	@FM	L	3-1	14-8	1	6	1	9	3	7	2	6	Waite (1-1)	Minor (3-2)	McCurry (4)	2nd	-1	2,917	2:34
23	June 10	@FM	W	9-7	15-8	9	17	0	12	7	11	0	7	Quintana (2-1)	Nivar (0-1)	--	2nd	-1	3,552	3:29
24	June 11	@WIN	L	2-1	15-9	1	6	0	6	2	8	0	6	Boshers (1-3)	Liguori (1-2)	Capellan (11)	2nd	-1	5,992	2:23
25	June 12	@WIN	L	4-1	15-10	1	7	0	10	4	9	1	7	McVey (1-0)	Holcombe (1-1)	Capellan (12)	T-2nd	-2	3,541	2:30
26	June 13	@WIN	W	12-11 (10)	16-10	12	21	1	12	11	14	1	10	Steele (2-1)	Capellan (0-2)	Quintana (1)	2nd	-1	3,679	4:19
27	June 15	SC	L	6-1	16-11	1	6	1	11	6	11	0	6	Picht (1-1)	Gunn (3-2)	--	2nd	-1	5,874	3:25
28	June 16	SC	L	5-1	16-12	1	6	3	4	5	8	0	4	Vernia (3-1)	Liguori (1-3)	--	T-2nd	-1	3,814	2:47
29	June 17	SC	L	8-1	16-13	1	7	0	4	8	16	0	7	Mateo (4-2)	McKenzie (2-1)	--	3rd	-2	3,284	2:34
30	June 19	CLE	W	3-1	17-13	3	10	1	9	1	5	1	4	Minor (4-2)	Mortensen (1-2)	Quintana (2)	2nd	-2	2,386	2:39
31	June 20	CLE	W	8-1	18-13	8	11	0	6	1	6	0	6	Gunn (4-2)	Mouzakes (1-2)	--	2nd	-1.5	4,293	2:45
	June 21	CLE																		
Postponed due to rain. Game to be made up as a doubleheader on Friday, July 27th, in Texas.																				
32	June 22	@SC	L	4-0	18-14	0	7	0	7	4	12	0	7	Vernia (4-1)	Liguori (1-4)	--	T-2nd	-1	1,089	2:34
33	June 23	@SC	L	7-0	18-15	0	8	3	9	7	13	2	7	Mateo (5-2)	McKenzie (2-2)	--	3rd	-1	2,040	2:40
34	June 24	@SC	W	3-0 (7)	19-15	3	7	0	4	0	3	3	5	Minor (5-2)	Dykstra (5-2)	--	T-2nd	-1	829	2:22
35	June 25	@CHI	L	7-6	19-16	6	13	1	8	7	12	0	4	Carkuff (1-0)	Smith (0-1)	--	T-2nd	-1	2,340	3:00
36	June 26	@CHI	W	6-2	20-16	6	10	3	4	2	11	1	9	Perez (1-0)	Grover (0-2)	--	T-1st	0	2,417	2:24
37	June 27	CHI	L	4-3	20-17	3	5	0	6	4	8	1	5	Mascheri (1-0)	McKenzie (2-3)	Downing (7)	1st	+0.5	2,596	2:37
38	June 28	CHI	W	7-0	21-17	7	12	0	6	0	6	2	4	Minor (6-2)	Root (2-5)	--	1st	+0.5	3,827	2:41
39	June 29	@LIN	L	8-2	21-18	2	8	1	8	8	12	1	6	Wooten (1-2)	Gunn (4-3)	--	1st	+0.5	3,755	2:54
	June 30	@LIN																		
Postponed due to rain. Game to be made up as a doubleheader on Wednesday, July 4th.																				
June (13-13, T-1st in North Division, .263 AVG, 3.85 ERA)																				
40	July 1 (Gm.1)	@LIN	W	5-2	22-18	5	8	0	2	2	4	1	5	Jenkins (2-0)	Tamburino (4-2)	Quintana (3)	1st	+1	--	2:00
41	July 1 (Gm.2)	@LIN	L	1-0	22-19	0	4	0	3	1	2	0	2	Robichaux (2-3)	McKenzie (2-4)	--	1st	+0.5	3,532	1:25
42	July 2	@CHI	W	5-1	23-19	5	8	0	7	1	10	1	8	Minor (7-2)	Barnes (0-1)	--	1st	+1.5	1,541	2:45
43	July 3	@CHI	L	7-5	23-20	5	11	0	7	7	14	1	10	Carkuff (2-1)	Steele (2-2)	--	1st	+0.5	5,278	3:00
44	July 4 (Gm.1)	CHI	L	5-4 (7)	23-21	4	3	1	3	5	10	2	7	Perez (2-2)	Fowler (0-1)	Downing (11)	2nd	-0.5	4,989	2:12
45	July 4 (Gm.2)^	CHI	L	8-0 (7)	23-22	0	3	3	6	8	8	0	2	Mascheri (3-0)	Liguori (2-7)	--	2nd	-0.5	--	2:13
46	July 6	@SF	L	1-0	23-23	0	5	1	4	1	6	0	5	Pimentel (3-1)	McKenzie (2-5)	Schepel (3)	T-2nd	-0.5	4,012	2:08
47	July 7	@SF	L	7-5	23-24	5	10	0	4	7	13	2	7	Straka (2-0)	Jenkins (2-1)	Schepel (4)	3rd	-1.5	3,071	3:08
48	July 8	@SF	W	6-4	24-24	6	7	1	9	4	12	3	9	Minor (8-2)	Esch (4-3)	Herstine (1)	3rd	-1	2,114	3:20
49	July 9	TEX	L	5-3	24-25	3	6	1	6	5	11	1	8	Weiqlang (4-4)	Liguori (1-5)	Contreras (4)	3rd	-2	3,595	2:39
50	July 10	TEX	L	7-4	24-26	4	11	1	15	7	11	0	4	Matzek (2-5)	McKenzie (2-6)	Contreras (5)	3rd	-2.5	3,798	2:52

* = Game 2 of May 31st doubleheader was suspended with the score tied at 5-5 after the 10th inning due to League Curfew. Play resumed and finished on June 27th.

^ = Game 2 of July 4th doubleheader was suspended with two outs in the top of 2nd inning in Gary with Chicago leading 2-0. Play resumed and finished on Aug. 20th in Chicago.

First Half (24-26, 3rd in North Division, .258 AVG, 4.02 ERA)

Second Half Day-By-Day

2018 Season Breakdown

#	Date	Opp.	W/L	Score	RailCats				Opponent				Winning Pitcher	Losing Pitcher	Save	Place	GA/GB	Att.	Time	
					Record	R	H	E	LOB	R	H	E								LOB
51	July 11	TEX	W	3-2	25-26	3	4	0	8	2	7	1	3	Smith (1-1)	Yanyong (0-3)	--	3rd	-3	3,904	2:41
52	July 13	@WIN	W	8-1	26-26	8	12	0	5	1	4	3	10	Perez (2-0)	Herron (4-6)	--	3rd	-3	3,797	2:57
53	July 14	@WIN	W	9-5	27-26	9	14	0	11	5	10	2	6	Minor (9-2)	McGovern (3-6)	Smith (3)	3rd	-3	4,042	3:06
54	July 15	@WIN	L	10-6	27-27	6	9	1	5	10	15	1	6	Boshers (3-5)	Liguori (1-6)	--	3rd	-3	5,400	2:26
55	July 17	@FM	W	3-2	28-27	3	5	0	5	2	9	2	8	Gunn (5-3)	Kessay (3-3)	Quintana (4)	3rd	-3	4,494	2:59
56	July 18	@FM	W	8-2	29-27	8	10	1	7	2	6	1	4	Perez (3-0)	Brown (3-1)	McKenzie (3)	3rd	-2.5	3,502	2:42
July 19		@FM	Postponed due to rain. Game to be made up as a doubleheader on Thursday, Aug. 23rd, in Gary. Gary will serve as the home team in both games.																	
57	July 20**	STP	W	3-0	30-27	3	10	0	7	0	4	0	5	Minor (10-2)	Foss (1-2)	Quintana (5)	3rd	-1.5	3,639	2:20
58	July 21	STP	W	6-1 (7)	31-27	6	12	0	8	1	8	2	9	McKenzie (3-6)	Schlosser (2-1)	--	2nd	-0.5	2,915	2:12
59	July 22	STP	W	6-5 (11)	32-27	6	11	1	9	5	11	1	8	Smith (2-1)	Matthys (5-4)	--	1st	+0.5	3,645	3:14
60	July 23	SF	L	10-4	32-28	4	7	1	5	10	12	1	7	Fritze (3-2)	Perez (3-1)	--	T-2nd	-0.5	2,518	2:48
61	July 24	SF	W	15-3	33-28	15	15	2	8	3	4	1	3	Gunn (6-3)	Nordgren (0-3)	--	2nd	-0.5	3,915	2:45
62	July 25	SF	W	8-0	34-28	8	10	0	9	0	6	2	6	Minor (11-2)	Wolfe (0-3)	--	1st	+0.5	3,678	2:44
63	July 27 (Gm.1)	@CLE	W	7-3 (7)	35-28	7	13	1	6	3	8	2	7	McKenzie (4-6)	Gomez (0-4)	--	1st	+0.5	--	2:13
64	July 27 (Gm.2)	@CLE	W	9-3 (7)	36-28	9	12	1	9	3	7	0	4	Smith (3-1)	Gunn (2-4)	--	1st	+0.5	1,349	2:49
65	July 28	@CLE	W	11-4	37-28	11	10	2	3	4	7	1	4	Plaza (1-0)	Mortensen (3-5)	--	1st	+1	1,537	2:53
66	July 29	@CLE	W	15-8	38-28	15	13	1	4	8	8	2	6	DiPasquale (1-0)	Hodges (2-4)	--	1st	+1	1,021	3:09
67	July 30	@CLE	W	11-5	39-28	11	19	0	10	5	7	3	4	Gunn (7-3)	Mincey (0-8)	--	1st	+1	1,042	3:01
68	July 31	@TEX	W	4-0	40-28	4	10	0	9	0	5	1	7	Steele (3-2)	Weiqiang (4-6)	--	1st	+1	1,113	2:32
July (19-10, 1st in North Division, .291 AVG, 3.08 ERA)																				
69	August 1	@TEX	L	2-1	40-29	1	2	0	7	2	12	0	9	Wright (3-2)	McKenzie (4-7)	Contreras (9)	1st	+1	1,168	2:22
70	August 3	WIC	W	7-2	41-29	7	11	1	4	2	7	0	11	Perez (4-1)	Harman (8-3)	--	1st	+1.5	4,382	2:58
71	August 4	WIC	L	11-1	41-30	1	8	1	9	11	17	0	7	Cooper (8-5)	Gunn (7-4)	--	1st	+1.5	3,590	2:45
72	August 5	WIC	W	4-1	42-30	4	9	1	7	1	6	0	10	Steele (4-2)	Gillies (6-4)	--	1st	+1.5	3,726	2:55
73	August 6	LIN	L	4-3	42-31	3	7	1	8	4	8	0	9	Kinman (5-2)	McKenzie (4-8)	Jose (10)	1st	+0.5	1,869	2:54
74	August 7	LIN	W	2-1 (12)	43-31	2	11	0	11	1	7	1	6	Liguori (2-6)	Martis (1-4)	--	1st	+1.5	3,320	3:25
75	August 8	LIN	L	5-1	43-32	1	5	0	7	5	11	0	6	Wooten (2-6)	Gunn (7-5)	--	1st	+1.5	3,496	2:30
76	August 9	@STP	L	7-5	43-33	5	12	0	11	7	9	0	4	Medina (7-2)	Steele (4-3)	Thome (3)	1st	+1	8,390	2:43
77	August 10	@STP	L	9-1	43-34	1	5	2	6	9	12	1	7	Nunn (5-2)	McKenzie (4-9)	--	T-1st	0	8,792	2:24
78	August 11	@STP	W	4-2	44-34	4	10	0	9	2	10	2	10	Plaza (2-0)	Devine (4-3)	Quintana (6)	1st	+1	8,252	3:14
79	August 12	@STP	L	9-5	44-35	5	8	2	5	9	16	0	11	Matthys (6-7)	Gunn (7-6)	--	T-1st	0	8,711	2:52
80	August 13	WIN	L	2-1	44-36	1	6	1	9	2	5	1	3	Lambson (8-3)	Steele (4-4)	Capellan (20)	T-1st	0	1,989	2:14
81	August 14	WIN	W	5-2	45-36	5	8	1	3	2	11	2	9	McKenzie (5-9)	Boshers (3-9)	Quintana (7)	T-1st	0	3,318	2:34
82	August 15	WIN	W	6-4	46-36	6	11	0	7	4	9	2	8	Perez (5-1)	McGovern (4-10)	Quintana (8)	T-1st	0	2,095	2:50
83	August 17	SF	W	4-3	47-36	4	5	2	4	3	6	0	10	Gunn (8-6)	Martin (0-1)	Quintana (9)	2nd	-0.5	3,980	3:06
84	August 18	SF	W	4-3	48-36	4	9	0	9	3	9	1	10	De Leon (1-0)	LaMarche (1-2)	--	1st	+0.5	3,623	2:44
85	August 19	SF	L	6-4	48-37	4	7	2	7	6	10	1	6	Fritze (4-2)	Quintana (2-2)	Schepel (11)	T-1st	0	3,992	2:50
August 20		@CHI	Postponed due to rain. Game to be made up as a doubleheader on Tuesday, Aug. 21st.																	
86	August 21 (Gm.1)	@CHI	W	5-1 (7)	49-37	5	8	1	6	1	4	0	5	Liguori (3-8)	Goossen-Brown (6-7)	--	2nd	-1	--	1:51
87	August 21 (Gm.2)	@CHI	W	5-1 (7)	50-37	5	9	3	7	1	5	0	5	Samuel (1-0)	Carkuff (5-5)	--	2nd	-0.5	1,977	2:15
88	August 22	@CHI	L	4-0	50-38	0	5	1	6	4	10	0	6	Thorpe (3-4)	Steele (4-5)	--	2nd	-1.5	2,061	2:25
89	August 23 (Gm.1)	FM	W	4-3 (9)	51-38	4	10	0	9	3	8	0	6	Fowler (1-1)	McCurry (3-3)	--	2nd	-1	--	2:47
90	August 23 (Gm.2)	FM	W	3-0 (7)	52-38	3	8	1	7	0	3	0	5	Sanderflin (1-0)	Gregory (3-4)	Smith (4)	2nd	-1	2,876	1:53
91	August 24	FM	L	7-1	52-39	1	2	0	2	7	13	0	11	McNutt (7-7)	Wright (0-1)	--	2nd	-2	5,106	3:03
92	August 25	FM	W	4-2	53-39	4	8	1	9	2	8	1	5	De Leon (2-0)	Broussard (0-1)	Quintana (10)	2nd	-1	4,989	3:00
93	August 27	@WIC	L	8-3	53-40	3	9	0	8	8	8	0	3	Cooper (10-6)	Steele (4-6)	--	2nd	-2	2,374	2:42
94	August 28	@WIC	W	11-9	54-40	11	17	1	11	8	13	3	9	McKenzie (5-9)	Gillies (7-6)	--	2nd	-2	--	3:25
95	August 29	@SF	W	4-1	55-40	4	6	1	5	1	7	2	8	Wright (1-1)	Seyler (1-4)	De Leon (1)	2nd	-2	3,426	2:54
96	August 30	@SF	W	6-3	56-40	6	10	1	9	3	10	4	10	Liguori (4-7)	Nordgren (2-6)	Fowler (1)	2nd	-1	1,523	2:54
97	August 31	@SF	W	6-5	57-40	6	10	3	8	5	9	1	9	Smith (4-1)	Esch (8-6)	Quintana (11)	T-1st	0	--	3:05
August (17-12, .253 AVG, 3.86 ERA)																				
98	September 1	KC	W	9-1	58-40	9	14	0	8	1	5	1	5	Samuel (2-0)	Adkins (6-7)	--	1st	+1	3,020	2:25
99	September 2	KC	L	3-2 (16)	58-41	3	12	2	15	2	10	2	7	Mazzoccoli (4-2)	De Leon (2-1)	Calvano (1)	T-1st	0	4,890	4:38
100	September 3	KC	W	3-2	59-41	3	9	0	9	2	8	1	7	Sanderflin (2-0)	Calvano (0-1)	Quintana (12)	T-1st	0	3,486	3:14

** = Play was suspended after neither team scored in the first inning due to rain and unplayable field conditions. Play resumed and finished on July 21st.

September Regular Season (2-1, .288 AVG, 1.50 ERA)

Second Half (35-15, 1st in North Division, .278 AVG, 3.38 ERA)

Regular Season (59-21, T-1st in North Division, .268 AVG, 3.65 ERA)

Playoffs Day-By-Day

#	Date	Opp.	W/L	Score	Record	RailCats				Opponent				Winning Pitcher	Losing Pitcher	Save	Place	GA/GB	Att.	Time
						R	H	E	LOB	R	H	E	LOB							
	September 4	@SP				Postponed due to rain. Game one of North Division Series will now begin on Wednesday, Sept. 5th.														
1	September 5	@SP	L	4-0	0-1	0	3	1	5	4	7	0	5	Nunn (1-0)	Steele (0-1)	--	--	--	2,155	2:08
2	September 6	@SP	L	8-2	0-2	2	5	1	5	8	11	0	9	Medina (1-0)	Liguori (0-1)	--	--	--	2,334	2:51
3	September 7	SP	W	5-0	1-2	5	11	0	8	0	6	0	7	McKenzie (1-0)	Matthys (0-1)	--	--	--	738	2:19
4	September 8	SP	L	1-0	1-3	1	6	0	10	0	5	1	5	Foss (1-0)	De Leon (0-1)	--	--	--	409	2:56


**St. Paul wins North Division Series, 3-1, and advances to American Association Championship Series
North Division Series (1-3, .192 AVG, 2.91 ERA)**

Gary SouthShore RailCats Record Book

Mike Massaro, OF
2009 Northern
League All-Star



Wille Glen, SP
2-Time Northern
League Pitcher of
the Year



Jay Pecci, SS
3-Time Northern
League All-Star



Year-By-Year Results

Year	Record	Place	League	Playoff Result
2002*	35-55	5th (South Division)	Northern League	Did not qualify for playoffs
2003	36-54	5th (North Division)	Northern League	Did not qualify for playoffs
2004	31-65	5th (North Division)	Northern League	Did not qualify for playoffs
2005	54-42	2nd (South Division)	Northern League	Defeated Fargo-Moorhead, 3-2, in Championship Series
2006	51-46	1st (South Division)	Northern League	<i>Defeated by Fargo-Moorhead, 3-1, in Championship Series</i>
2007	58-38	1st (South Division)	Northern League	Defeated Calgary, 3-2, in Championship Series
2008	56-40	2nd in League	Northern League	<i>Defeated by Kansas City, 3-1, in Championship Series</i>
2009	57-39	1st in League	Northern League	<i>Defeated by Fargo-Moorhead, 3-1, in Championship Series</i>
2010	52-48	4th in League	Northern League	<i>Defeated by Fargo-Moorhead, 3-0, in League Semifinals</i>
2011	54-46	2nd (Central Division)	American Association	Did not qualify for playoffs
2012	50-50	3rd (Central Division)	American Association	Did not qualify for playoffs
2013	58-41	2nd (Central Division)	American Association	Defeated Wichita, 3-1, in Championship Series
2014	53-47	2nd (Central Division)	American Association	Did not qualify for playoffs
2015	45-55	3rd (Central Division)	American Association	Did not qualify for playoffs
2016	52-48	2nd (Central Division)	American Association	Did not qualify for playoffs
2017	57-43	2nd (Central Division)	American Association	<i>Defeated by Wichita, 3-0, in League Semifinals</i>
2018	59-41	1st (North Division)	American Association	<i>Defeated by St. Paul, 3-1, in North Division Series</i>

* All games played on road

Career Hitting Leaders (Minimum 200 Games)

GAMES

1)	Jay Pecci, 2005-10	513
2)	Mike Massaro, 2009-13	483
3)	Mike Rohde, 2008-12	452

RUNS

1)	Mike Massaro, 2009-13	326
2)	Jay Pecci, 2005-10	294
3)	Adam Klein, 2010-13	268

HOME RUNS

1)	Cristan Guerrero, 2008-11	58
2)	Tanner Townsend, 2005-08,10	45
3)	Steve Haake, 2005-09	33

TOTAL BASES

1)	Mike Massaro, 2009-13	881
2)	Tanner Townsend, 2005-08, 10	741
3)	Jay Pecci, 2005-10	740

PLATE APPEARANCES

1)	Jay Pecci, 2005-10	2,257
2)	Mike Massaro, 2009-13	2,231
3)	Mike Rohde, 2008-12	1,877

STOLEN BASES

1)	Steve Haake, 2005-09	103
2)	Adam Klein, 2010-13	97
3)	Mike Massaro, 2009-13	57

ON-BASE PERCENTAGE

1)	Adam Klein, 2010-13	.400
2)	Mike Massaro, 2009-13	.379
3)	Eric McNamee, 2005-09	.378

HITS

1)	Mike Massaro, 2009-13	624
2)	Jay Pecci, 2005-10	548
3)	Steve Haake, 2005-09	466

DOUBLES

1)	Steve Haake, 2005-09	115
2)	Mike Massaro, 2009-13	111
3)	Jay Pecci, 2005-10	94

RBI

1)	Mike Massaro, 2009-13	285
2)	Steve Haake, 2005-09	275
3)	Tanner Townsend, 2005-08, 10	265

AT BATS

1)	Jay Pecci, 2005-10	1,987
2)	Mike Massaro, 2009-13	1,964
3)	Steve Haake, 2005-09	1,696

HIT BY PITCH

1)	Jay Pecci, 2005-10	48
2)	Chris Carrara, 2009-12	25
3)	Jose Yopez, 2005, 07	24

CAUGHT STEALING

1)	Steve Haake, 2005-09	31
2)	Adam Klein, 2010-13	27
3)	Mike Massaro, 2009-13	21

SLUGGING PERCENTAGE

1)	Cristan Guerrero, 2008-11	.483
2)	Mike Massaro, 2009-13	.450
2)	Tanner Townsend, 2005-08	.450

BATTING AVERAGE

1)	Mike Massaro, 2009-13	.317
2)	Drew Martinez, 2013-15	.313
2)	Adam Klein, 2010-13	.293

TRIPLES

1)	Mike Massaro, 2009-13	52
2)	Steve Haake, 2005-09	22
3)	Adam Klein, 2010-13	21

WALKS

1)	Adam Klein, 2010-13	284
2)	Eric McNamee, 2005-09	234
3)	Steve Haake, 2005-09	233

STRIKEOUTS

1)	Steve Haake, 2005-09	361
2)	Cristan Guerrero, 2008-11	342
3)	Tanner Townsend, 2005-08, 10	325

SACRIFICE FLIES

1)	Jay Pecci, 2005-10	27
2)	Mike Massaro, 2009-13	24
3)	Mike Rohde, 2008-12	22

GIDP

1)	Eric McNamee, 2005-09	47
2)	Jay Pecci, 2005-10	41
3)	Cristan Guerrero, 2008-11	40

OPS

1)	Cristan Guerrero, 2008-11	.842
2)	Mike Massaro, 2009-13	.830
2)	Tanner Townsend, 2005-08	.804

Career Pitching Leaders (Minimum 50 Games)

GAMES

1)	Travis Kerber, 2004-08	122
2)	Willie Glen, 2005-07, 10	88
3)	Benji Miller, 2002-04	84

ERA

1)	Jorge De Leon, 2016-18	1.92
2)	Tony Cogan, 2007-09	3.03
3)	Willie Glen, 2005-07, 10	3.03

STRIKEOUTS

1)	Willie Glen, 2005-07, 10	494
2)	Charle Rosario, 2015-17	298
3)	Stephen Hiscock, 2012-14	224

WALKS

1)	Willie Glen, 2005-07, 10	167
2)	Charle Rosario, 2015-17	106
3)	Jason Shelley, 2006-07	95

HIT BATSMEN

1)	Tony Cogan, 2007-09	21
2)	Morgan Coombs, 2012-14	20
2)	Willie Glen, 2005-07, 10	20

BALKS

1)	Willie Glen, 2005-07, 10	6
2)	Tony O'Donnell, 2003-04	5
2)	Andy Roberts, 2015-17	4

EARNED RUNS ALLOWED

1)	Morgan Coombs, 2012-14	205
2)	Willie Glen, 2005-07, 10	183
3)	Charle Rosario, 2015-17	160

GAMES STARTED

1)	Willie Glen, 2005-07, 10	86
2)	Charle Rosario, 2015-17	65
3)	Morgan Coombs, 2012-14	60

WINS

1)	Willie Glen, 2005-07, 10	43
2)	Charle Rosario, 2015-17	31
3)	Josh Habel, 2006-07	20

SAVES

1)	Andy Shipman, 2009-11	35
2)	Tony Cogan, 2007-09	25
3)	Jorge De Leon, 2016-18	22

SHUTOUTS

1)	Charle Rosario, 2015-17	3
2)	Willie Glen, 2005-07, 10	2
2)	Tony Cogan, 2007-09	2

WINNING PERCENTAGE

1)	Willie Glen, 2005-07, 10	.796
2)	Jorge De Leon, 2016-18	.688
3)	Charle Rosario, 2015-17	.646

HITS ALLOWED

1)	Willie Glen, 2005-07, 10	456
2)	Charle Rosario, 2015-17	406
3)	Morgan Coombs, 2012-14	388

HOME RUNS ALLOWED

1)	Morgan Coombs, 2012-14	47
2)	Willie Glen, 2005-07, 10	44
3)	Alex Gunn, 2016-18	33

INNINGS PITCHED

1)	Willie Glen, 2005-07, 10	544
2)	Charle Rosario, 2015-17	410.2
3)	Stephen Hiscock, 2012-14	341.2

OPPONENTS AVG

1)	Jorge De Leon, 2016-18	.197
2)	Andy Shipman, 2009-11	.204
3)	Willie Glen, 2005-07	.224

COMPLETE GAMES

1)	Charle Rosario, 2015-17	5
2)	Willie Glen, 2005-07, 10	4
2)	Alex Gunn, 2016-18	4

LOSSES

1)	Morgan Coombs, 2012-14	21
1)	Travis Kerber, 2012-14	21
3)	Charle Rosario, 2015-17	17

WILD PITCHES

1)	Willie Glen, 2005-07, 10	29
2)	Travis Kerber, 2004-08	19
2)	Jason Sheeley, 2004-08	19

RUNS ALLOWED

1)	Morgan Coombs, 2012-14	217
2)	Willie Glen, 2005-07, 10	206
3)	Charle Rosario, 2015-17	174

WHIP

1)	Andy Shipman, 2009-11	1.08
2)	Jorge De Leon, 2016-18	1.10
3)	Tony Cogan, 2007-09	1.12

RailCats Single-Season Hitting Leaders

GAMES

1)	Adam Klein, 2010	100
1)	Mike Rohde, 2011	100
1)	Mike Massaro, 2012	100

RUNS

1)	Daniel Pulfer, 2014	88
2)	Mike Massaro, 2012	76
3)	Adam Klein, 2011	75

HOME RUNS

1)	Cristan Guerrero, 2010	19
2)	Cristan Guerrero, 2008	16
3)	Jermaine Swinton, 2002	15

TOTAL BASES

1)	Mike Massaro, 2011	205
2)	Drew Martinez, 2014	197
3)	Mike Massaro, 2012	194

PLATE APPEARANCES

1)	Adam Klein, 2012	476
2)	Mike Massaro, 2012	469
3)	Mike Massaro, 2011	459

STOLEN BASES

1)	Billy Brown, 2003	32
2)	David Cooper, 2012	30
2)	Adam Klein, 2012	30

ON-BASE PERCENTAGE

1)	Tanner Townsend, 2008	.446
2)	Adam Klein, 2011	.423
3)	Adam Klein, 2013	.416

HITS

1)	Drew Martinez, 2014	153
2)	Mike Massaro, 2011	142
3)	Mike Massaro, 2012	135

DOUBLES

1)	Mike Rohde, 2011	32
2)	Mike Massaro, 2009	28
2)	Mike Massaro, 2011	28

RBI

1)	Tanner Townsend, 2008	84
2)	Cristan Guerrero, 2011	82
3)	Brad Boyer, 2011	68

AT BATS

1)	Drew Martinez, 2014	427
2)	Mike Massaro, 2012	415
3)	Mike Massaro, 2011	413

HIT BY PITCH

1)	Rich Rodrigues, 2004	14
2)	Jay Pecci, 2007	13
3)	Jose Yopez, 2005 & 2007	12

CAUGHT STEALING

1)	Billy Malone, 2002	16
2)	David Cooper, 2012	12
3)	Adam Klein, 2012	11

SLUGGING PERCENTAGE

1)	Tanner Townsend, 2008	.623
2)	Brad Boyer, 2011	.538
3)	Cristan Guerrero, 2011	.529

BATTING AVERAGE

1)	Tanner Townsend, 2008	.371
2)	Francisco Matos, 2002	.362
3)	Drew Martinez, 2014	.358

TRIPLES

1)	Mike Massaro, 2013	17
2)	Mike Massaro, 2011	16
3)	Mike Massaro, 2012	12

WALKS

1)	Adam Klein, 2012	82
2)	Adam Klein, 2013	78
3)	Adam Klein, 2011	71

STRIKEOUTS

1)	Cristan Guerrero, 2013	104
2)	Wally Backman, 2014	101
3)	Cristan Guerrero, 2011	100

SACRIFICE FLIES

1)	Frank Martinez, 2017	10
1)	Mike Massaro, 2012	10
3)	Eric McNamee, 2008	9

GIDP

1)	Andy Paz, 2018	15
2)	Eric McNamee, 2008	14
2)	Mike Massaro, 2010	14

OPS

1)	Tanner Townsend, 2008	1.069
2)	Brad Boyer, 2011	.943
2)	Cristan Guerrero, 2008	.901

RailCats Single-Season Pitching Leaders

GAMES			GAMES STARTED			INNINGS PITCHED		
1)	Kris Regan, 2006	56	1)	Alex Gunn, 2017	25	1)	Charle Rosario, 2015	155.1
2)	Brandon Higelin, 2008	50	1)	Jason Shelley, 2006	25	2)	Josh Habel, 2007	155
3)	Will Krout, 2011	49	3)	Charle Rosario, 2016	24	3)	Jason Sheeley, 2006	153.2
ERA			WINS			OPPONENTS AVG		
1)	Myles Smith, 2018	1.36	1)	Josh Habel, 2007	12	1)	Gabe Perez, 2018	.188
2)	Jorge De Leon, 2017	1.74	1)	Willie Glen, 2007	12	2)	Kyle Lindquist, 2013	.196
3)	Adam Quintana, 2018	2.02	1)	Jason Shelley, 2006	12	3)	Tony Cogan, 2008	.201
STRIKEOUTS			SAVES			COMPLETE GAMES		
1)	Willie Glen, 2007	162	1)	Tony Cogan, 2007	25	1)	Charle Rosario, 2016	4
2)	Jason Sheeley, 2006	145	2)	Andy Shipman, 2010	21	2)	Alex Gunn, 2017	3
3)	Willie Glen, 2006	122	3)	Andy Loomis, 2015	19	2)	Jeff McKenzie, 2018	3
WALKS			SHUTOUTS			LOSSES		
1)	Scott Shaw, 2011	62	1)	Tony Cogan, 2007	2	1)	Graham Mazur, 2002	11
2)	Willie Glen, 2006	60	1)	Daniel Minor, 2017	2	1)	Tony O'Donnell, 2004	11
3)	Jason Sheeley, 2006	51	1)	Charle Rosario, 2016	2	3)	Morgan Coombs, 2007 & 2009	9
HIT BATSMEN			WINNING PERCENTAGE			WILD PITCHES		
1)	Jamie Bennett, 2005	15	1)	Willie Glen, 2007	.923	1)	Graham Mazur, 2002	13
2)	Tony Cogan, 2009	11	2)	Koichi Misawa, 2008	.875	2)	Jason Shelley, 2006	12
2)	Stephen Hiscock, 2002	11	3)	Willie Glen, 2010	.846	3)	Sazi Guthrie, 2003	11
BALKS			HITS ALLOWED			RUNS ALLOWED		
1)	Willie Glen, 2007	4	1)	Alex Gunn, 2017	182	1)	Nolan Nicholson, 2011	90
1)	Andy Roberts, 2015	4	2)	Jamie Bennett, 2005	166	2)	Morgan Coombs, 2014	88
3)	Tony O'Donnell, 2003	3	3)	Jeff McKenzie, 2018	161	3)	Tony O'Donnell, 2004	87
EARNED RUNS ALLOWED			HOME RUNS ALLOWED			WHIP		
1)	Morgan Coombs, 2014	85	1)	Josh Habel, 2007	19	1)	Will Krout, 2011	1.00
2)	Nolan Nicholson, 2011	83	2)	Morgan Coombs, 2012	18	2)	Andy Shipman, 2009	1.03
3)	Scott Shaw, 2011	82	2)	Willie Glen, 2006	18	2)	Jorge De Leon, 2017	1.03

Alumni

Former RailCats Signed By Major League Organizations

* = Reached Major Leagues

Player	Position	MLB Organization	Year
Justin Craker	RHP	San Diego Padres	2002
Carlos Pagan	C	Seattle Mariners	2002
Alan Webb	LHP	San Diego Padres	2003
Jake Upwood	LHP	San Diego Padres	2003
Sazi Guthrie	RHP	San Diego Padres	2003
Tim Byrdak*	LHP	San Diego Padres	2003
Dominic Woody	C	Seattle Mariners	2004
Rich Rodrigues	C	Los Angeles Angels	2004
C.J. Medlin	C	Milwaukee Brewers	2004
Adam Shafer	RHP	Philadelphia Phillies	2005
Ben Risinger	IF	San Diego Padres	2005
P.J. Connelly	LHP	Los Angeles Angels	2005
Ivan Hernandez	RHP	New York Yankees	2006
Nathan Haynes*	OF	Anaheim Angels	2006
Todd Martin	1B/OF	Cleveland Indians	2006
Jose Yopez*	C	Seattle Mariners	2006, 2007
Chris Curry	C	Kansas City Royals	2007
Chad Blackwell	RHP	Toronto Blue Jays	2007
Willie Glen	RHP	Florida Marlins	2007
Tanner Townsend	IF	Florida Marlins	2008
Edwin Walker	LHP	New York Yankees	2009
Brad Furnish	LHP	Florida Marlins	2010
Clay Zavada	LHP	San Diego Padres	2013
Spencer Mahoney	IF	New York Yankees	2015
Anthony Cheky Jr.	OF	Arizona Diamondbacks	2015
Matt Solter	RHP	San Francisco Giants	2016
Jose Sermo	IF	Boston Red Sox	2016
Alex Gunn	LHP	Arizona Diamondbacks	2016
Christian Herstine	RHP	New York Yankees	2016
Karl Triana	RHP	Baltimore Orioles	2016
Jose Rodriguez	C	Minnesota Twins	2016
Carlos Diaz	LHP	Miami Marlins	2017
Ryan Fitzgerald	SS	Boston Red Sox	2018

All-Time Roster

A

Adkins, James (2013)
Akanuma, Jumpei (2019-Present)
Alfonso, James (2017)
Allen, Chris (2012)
Allensworth, Jermaine (2006-07)
Alonso, Robert (2016)
Alvarez, Tim (2005)
Andel, Chris (2003-04)
Anderson, John (2002)
Angiel, Dustin (2017)
Antone, Nate (2017)
Aring, Zach (2017)
Argento, Shaun (2003)
Ayala, Elliott (2004)

B

Babineau, Ryan (2012-14)
Backman, Wally (2014)
Baker, James (2010-11)
Barba, Moises (2013)
Barr, Christopher (2017)
Bartolucci, Paul (2002, 2009)
Battle, Howard (2003)
Beachum, Jeff (2000-11)
Beamon, Trey (2004)
Bell, Kory (2004)
Bennett, Jamie (2005)
Bernal, Roger (2014-15)
Beshears, Scott (2004)
Bevis, P.J. (2008)
Boker, John (2008)
Biggs, Josh (2013)
Bishop, Cody (2014)
Black, Taylor (2016)
Blackwell, Chad (2007)
Blakeley, Eric (2007-08)

Blodgett, Gavin (2019-Present)

Blunt, Donald (2014)
Boker, John (2008)
Bonilla, Clemente (2003)
Bono, Christoph (2018)
Booth, Steve (2006)
Bougher, Stephen (2014)
Bowden, Johnny (2011)

Boxwell, Alex (2019-Present)

Boyer, Brad (2011)
Bradford, Josh (2002)
Brahney, Kevin (2014)
Brockett, Ryan (2013-15)
Brandt, Ryan (2006)

Breland, Jason (2002)

Brinkmann, Matt (2007-08)

Brown, Billy (2003-04)

Brown, Jared (2007)

Brown, Michael (2004)

Brumley, Logan (2014)

Bruso, Greg (2005)

Bryan, Nate (2011)

Bryant, Kenny (2012)

Burnau, Ryan (2006)

Bush, Ron (2003)

Byard, David (2007)

Byrdak, Tim (2003)

C

Calderon, Henry (2003)

Callier, Jeremy (2003)

Camacho, Juan (2004)

Carey, D.K. (2018)

Carpenter, Bubba (2002-2003)

Carrara, Chris (2009-2012)

Carter, Andy (2006)

Carvallo, Felix (2019-Present)

Castillo, Richard (2016)

Chamberlain, Wes (2003)

Chambers, Adron (2016)

Chavez, Chris (2010)

Chavez, Kyle (2017)

Cheky, Jr., Anthony (2015-17)

Chiaradio, Chris (2017)

Cisneros, Josh (2003)

Clark, Brett (2016)

Clark, Jason (2002)

Clinton, Rickey (2003-04)

Coffman, Cody (2012)

Cogan, Tony (2007-09)

Coleman, Billy (2003-04)

Coles, Mike (2006)

Colson, Jason (2005)

Connolly, Travis (2015)

Conway, Josh (2017)

Cook, Aaron (2008-2010)

Coombs, Morgan (2012-14)

Cooper, David (2012)

Copeland, Garrett (2018)

Corcino, Edgar (2019-Present)

Cortez, Sonny (2018)

Costa, Aryton (2016)

Coursel, Robbie (2018)

Crenshaw, Dustin (2014)

Crosby, Alex (2015-Present)

Cruz, Edward (2018)

Crowell, Jim (2007)

Cummings, Jordan (2019-Present)

Curry, Chris (2006)

Czarniecki, Jordan (2009)

D

Davidson, Tom (2004)

Davies, Shane (2016)

Davis, Aljay (2013)

De Jesus, Andy (2016-Present)

De La Cruz, Eddie (2008-09)

De Leon, Jorge (2016-2018)

DeLeon, Chrisitan (2019-Present)

De Loera, Abel (2004)

De los Santos, Luis (2002)

Deetjen, Tyler (2013)

Del Valle, Jaime (2015-2017)

Demouy, Chris (2002)

Dent, Darrell, (2002)

Detienne, Dave (2007)

Devarie, Elbert (2015-16)

DeYoung, Peter (2004)

Diaz, Carlos (2017)

Dickinson, Andy (2008)

Dierks, Scoot (2004)

Dimma, Douglas (2002)

DiPasQuale, Quinn (2018)

Donovan, Thomas (2002)

Drage, Derek (2012)

Drumming, Demetrick (2003)

Dulaney, Todd (2010)

Durham, Ian (2013)

E

Eadington, Eric (2016)

Eaton, Jake (2016)

Edsall, Steve (2006-07)

Edwards, Dytarious (2003)

Edwards, Jonathan (2011)

Einsphar, Matt (2005)

Embry, Byron (2002-03)

Engle, Zeb (2010)

Esquer, Anthony (2008-09)

F

Fabio, Cole (2017-2018)

Facer, Tristan (2009)

Falsetti, Mike (2016)

Fischer, Jeff (2009)

Fisher, Cody (2005)

Fitzgerald, Ryan (2017)

Flaherty, Tim (2003)

All-Time Roster (Continued)

Fontana, Chuck (2013-15)

Fontenot, Kaleb (2019-Present)

Forystek, Brian (2008)

Fowler, Barry (2014)

Fowler, Jack (2017-2018)

Franco, Christian (2003)

Frawley, Jack (2011)

Frendling, Neal (2006)

Fritze, Ryan (2017)

Fronk, Reid (2013)

Fuake, Masato (2016)

Furnish, Brad (2010)

G

Galbraith, Laetten (2017)

Garcia, Jose (2014)

Garrett, Troy (2006)

George, Todd (2003)

Gibbons, Ethan (2014)

Gilbert, Rich (2004)

Gimenez, Wilfredo (2017-Present)

Giulietti, James (2014)

Glasser, Mitch (2018)

Glen, Willie (2005-07, 2010)

Gomez, Ricky (2002)

Gominsky, Justin (2014)

Gontmaher, Nick (2003)

Gonzales, Marco (2012-13)

Gonzalez, Fernando (2015)

Gonzalez, John (2005)

Gonzalez, Jose (2016-17)

Goocher, Clint (2009)

Goodman, Kris (2016-2017)

Goodman, Scott (2002-03)

Gordon, Derrick (2011)

Graham, Ryan (2006)

Grening, Brian (2011)

Griffin, Vincent (2003)

Groh, Zach (2009)

Guerrero, Cristian (2008-11)

Gulbransen, Jon (2012)

Gunn, Alex (2016-2018)

Guske, Brandon (2017)

Guthrie, Sazi (2003, 2006)

Gutierrez, Jose (2005)

H

Haake, Steve (2005-09)

Habel, Josh (2006-07)

Haines, Kyle (2011-12)

Halford, Brian (2008)

Halsey, Brad (2010)

Hamilton, Jeremy (2013)

Hardy, Cameron (2002)

Harris, Chase (2017)

Harris, Tyler (2017)

Harrison, James (2002-03)

Hauer, Jeremy (2010-11)

Hauser, Joe (2017)

Havrilak, Joey (2017)

Haynes, Nathan (2006)

Henderson, Josh (2015)

Henry, Sean (2012)

Hernandez, Alex (2015)

Herstine, Christian (2016-2018)

Herrick, Jason (2002)

Heyne, Kyle (2009)

Hibbert, Matt (2015-16)

Higelin, Brandon (2008)

Hill, Bobby (2002)

Hill, Chad (2003)

Hill, Jason (2003)

Hiscock, Steve (2012-14)

Hoelscher, Nate (2008)

Holcombe, Jeremy (2018)

Holland, John (2016-17)

Holleran, Garret (2008-09)

Hopkins, Kagen (2014)

Houdek, Brian (2003-04)

Howe, Matt (2004)

Huffaker, Mike (2002)

Humes, Adam (2014)

Huth, K.C. (2018)

I

Iapoce, Anthony (2004-05)

Illius, John (2004)

J

Jacobson, Kerry (2002)

James, Jason (2012)

Jenkins, Aaron (2009)

Jenkins, Brendan (2018)

Jernstad, Matt (2013)

Johnson, Derek (2012)

Johnson, Drasen (2017)

Johnson, Grant (2009)

Johnson, Randy (2010)

Johnson, Toddric (2011)

Johnston, Andrew (2012)

Jones, Chris (2009)

Jones, Jon (2017)

Jones, Jonathan (2015)

Judge, K.C. (2012)

K

Kadish, Ian (2014)

Keller, Danny (2012)

Kent, Brian (2003)

Kerber, Travis (2004-08)

Kindle, Jud (2005)

Kinsolving, Darin (2004-05)

Klein, Adam (2010-13)

Klemm, Tom (2014)

Klovstad, Buddy (2006)

Knight, Dustin (2004)

Kobernus, Kyle (2008)

Kolb, Brian (2010)

Kovalik, John (2015-16)

Krout, Will (2011-13)

Kubo, Yasutomo (2018)

L

Lane, Nolan (2002)

Lare, Trenton (2011)

Lee, Curt (2004-05)

Lentini, Fehlandt (2005)

Lewis, Jon (2008)

Little, Steven (2013)

Liguori, Lars (2016, 2018-Present)

Liles, Nick (2013)

Lind, Sam (2015)

Lindquist, Kyle (2013)

Little, Chris (2011)

Loomis, Andy (2014-15)

Lopez, Derek (2004-05)

Loudon, Gary (2002)

Lubking, Trevor (2019-Present)

Ludwig, Dan (2015)

Lukanen, Chuck (2012)

M

Maclane, Tom (2004)

Maddox, Craig (2011-14)

Magee, Brandon (2010)

Mahan, Dallas (2003)

Mahoney, Spencer (2015)

Malone, Billy (2002-03)

Marconi, Rob (2008-09)

Martin, Larry (2002)

Martin, Todd (2006)

Martnez, Drew (2013-15)

Martinez, Frank (2016-17)

Martinez, Hiplolito (2004)

Martinez, Jorge (2011)

All-Time Roster (Continued)

Martinez, Roman (2011)

Marzilli, Evan (2019-Present)

Masaoka, Onan (2009)

Massaro, Mike (2009-13)

Matos, Francisco (2002)

Matre, Steven (2012)

Matsuka, Takahiro (2013)

Matsumoto, Yuki (2008-10)

Matthys, Jake (2017)

Mault, Jeff (2006)

Mazur, Graham (2002-03)

McCall, Derell (2009)

McCarthy, John (2008)

McCarty, Joe (2015)

McClellan, Zach (2010)

McCully, Nick (2014)

McElwain, Logan (2007)

McGee, Travis (2014-16)

McKenzie, Jeff (2017-2018)

McNamee, Eric (2005-09)

Mederos, Jarred (2016)

Medlin, C.J. (2004)

Melendez, Moises (2016)

Metzger, Brennan (2015-16)

Miller, Benji (2002-04)

Miller, Ryan (2006)

Miller, Ryan (2013-14)

Mincey, Patrick (2012)

Minix, Travis (2011)

Minor, Daniel (2017-2018)

Miranda, Sergio (2012)

Misawa, Koichi (2008)

Misell, Carlos (2017)

Mitchell, Ronnie (2018)

Mitchell, Zac (2012-15)

Mittura, Paul (2015)

Montgomery, Joseph (2002)

Mooney, Marcus (2019-Present)

Morgan, Will (2010)

Moroney, Joe (2016)

Moser, Todd (2010)

Mueller, Dale (2005, 2007)

Mueller, Jon (2009)

Mumma, Brad (2006-07)

Muren, Drew (2014)

Murphy, Sean (2003)

Myers, Sam (2017-2018)

N

Nathanson, David (2011)

Nelson, Thomas (2011)

Newell, Cameron (2016-2017)

Nicholson, Nolan (2010-2012)

O

O'Donnell, Tony (2003-04)

O'Neal, Brandon (2004-05)

O'Neil, Shawn (2014-15)

Obenchain, Steve (2007)

Ochoa, Nick (2011)

Oldenburg, Quintin (2004-05)

Oliver, Blake (2016)

Omura, Issac (2009)

Orr, Brandon (2003)

Osaki, Kevin (2015-16)

Orr, Benjamin (2003)

Ott, Louis (2010-11)

P

Padilla, Omar (2008-09)

Paduch, Jim (2007)

Pagan, Carlos (2002)

Palensky, Caleb (2014)

Panozzo, Jon (2007-08)

Parham, John (2010)

Parr, James (2014)

Patterson, Jarrod (2006)

Paull, K.P. (2002)

Pautsch, Marshall (2017)

Paz, Andy (2018)

Pecci, Jay (2005-10)

Pennell, Chris (2019-Present)

Perconte, Mike (2012)

Perez, Gabe (2018)

Perez, Paul (2016)

Petrone, Matt (2016)

Petty, Matt (2006)

Pfalzgraf, Christopher (2009)

Phillips, Billy (2008)

Pinales, Carlos (2016-2017)

Pinkston, Tanner (2017)

Pinto, Rene (2003)

Plaza, Scott (2018)

Plexico, Jeremy (2008)

Plucinski, Steve (2005)

Polsinelli, Nick (2012)

Potts, Jared (2013)

Powell, Chris (2018)

Pratt, Jesse (2017)

Price Jr., John (2018-Present)

Price, Nate (2007)

Pugh, Tillman (2015-2016, 2018)

Pulfer, J.D. (2013-14)

Q

Quigley, Ryan (2015)

Quijano, Alain (2009, 2011, 2013)

Quinowski, David (2012)

Quintana, Adam (2018)

Quintero, A.J. (2014-16)

R

Reese, Mike (2007-08, 2010)

Regas, Kris (2006)

Reid, Aaron (2002-03)

Reiher, Kevin (2017)

Reynoso, Ryne (2011)

Rhoades, Chad (2012)

Riley, Michael (2002)

Riley, Marquis (2016)

Rios, Brian (2004)

Risinger, Ben (2005)

Rivas, Carlos (2011)

Roberts, Andy (2015-17)

Rodeghero, Zach (2010)

Rodrigues, Rich (2004)

Rodriguez, Osvaldo (2013)

Rodriguez, Santiago (2016)

Roelle, Justin (2012)

Rogers, Steve (2015)

Rohde, Mike (2008-12)

Rohleder, Andy (2006)

Rohr, Matthew (2004)

Rohrbach, Andrew (2017)

Rollin, Alex (2010)

Rolon, Alberto (2012)

Romanski, Josh (2014)

Ronick, Ari (2013)

Roper, Zack (2004)

Rosario, Carlos (2002)

Rosario, Charle (2015-17)

S

Samuel, Mario (2018-Present)

Samuels, Scott (2004-05)

Sanchez, Justin (2003)

Sanderlin, Peyton (2018)

Santiesteban, Randy (2016-Present)

Santori, Ben (2016)

Sauter, Tim (2005)

Savage, Will (2018-Present)

Schaefer, Mike (2005)

Schauff, Ned (2006)

Schell, Bary (2004)

Schmidt, Jeremy (2006)

Schmitz, John (2005)

All-Time Roster (Continued)

Schroeder, Michael (2015)
Schuler, Marshall (2012)
Scott, Bradley (2002)
Scott, Lorenzo (2011)
Senjem, Guye (2007)
Sermo, Jose (2015-16)
Sewitt, Taylor (2013)
Shafer, Adam (2004)
Shah, Asif (2012)
Shartzter, Bryan (2004)
Shaw, Scott (2011)
Short, Baron (2011)
Shorts, Adam (2004)
Sikaras, Pete (2006)
Simon, Randall (2010)

Sinibaldi, Justin (2019-Present)

Skyles, Matt (2004)
Sloan, Brandon (2004)
Smith, Derek (2014-15)
Smith, Myles (2018)
Smith, Sean (2012)
Smith, Tyler (2013)
Sneed, Jeff (2017-2018)
Snoadgrass, Jessie (2015)
Solis, Rene (2015)
Solter, Matt (2015)
Soria, Dan (2003-04)
Spottiswood, Billy (2013)
Staniewicz, Zach (2016)
Steele, Keaton (2018)
Stephens, Cole (2014)
Stipovich, Cole (2007)
Stone, Nathan (2005)
Sullivan, Tyler (2017)
Suttle, Eric (2012)
Swinton, Jermaine (2002)
Syska, Tom (2004)

T

Tanner, Zach (2012)
Taylor, Adam (2014-15)
Taylor, Alex (2005-06)
Templeton II, Garry (2003)
Testa, Joe (2014)
Thomas, Brandon (2015)
Thompson, Darrell (2017)
Thompson, Phil (2002-03)
Thornton, Tom (2009-10)
Tolentino, Juan (2004)
Tomasiewicz, Kevin (2008)
Torres-Perez, Braulio (2016-17)

Townsend, Tanner (2005-08, 2010)
Treece, Zac (2015)
Triana, Karl (2016)
Tsuboi, Tomochika (2012)
Tucker, Chase (2012-13)
Tuomi, Kai (2008)

U

Upwood, Jake (2003)
Uriegas, Estevan (2012-13)
Shelley, Jason (2006-07)
Shipman, Andy (2009-11)
Urueta, Luis (2003)
Urvalek, Mike (2004)

V

Valadez, Michael (2010-12)
Vanderplow, Randy (2005)
Vaske, Tyler (2012)
Vaughn, Michael (2015)
Vericker, Brad (2006)
Verthein, Tim (2013)
Vitters, Christian (2013)

von Schamann, Duke (2019-Present)

Voyles, Brad (2008)

W

Wager, Matt (2002)
Wagoner, Jack (2014)
Walding, Miles (2014)
Walker, Edwin (2009)
Wallace, Brett (2007-09)

Walraven, Tom (2019-Present)

Washington, Rico (2011-12)
Weatherly, Mike (2014)
Weaver, Chuck (2018)
Webb, Alan (2002)
Weeks, Andy (2010)
Weiner, David (2005)
Weingarten, Alex (2017)
Welsh, Eric (2004)
Wettlaufer, Josh (2005)
White, Eric (2004)
White, Kenny (2004)
White, Kevin (2006)
Williams, Jeff (2010)

Willis, Colin (2016-Present)

Willis, Trevor (2012)
Willmeyer, Kevin (2002)
Wilson, Kyle (2012)
Wilson, Reggie (2016-2018)
Wohlever, T.J. (2012)
Woody, Dominic (2004-05)

Wozniak, Conrad (2016-17)
Wright, Austin (2018)
Wrigley, Henry (2014)

Y

Yepez, Jose (2005, 2007)

Z

Zavada, Clay (2013)
Zdanowicz, Zac (2015)
Zeller, Joe (2013)
Zink, Ryan (2010)