

CHAPTER FOUR

INSIGNIA

SECTION 2: CADET INSIGNIA

1. NSCC RATING BADGES.....	4201
2. NLCC RATING BADGES.....	4202
3. COLLAR INSIGNIA.....	4203
4. METAL GRADE SHOULDER INSIGNIA.....	4204
5. NAVY WORKING UNIFORM PARKA RANK INSIGNIA.....	4205
6. BUTTONS.....	4206
7. UNIT IDENTIFICATION MARKS.....	4207
8. CADET SHOULDER FLASHES.....	4208

4200 CADET RATE INSIGNIA

4201 NSCC RATING BADGES

1. **General.** Rating badges recognize the accomplishments and advancement of NSCC Cadets as they progress through the program. NSCC Cadets will wear the earned rating badge as authorized on all uniforms.
2. **Description**
 - a. **Chief Petty Officers.** Rating badges consist of a gold-lace embroidered eagle with expanded wings pointed upwards and its head facing right over a single rocker and three chevrons surrounding a five-pointed star with a black background.
 - b. **Petty Officers.** Rating badges consist of a yellow perched eagle with expanded wings pointing upward and its head facing right over crossed anchors atop either, one, two, or three gold chevrons, indicating the wearer's rate, on a black background.
 - c. **Non-Petty Officers.** Cadets in grades NSCC E-2 and E-3 have badges consisting of either two or three yellow chevrons on a black background. Cadets in grade E-1 do not wear rating chevrons.
 - d. **Rating Badge Sizes.** Rating badges are unisex and are available in small and large sizes. Rating badge size utilized shall be at the discretion of the unit Commanding Officer and shall be based on best proportional fit to the size of the cadet.
3. **Manner of Wearing.** Rating badges shall be worn centered on the right sleeve of uniform shirts, coats, sweaters, outer garments (except raincoats, parkas and Navy Working Uniforms Type I & Type III).
 - a. **Chief Petty Officers and Petty Officers.** Badge will be worn 1/8 inch below the NSCC Shoulder flash, measured from the top of the badge to the bottom of the shoulder flash.
 - b. **Non-Petty Officers.** Chevrons will be worn 3 1/8 inch below the NSCC shoulder flash, measured from the valley of the chevron to the bottom of the shoulder flash.



FIGURE 4-2-1 NSCC CADET CHEVRON AND RATING BADGES

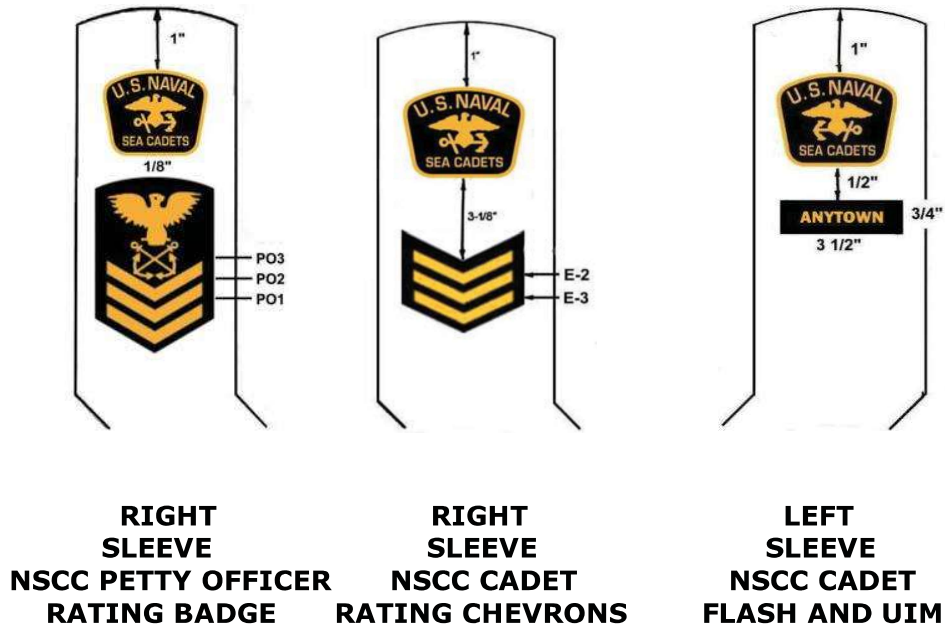


FIGURE 4-2-2 NSCC CADET SHOULDER FLASH AND RATING BADGE PLACEMENT

4202 **NLCC RATING BADGES**

1. **General.** Rating badges recognize the accomplishments and advancement of NLCC Cadets as they progress through the program.
2. **Description.**
 - a. **Ship's Leading Petty Officer.** Rating badge consist of a white perched eagle with expanded wings pointing upward and its head facing right over crossed anchors and three white chevrons, with a five point gold star centered above the eagle's head on a black background.
 - b. **Petty Officers.** Rating badges consist of a white perched eagle with expanded wings pointing upward and its head facing right over crossed anchors over either, one, two, or three white chevrons, indicating the wearer's rate on a black background.
 - c. **Non-Petty Officers.** Apprentice Cadets (LC-2) and Able Cadets (LC-3) have badges consisting of either two of three white chevrons on a black background. Recruit Cadets (LC-1) do not wear rating chevrons.

- d. **Rating Badge Sizes.** Rating badges are unisex and are available in small and large sizes. Rating badge size utilized shall be at the discretion of the unit Commanding Officer and shall be based on best proportional fit to the size of the cadet.
3. **Manner of Wearing.** Rating badges shall be centered on the right sleeve of uniform shirts, coats, sweaters, outer garments (except raincoats, parkas and Navy Working Uniforms Type I & Type III) centered between the shoulder seam and elbow.



FIGURE 4-2-3 NLCC CADET CHEVRONS AND RATING BADGES

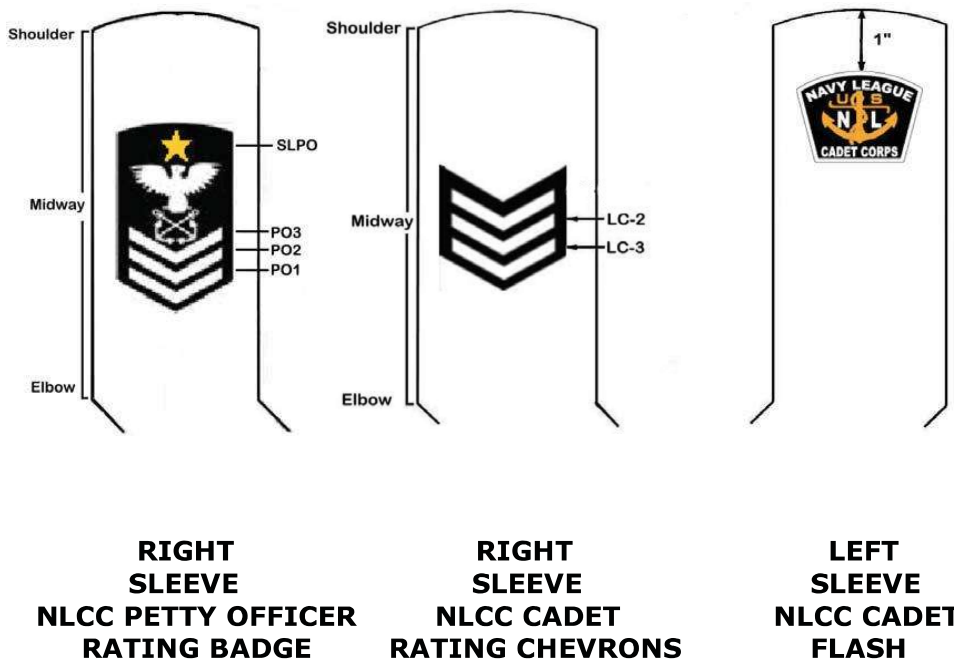


FIGURE 4-2-4 NLCC CADET CHEVRONS AND RATING BADGES

4203 **COLLAR INSIGNIA**

1. **General.** NSCC Collar insignia replicate NSCC rating badges for wear on Service Khakis, Service Whites (CPO Only) and the Navy Working Uniform Type I & Type III in lieu of sleeve insignia.
2. **Description.** Navy Working Uniform Type I insignia will be embroidered on Type I material. Navy Working Uniform Type III insignia will be embroidered on Type III material.

3. **Manner of Wearing.** Chief Petty Officers wear miniature sized metal grade insignia on the both collar points of service khaki and summer white shirts. All Chief Petty Officers and Petty Officers wear miniature sized embroidered grade insignia tapes on Navy Working Uniforms Type I. Coveralls. Center the insignia at a point 1 inch from the front and lower edges of the collar and position the vertical axis of the insignia along an imaginary line (A) bisecting the angle of the collar point. NSCC Cadets in grades E-1 to E-3 and NLCC Cadets in grades LC-1 to LC-3 do not wear collar insignia.


















RANK	METAL GRADE INSIGNIA		TYPE I		TYPE III
NSCC CHIEF PETTY OFFICER					
NLCC SHIPS LEADING PETTY OFFICER	NONE	NONE			
NSCC/NLCC PETTY OFFICER FIRST CLASS	NONE	NONE			
NSCC/NLCC PETTY OFFICER SECOND CLASS	NONE	NONE			
NSCC/NLCC PETTY OFFICER THIRD CLASS	NONE	NONE			

FIGURE 4-2-5 NSCC/NLCC CADET COLLAR DEVICES



KHAKI



TYPE I



TYPE III

FIGURE 4-2-6 NSCC/NLCC CADET COLLAR DEVICE PLACEMENT

4204 **METAL GRADE INSIGNIA**

1. METAL GRADE INSIGNIA

- a. **Description.** Metal grade insignia is worn on shoulders of the relaxed fit jacket, raincoats and overcoats as described below. (Same as Collar Device)
- b. **Position.** Wear 3/4 inch from the shoulder seam.



FIGURE 4-2-7 NSCC CHIEF PETTY OFFICER METAL GRADE INSIGNIA

4205 **NAVY WORKING UNIFORM PARKA RANK INSIGNIA**

1. Rank Insignia

- a. **Description.** The rank insignia for the Navy Working Uniform (Type I & Type III) Parka and Fleece Liner will be made of material matching the applicable parka. The dimensions of the slip on rank insignia are 1 3/4 inches long by 1 3/4 inches wide, as not to cause cupping or bending of the chest rank tab. Rank insignia are not interchangeable between Type I and Type III parkas.
- b. **Manner of Wear.** NWU parka rank insignia (pull on/pull off) shall be worn by all NSCC/NLCC Petty Officers, Ship's Leading Petty Officers, and Chief Petty Officers on the NWU parka and black fleece liner center chest rank tab. Eagle faces to the wearer's right. Rank insignia is not worn by NSCC (E1-E3) or NLCC (LC1-LC3) personnel.

2. **Name Tapes**

- a. **Description.** Name tapes for Navy Working Uniform Type I parkas will be silver embroidery on Type I material. Name tapes for Navy Working Uniform Type III parkas will be black embroidery on Type III material. Unit owned parkas should utilize Velcro name tapes to facilitate transfers between members.
- b. **Manner of Wear.** Name tapes shall be sewn centered and flush on the pocket flap of the right sleeve, 1/2" above the bottom of the flap.

3. **Branch Tapes**

- a. **Description.** Branch tapes will be silver embroidery on NWU Type I material for Type I Parkas and will be black embroidery on NWU Type III material for Type III parkas. Unit owned parkas should utilize Velcro branch tapes to facilitate transfers between members.
- b. **Manner of Wear.** Branch tapes shall be sewn centered and flush on the pocket flap of the left sleeve, 1/2" above the bottom of the flap.

4. **Navy Working Uniform Parka Liner Insignia**

- a. **Description.** When the parka liner is worn without the parka shell, it shall display both the appropriate rank on the tab and a branch tape with silver embroidery Type I background or black embroidery on Type III background.
- b. **Manner of Wear.** The branch tape will be affixed to the liner on the left breast with the bottom edge of the tape touching the top edge of the fleece material. Velcro backed branch tapes will be utilized to facilitate using the liner with both the Type I and Type III Navy Working Uniforms.



4-2-8 NAVY WORKING UNIFORM PARKA INSIGNIA PLACEMENT

4206 **BUTTONS**

1. **Description.** Gold. A gold (matte/satin finish) 3/4 inch or 1/2 inch circular device with the NSCC seal inscribed thereon.
2. **Correct Wear.** NSCC gold buttons must be worn by NSCC chief petty officers in lieu of Navy gold buttons.



FIGURE 4-2-9 NSCC CADET BUTTON

4207 **UNIT IDENTIFICATION MARKS**

1. **General.** NSCC Cadets, PO1 and below are authorized to wear a unit sleeve insignia as an **optional** item on dress blue and white jumper uniforms only. Units opting to wear the unit sleeve identification insignia will ensure that it is worn by all cadets, for uniformity within the unit.
2. **Insignia.** The unit sleeve insignia will be rectangular in shape, approximately 3/4 inch high and 3 1/2 inches across, of black background material with yellow embroidered lettering. Only the unit name will appear on the insignia. The words Division, Squadron, or Battalion will **not** be included.
3. **Position.** The unit sleeve insignia will be worn only on the left sleeve. It is centered on the shoulder flash with its upper edge 1/2 inch below the bottom edge of the shoulder flash.



FIGURE 4-2-10 NSCC UNIT IDENTIFICATION MARK

4208 **CADET SHOULDER FLASHES**

1. **NSCC Cadets.** The NSCC cadet shoulder flash, embroidered yellow lettering on a navy blue field will be worn on all NSCC uniforms except the Navy Working Uniform Type III. Navy Working Uniform Type III shoulder flashes will be embroidered black lettering on Type III material with Velcro backing.
 - a. **Manner of Wear.** Shall be worn on both sleeves of all uniform coats, sweaters and outer garments (except raincoats, parkas and Navy Working Uniform Type I).

- b. **Position.** The shoulder flash will be centered on the outer face of each sleeve, with the top edge of the shoulder flash 1 inch below the shoulder seam, and the eagle facing forward.
- c. **Chief Petty Officers.** NSCC Chief Petty Officers wear officer shoulder flashes as described in Section 4109.
- a. **Navy Working Uniform Type III.** Type III shoulder flashes will be affixed by Velcro to both shoulder pocket flaps of the uniform.
- d. **Navy Working Uniform (Type I).** A single right side shoulder flash (Yellow embroidery on a navy blue field) is worn on the right breast pocket of the Navy Working Uniform with the eagle facing to the center.



STANDARD



TYPE III

FIGURE 4-2-11 NSCC CADET SHOULDER FLASHES (BOTH SLEEVES)

- 2. **NLCC Cadets.** The NLCC cadet shoulder flash, embroidered white lettering with a gold fouled anchor on a navy blue field will be worn on all NLCC uniforms except the Navy Working Uniform Type III. Navy Working Uniform Type III shoulder flashes (pair) will be embroidered black lettering on Type III material with Velcro backing.
 - b. **Manner of Wear.** Shall be worn on the left sleeve of all uniform coats, sweaters, and outer garments (except raincoats, parkas and Navy Working Uniforms Type I & Type III).
 - c. **Position.** The shoulder flash will be centered on the outer face of the left sleeve, with the top edge of the shoulder flash 1 inch below the shoulder seam.
 - d. **Navy Working Uniform Type III.** Type III shoulder flashes will be affixed by Velcro to both shoulder pocket flaps of the uniform.
 - e. **Navy Working Uniform Type I.** A single shoulder flash is worn on the right breast pocket of the Navy Working Uniform Type I.



STANDARD



TYPE III

FIGURE 4-2-12 NLCC CADET SHOULDER FLASH