

7th Annual Eagle Showcase











2024-2025



**ENCOURAGE CREATIVITY
AND IMAGINATION**

DUE DATE: April 04, 2025

**Students grades K5-12 create
a project in any of the
following categories:**

 Science	 Engineering	 History	 Music
 Visual Arts	 Poetry	 Story Writing	 Dance

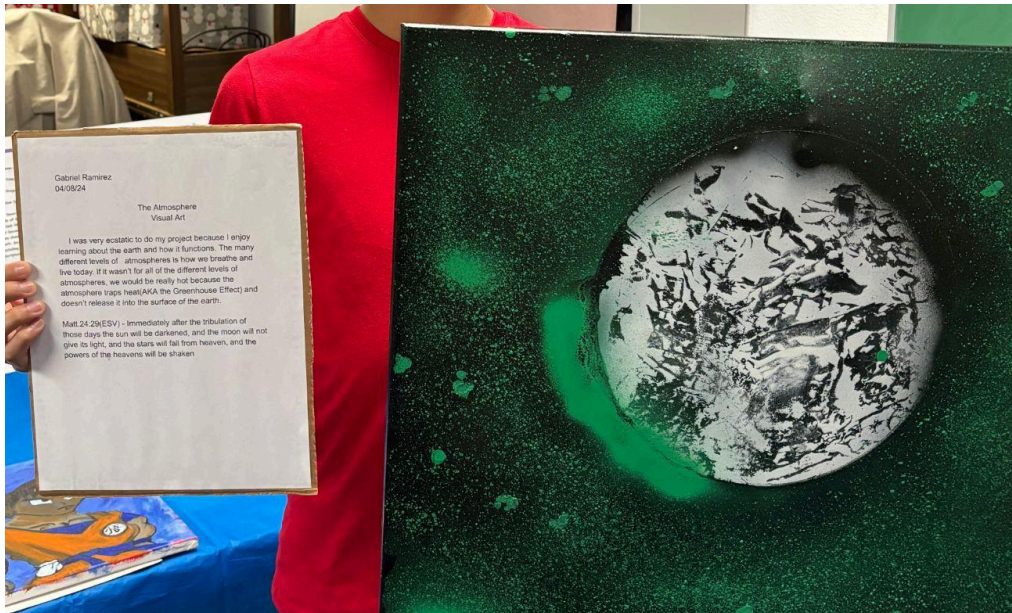
Visual Arts

Canvas Requirement: Original Artwork must be on a canvas no smaller than 9x12 inches.

Display Requirements:

A foam or cardboard display must include the following:

- **Student Name**
- **Category Title (e.g., Drawing, Painting, Sculpture, etc.)**
- **Title of Project**
- **Production Date**
- **Brief Description (Inspiration, idea, meaning, symbolism, etc.)**
- **Scripture Reference (A Bible verse that reflects the project)**



Rubric on the next page.

Grading Scale:

- **90–100 points: Outstanding**
- **80–89 points: Excellent**
- **70–79 points: Satisfactory**
- **60–69 points: Needs Improvement**
- **0–59 points: Unsatisfactory**

Visual Arts Project Rubric

Rubric Categories

1. Creativity and Originality (20 points)

- 18–20 points: The artwork demonstrates a unique and original approach, with creative use of materials, composition, and/or technique.
- 14–17 points: The artwork is thoughtful and shows some originality, with moderate creativity in design or concept.
- 10–13 points: The artwork shows minimal creativity and relies on common ideas or designs.
- 0–9 points: The artwork lacks originality or creative effort.

2. Technical Skill and Craftsmanship (20 points)

- 18–20 points: The artwork is skillfully executed with attention to detail; the medium is used proficiently.
- 14–17 points: The artwork shows good technical skill, with minor imperfections in execution or technique.
- 10–13 points: The artwork demonstrates basic skill but lacks refinement or precision.
- 0–9 points: The artwork shows little effort or technical ability.

3. Composition and Design (20 points)

- 18–20 points: The artwork demonstrates a strong sense of balance, proportion, and design principles.
- 14–17 points: The artwork shows good use of composition, though it may lack some balance or cohesiveness.
- 10–13 points: The composition is somewhat disorganized or inconsistent in design.
- 0–9 points: The composition lacks coherence or intentionality.

4. Presentation and Display (20 points)

- 18–20 points: Display is professional, neat, and includes all required information (student name, category, title, date, description, scripture).
- 14–17 points: Display is well-presented but may be missing one piece of required information or slightly lacks neatness.
- 10–13 points: Display is functional but incomplete or poorly organized.
- 0–9 points: Display is incomplete, messy, or missing several required elements.

5. Connection to Scripture (10 points)

- 9–10 points: The scripture reference is thoughtfully chosen and deeply connected to the artwork's theme or message.
- 7–8 points: The scripture reference connects well to the artwork but could be more thoughtfully chosen.
- 5–6 points: The scripture reference has a loose or minimal connection to the artwork.
- 0–4 points: The scripture reference is unclear, irrelevant, or missing.

6. Effort and Overall Impact (10 points)


- 9–10 points: The artwork reflects significant effort and leaves a strong, lasting impression.
- 7–8 points: The artwork demonstrates solid effort and leaves a positive impression.
- 5–6 points: The artwork shows moderate effort and has a neutral or limited impact.
- 0–4 points: The artwork reflects minimal effort and leaves little to no impression.

Science

Project and Display Requirements:

The project design must be on a foam or cardboard display and include:

- Student Name
- Category Title (e.g., Biology, Chemistry, Physics, etc.)
- Title of Project
- Scientific Method divided into five parts:
 - Hypothesis
 - Materials
 - Procedure
 - Observation
 - Conclusion
- Images or an Example of the Experiment
- Scripture Reference (A Bible verse that reflects the project)



Rubric on the next page.

Total Points: 100

Grading Scale:

- 90–100 points: Outstanding
- 80–89 points: Excellent
- 70–79 points: Satisfactory
- 60–69 points: Needs Improvement
- 0–59 points: Unsatisfactory

SCIENCE Rubric Categories

1. Adherence to the Scientific Method (25 points)

- 23–25 points: All five parts (Hypothesis, Materials, Procedure, Observation, Conclusion) are thorough, detailed, and well-explained.
- 19–22 points: Most parts are detailed, with minor gaps in clarity or explanation.
- 15–18 points: Some parts are incomplete or lack depth.
- 0–14 points: Significant portions of the scientific method are missing or poorly executed.

2. Clarity and Organization (20 points)

- 18–20 points: The display is exceptionally clear, well-organized, and easy to follow.
- 14–17 points: The display is clear and organized but may have minor issues with layout or flow.
- 10–13 points: The display is somewhat unclear or disorganized, making it harder to follow.
- 0–9 points: The display is confusing, messy, or lacks logical organization.

3. Creativity and Innovation (15 points)

- 14–15 points: The project demonstrates an original idea, innovative approach, or unique presentation.
- 11–13 points: The project shows creativity but may rely on common ideas or methods.
- 8–10 points: The project demonstrates limited creativity or originality.
- 0–7 points: The project lacks creativity or innovative effort.

4. Visual Presentation (15 points)

- 14–15 points: The display is visually appealing, neat, and includes images or an example of the experiment.
- 11–13 points: The display is well-presented but may lack some visual polish or completeness.
- 8–10 points: The display is functional but lacks neatness or appropriate visuals.
- 0–7 points: The display is incomplete, messy, or missing required visual elements.

5. Connection to Scripture (10 points)

- 9–10 points: The scripture reference is thoughtfully chosen and clearly connects to the project's theme or findings.
- 7–8 points: The scripture reference connects well to the project but could be more thoughtfully chosen.
- 5–6 points: The scripture reference has a loose or minimal connection to the project.
- 0–4 points: The scripture reference is unclear, irrelevant, or missing.

6. Effort and Overall Impact (15 points)

- 14–15 points: The project reflects exceptional effort and leaves a strong, lasting impression.
- 11–13 points: The project demonstrates solid effort and leaves a positive impression.
- 8–10 points: The project shows moderate effort and leaves a neutral or limited impact.
- 0–7 points: The project reflects minimal effort and leaves little to no impression.

Engineering

Project and Display Requirements:

The project design must be on a foam or cardboard display and include the following:

- Student Name
- Category Title (e.g., Mechanical, Electrical, Civil, etc.)
- Title of Project (Design Name)
- Design Concept and Goal (A paragraph explaining design inspiration, concept, and goal)
- Materials Used
- Scripture Reference (A Bible verse that reflects the project)



Rubric on the next page.

Grading Scale:

- 90–100 points: Outstanding
- 80–89 points: Excellent
- 70–79 points: Satisfactory
- 60–69 points: Needs Improvement
- 0–59 points: Unsatisfactory

Engineering Rubric Categories

1. Design Concept and Goal (25 points)

- 23–25 points: The concept is innovative, well-articulated, and includes clear inspiration, purpose, and design goals.
- 19–22 points: The concept is thoughtful and mostly clear but lacks minor details in its explanation or purpose.
- 15–18 points: The concept is somewhat unclear or lacks a detailed explanation of inspiration or goals.
- 0–14 points: The concept is vague, poorly explained, or missing altogether.

2. Functionality and Feasibility of Design (20 points)

- 18–20 points: The design is highly functional, demonstrates engineering principles effectively, and is feasible for its intended purpose.
- 14–17 points: The design is functional and demonstrates good engineering principles but may lack some feasibility.
- 10–13 points: The design shows limited functionality or feasibility and lacks strong engineering principles.
- 0–9 points: The design is non-functional, infeasible, or lacks effort in its execution.

3. Materials and Innovation (15 points)

- 14–15 points: The materials used are thoughtfully chosen and demonstrate creative or innovative application.
- 11–13 points: The materials are appropriate but lack creativity or innovation in their use.
- 8–10 points: The materials are sufficient but not well-matched to the project goals or design.
- 0–7 points: The materials are inappropriate, poorly chosen, or inadequately explained.

4. Visual Presentation (15 points)

- 14–15 points: The display is professional, neat, and visually appealing, with all required elements clearly presented.
- 11–13 points: The display is well-presented but may lack some neatness, completeness, or visual appeal.
- 8–10 points: The display is functional but has significant issues with neatness or organization.
- 0–7 points: The display is incomplete, messy, or missing required elements.

5. Connection to Scripture (10 points)

- 9–10 points: The scripture reference is thoughtfully chosen and strongly connects to the design concept or goal.
- 7–8 points: The scripture reference connects well to the project but could be more thoughtfully chosen.
- 5–6 points: The scripture reference has a loose or minimal connection to the project.
- 0–4 points: The scripture reference is unclear, irrelevant, or missing.

6. Effort and Overall Impact (15 points)

- 14–15 points: The project reflects exceptional effort and leaves a strong, lasting impression.
- 11–13 points: The project demonstrates solid effort and leaves a positive impression.
- 8–10 points: The project shows moderate effort and leaves a neutral or limited impact.
- 0–7 points: The project reflects minimal effort and leaves little to no impression.


History

Model, Painting, or Diagram of a Historical Event.

Project Requirements:

The project must represent a historical event through a model, painting, or diagram, displayed on a canvas no smaller than 9x12 inches. The accompanying foam or cardboard display must include:

- **Student Name**
- **Category Title (e.g., Ancient History, Modern History, etc.)**
- **Title of Project**
- **3-5 Paragraphs Explaining the Event (must include dates, people involved, significance, and context)**
- **Scripture Reference (A Bible verse that reflects the project)**



Rubric on the next page.

Grading Scale:

- **90–100 points: Outstanding**
- **80–89 points: Excellent**
- **70–79 points: Satisfactory**
- **60–69 points: Needs Improvement**
- **0–59 points: Unsatisfactory**

History Rubric Categories

1. Historical Accuracy and Depth (25 points)

- 23–25 points: The project reflects thorough research, with accurate dates, events, people, and significance.
- 19–22 points: The project is accurate with minor omissions or lacks depth in certain areas.
- 15–18 points: The project shows some understanding but contains inaccuracies or lacks sufficient detail.
- 0–14 points: The project is historically inaccurate or lacks meaningful information.

2. Creativity and Representation of the Event (20 points)

- 18–20 points: The model, painting, or diagram is highly creative, well-designed, and effectively represents the historical event.
- 14–17 points: The representation is clear and creative but may lack refinement or innovation.
- 10–13 points: The representation is somewhat clear but lacks creativity or effective design.
- 0–9 points: The representation is unclear, poorly executed, or does not connect to the historical event.

3. Written Explanation (20 points)

- 18–20 points: The explanation is detailed, well-organized, and includes all required elements (dates, people, significance, and context).
- 14–17 points: The explanation is clear and includes most required elements, but some details may be missing or underdeveloped.
- 10–13 points: The explanation is vague, lacks clarity, or omits key information.
- 0–9 points: The explanation is incomplete, disorganized, or missing.

4. Visual Presentation (15 points)

- 14–15 points: The display is professional, neat, and visually appealing, with all required elements clearly presented.
- 11–13 points: The display is well-presented but may lack some neatness, completeness, or visual appeal.
- 8–10 points: The display is functional but has significant issues with neatness or organization.
- 0–7 points: The display is messy, incomplete, or poorly presented.

5. Connection to Scripture (10 points)

- 9–10 points: The scripture reference is thoughtfully chosen and strongly connects to the historical event or its moral, spiritual, or cultural significance.
- 7–8 points: The scripture reference connects well to the event but could be more thoughtfully chosen.
- 5–6 points: The scripture reference has a loose or minimal connection to the project.
- 0–4 points: The scripture reference is unclear, irrelevant, or missing.

6. Effort and Overall Impact (10 points)

- 9–10 points: The project reflects exceptional effort and leaves a strong, lasting impression.
- 7–8 points: The project demonstrates solid effort and leaves a positive impression.
- 5–6 points: The project shows moderate effort and leaves a neutral or limited impact.
- 0–4 points: The project reflects minimal effort and leaves little to no impression.

Music

A video or audio recording of an *original piece of music* written, produced, and performed by the student. Share via email to sjeffries@newlifehybrid.com or submit on a flash drive.

- Student Name
- Category Title
- Title of Project
- Typed lyrics
- Scripture Reference (A bible scripture that you feel reflects your project.)



Rubric on the next page.

Grading Scale:

- 90–100 points: Outstanding
- 80–89 points: Excellent
- 70–79 points: Satisfactory
- 60–69 points: Needs Improvement
- 0–59 points: Unsatisfactory

Music Rubric Categories

1. Musical Composition and Originality (25 points)

- 23–25 points: The music demonstrates a high level of creativity, originality, and complexity in composition.
- 19–22 points: The music is creative and original, with minor lapses in complexity or uniqueness.
- 15–18 points: The music shows some creativity but relies on familiar patterns or lacks originality.
- 0–14 points: The music lacks originality or effort in composition.

2. Performance Quality (20 points)

- 18–20 points: The performance is exceptional, polished, and showcases a high level of skill.
- 14–17 points: The performance is solid, with minor technical issues or inconsistencies.
- 10–13 points: The performance shows some effort but lacks refinement or technical accuracy.
- 0–9 points: The performance is incomplete, poorly executed, or lacks effort.

3. Production Quality (15 points)

- 14–15 points: The recording is clear, well-balanced, and enhances the overall presentation of the piece.
- 11–13 points: The recording quality is good but may have minor technical issues.
- 8–10 points: The recording is functional but has noticeable issues (e.g., background noise, imbalance, etc.).
- 0–7 points: The recording is incomplete, unclear, or severely affects the presentation.

4. Lyrics and Meaning (15 points)

- 14–15 points: The lyrics are thoughtful, well-written, and convey a clear message or emotion.
- 11–13 points: The lyrics are meaningful but may lack depth or refinement.
- 8–10 points: The lyrics are basic, vague, or lack connection to the theme.
- 0–7 points: The lyrics are unclear, poorly written, or missing.

5. Connection to Scripture (10 points)

- 9–10 points: The scripture reference is thoughtfully chosen and strongly connects to the music's theme or message.
- 7–8 points: The scripture reference connects well to the project but could be more thoughtfully chosen.
- 5–6 points: The scripture reference has a loose or minimal connection to the project.
- 0–4 points: The scripture reference is unclear, irrelevant, or missing.

6. Effort and Overall Impact (15 points)

- 14–15 points: The project reflects exceptional effort and leaves a strong, lasting impression.
- 11–13 points: The project demonstrates solid effort and leaves a positive impression.
- 8–10 points: The project shows moderate effort and leaves a neutral or limited impact.
- 0–7 points: The project reflects minimal effort and leaves little to no impression.

Dance

Project Submission Requirements:

The project must include a video of a dance performance to a Christian genre music piece, choreographed and performed by the student. The submission should be shared via email to sjeffries@newlifehybrid.com and include:

- Student Name
- Category Title (e.g., Contemporary, Ballet, Hip-Hop, etc.)
- Title of Project
- Scripture Reference (A Bible verse that reflects the dance routine)



Rubric on the next page.

Grading Scale:

- 90–100 points: Outstanding
- 80–89 points: Excellent
- 70–79 points: Satisfactory
- 60–69 points: Needs Improvement
- 0–59 points: Unsatisfactory

Dance Rubric Categories

1. Choreography and Creativity (25 points)

- 23–25 points: The routine is highly creative, original, and demonstrates thoughtful choreography that reflects the theme or message of the music.
- 19–22 points: The routine is creative and well-choreographed but may lack some originality or refinement in transitions.
- 15–18 points: The routine shows some effort but relies on basic or repetitive choreography.
- 0–14 points: The routine lacks creativity, effort, or thoughtful choreography.

2. Performance Quality (20 points)

- 18–20 points: The performance is polished, confident, and emotionally expressive, effectively conveying the music's message.
- 14–17 points: The performance is solid and expressive but may have minor inconsistencies in energy, confidence, or timing.
- 10–13 points: The performance shows effort but lacks energy, precision, or emotional connection to the music.
- 0–9 points: The performance is incomplete, uncoordinated, or lacks effort.

3. Musicality and Timing (20 points)

- 18–20 points: The movements are perfectly synchronized with the music, demonstrating excellent rhythm and understanding of the musical dynamics.
- 14–17 points: The movements are mostly in sync with the music, with minor lapses in timing or rhythm.
- 10–13 points: The movements show some connection to the music but lack consistent synchronization.
- 0–9 points: The movements are poorly timed or disconnected from the music.

4. Visual Presentation (15 points)

- 14–15 points: The video is clear, well-lit, and captures the performance effectively, with attention to attire that complements the theme.
- 11–13 points: The video is clear and well-presented but may lack some polish or attention to visual details.
- 8–10 points: The video is functional but has noticeable issues (e.g., poor lighting, unclear angles, inappropriate attire).
- 0–7 points: The video is incomplete, poorly presented, or severely affects the viewer's ability to appreciate the performance.

5. Connection to Scripture (10 points)

- 9–10 points: The scripture reference is thoughtfully chosen and strongly connects to the dance routine's theme or message.
- 7–8 points: The scripture reference connects well to the project but could be more thoughtfully chosen.
- 5–6 points: The scripture reference has a loose or minimal connection to the performance.
- 0–4 points: The scripture reference is unclear, irrelevant, or missing.

6. Effort and Overall Impact (10 points)

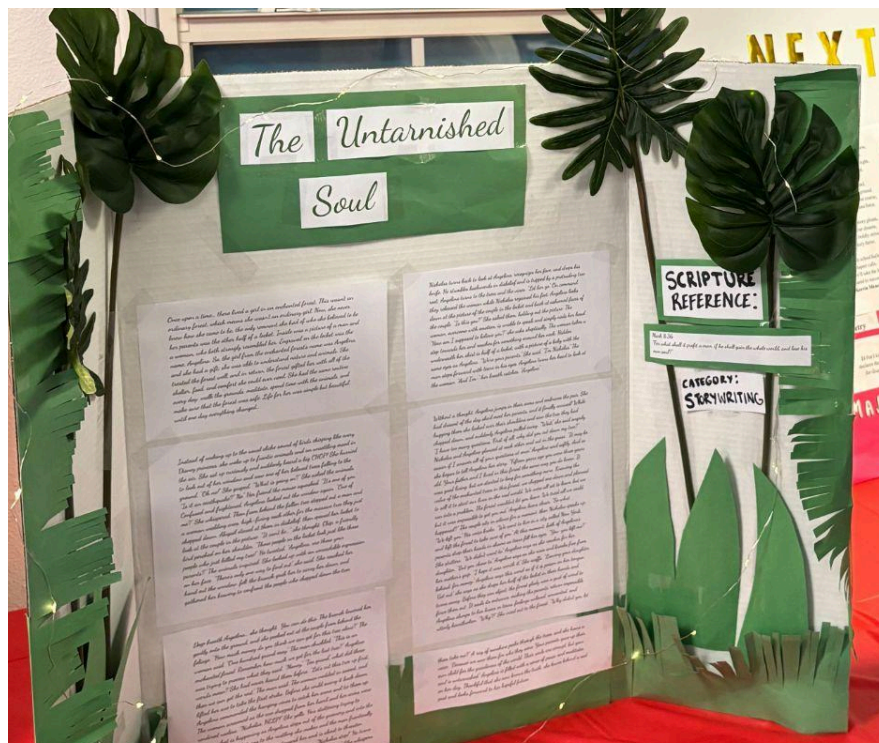
- 9–10 points: The project reflects exceptional effort, with a strong and memorable impact on the audience.
- 7–8 points: The project demonstrates solid effort and leaves a positive impression.
- 5–6 points: The project shows moderate effort but leaves a limited impression.
- 0–4 points: The project reflects minimal effort and leaves little to no impression.

Poetry or Short Story

Poetry or Short Story Project Display Requirements:

The project must be displayed on a foam or cardboard board and include:

- Student Name
- Category Title (e.g., Poetry, Short Story)
- Title of Project (along with the writing piece, in at least 14 pt. font if typed)
- Scripture Reference (A Bible verse that reflects the writing piece)



Rubric on the next page.

Grading Scale:

- 90–100 points: Outstanding
- 80–89 points: Excellent
- 70–79 points: Satisfactory
- 60–69 points: Needs Improvement
- 0–59 points: Unsatisfactory

Writing Rubric Categories

1. Content and Originality (25 points)

- 23–25 points: The piece is highly original, creative, and engaging, with a clear and compelling message or theme.
- 19–22 points: The piece is creative and well-written but may lack a fully developed theme or originality in some areas.
- 15–18 points: The piece shows some creativity but relies on familiar ideas or lacks depth.
- 0–14 points: The piece lacks originality, creativity, or a clear theme.

2. Writing Quality (20 points)

- 18–20 points: The writing is polished and free of errors, with excellent grammar, spelling, and structure.
- 14–17 points: The writing is strong but contains minor errors in grammar, spelling, or sentence structure.
- 10–13 points: The writing is functional but contains noticeable errors that detract from clarity or flow.
- 0–9 points: The writing is unclear, disorganized, or filled with frequent errors.

3. Theme and Emotional Impact (20 points)

- 18–20 points: The piece conveys a powerful theme or emotion, leaving a lasting impression on the reader.
- 14–17 points: The piece has a clear theme and evokes some emotion but lacks the depth to be truly impactful.
- 10–13 points: The theme is somewhat present but underdeveloped, with minimal emotional connection.
- 0–9 points: The theme is unclear or absent, and the piece lacks emotional resonance.

4. Presentation and Display (15 points)

- 14–15 points: The display is neat, visually appealing, and includes all required elements (student name, category title, title of project, writing piece, scripture reference).
- 11–13 points: The display is clear and organized but may lack polish or minor elements.
- 8–10 points: The display is functional but has noticeable issues with neatness, organization, or missing elements.
- 0–7 points: The display is messy, incomplete, or missing several required elements.

5. Connection to Scripture (10 points)

- 9–10 points: The scripture reference is thoughtfully chosen and strongly connects to the writing piece's theme or message.
- 7–8 points: The scripture reference connects well to the project but could be more thoughtfully chosen.
- 5–6 points: The scripture reference has a loose or minimal connection to the project.
- 0–4 points: The scripture reference is unclear, irrelevant, or missing.

6. Effort and Overall Impact (10 points)

- 9–10 points: The project reflects exceptional effort and leaves a strong, lasting impression.
- 7–8 points: The project demonstrates solid effort and leaves a positive impression.
- 5–6 points: The project shows moderate effort and leaves a neutral or limited impact.
- 0–4 points: The project reflects minimal effort and leaves little to no impression.