



US00D784779S

(12) **United States Design Patent**
Reichle

(10) **Patent No.:** **US D784,779 S**

(45) **Date of Patent:** **** Apr. 25, 2017**

(54) **BUOYANT HOLDER**

D342,421 S *	12/1993	DuBow	D7/708
D359,665 S *	6/1995	Levine	D7/702
D525,091 S *	7/2006	Baxter	D7/701

(71) Applicant: **Andrew L. Reichle**, Westerville, OH
(US)

* cited by examiner

(72) Inventor: **Andrew L. Reichle**, Westerville, OH
(US)

Primary Examiner — Terry Wallace

(**) Term: **15 Years**

(74) *Attorney, Agent, or Firm* — Ice Miller LLP

(21) Appl. No.: **29/543,544**

(22) Filed: **Oct. 26, 2015**

(57) **CLAIM**

(51) **LOC (10) Cl.** **07-06**

The ornamental design for a buoyant holder, as shown and described.

(52) **U.S. Cl.**

USPC **D7/702**

(58) **Field of Classification Search**

USPC D7/701–708, 619.1–625, 600.1–600.4;
D9/600, 669; D21/801, 803, 809

CPC A47G 23/0216; A47G 23/0241; A47G
2200/02; A47G 33/0836; A47B 73/00

See application file for complete search history.

DESCRIPTION

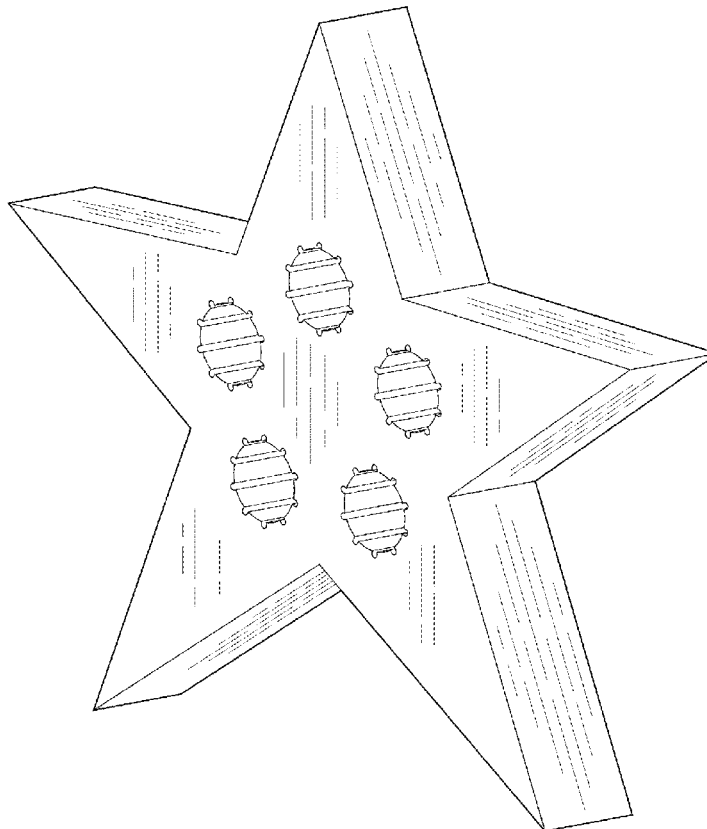
FIG. 1 is a front perspective view of the buoyant holder;
FIG. 2 is a front elevation view of the buoyant holder;
FIG. 3 is a left side elevation view of the buoyant holder;
FIG. 4 is a top plan view of the buoyant holder;
FIG. 5 is a bottom plan view of the buoyant holder;
FIG. 6 is a rear elevation view of the buoyant holder; and,
FIG. 7 is a right side elevation view of the buoyant holder.

(56) **References Cited**

U.S. PATENT DOCUMENTS

2,199,435 A *	5/1940	Koonz	A47G 33/0836
				362/121
D294,786 S *	3/1988	Bossett, Jr.	D6/674

1 Claim, 6 Drawing Sheets






FIG. 1

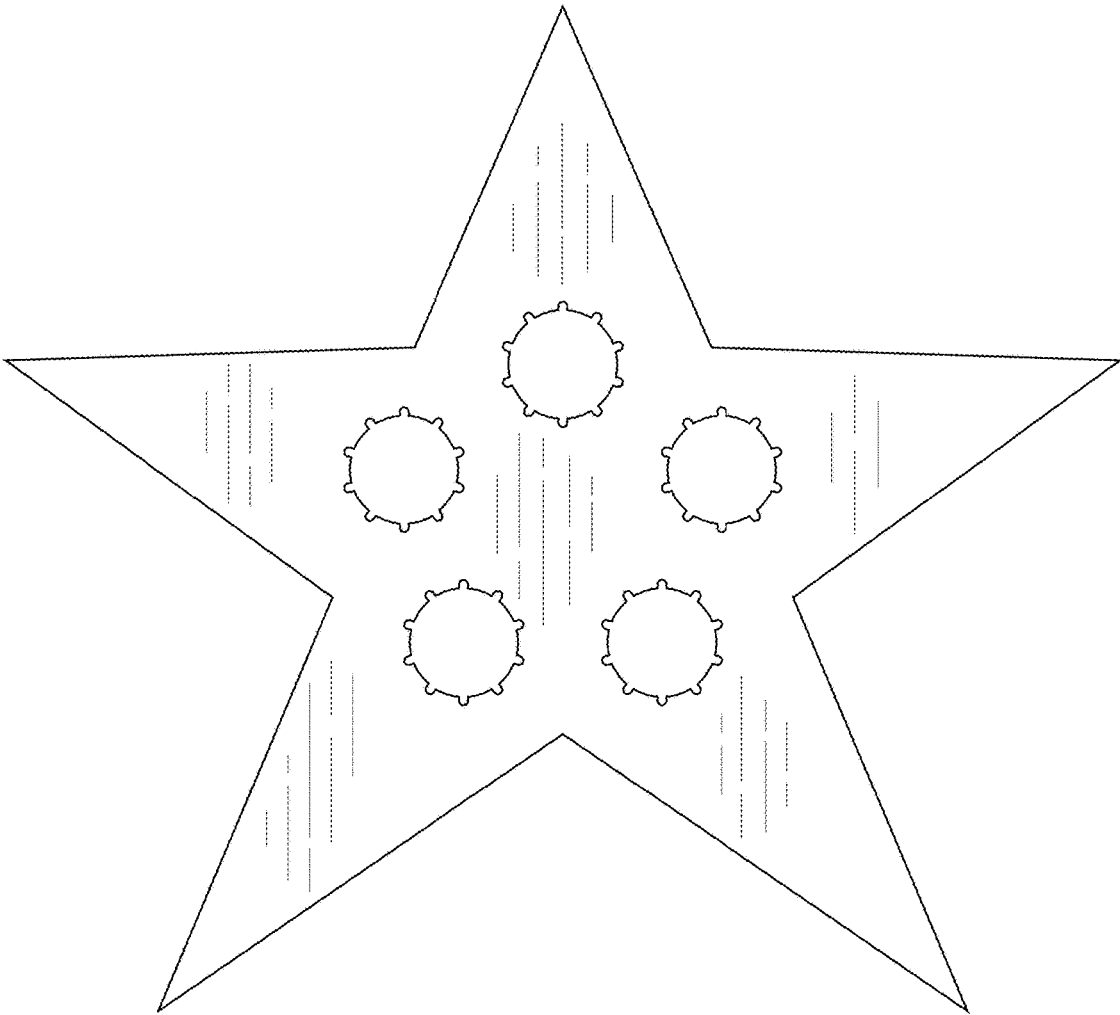


FIG. 2

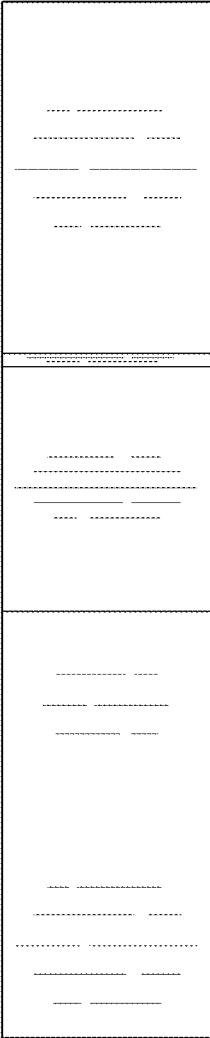


FIG. 3

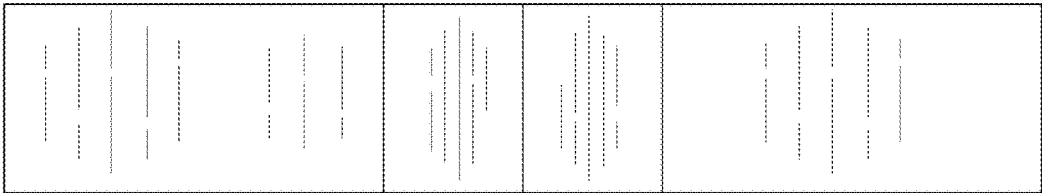


FIG. 4

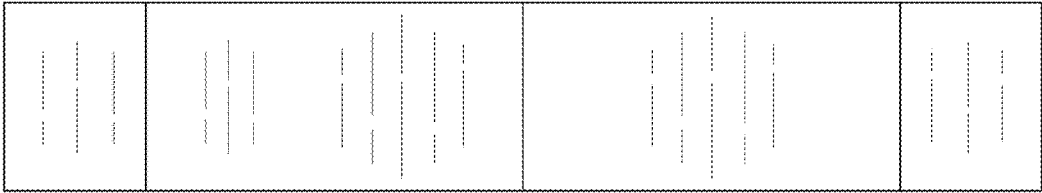


FIG. 5




FIG. 6




FIG. 7