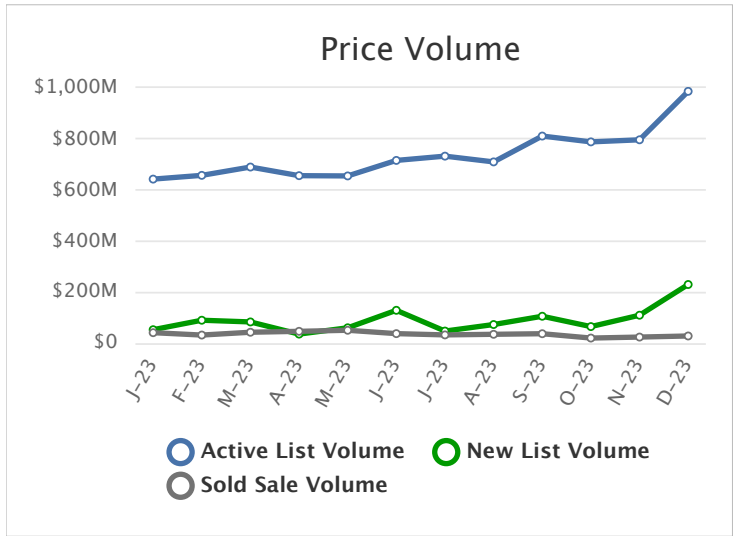
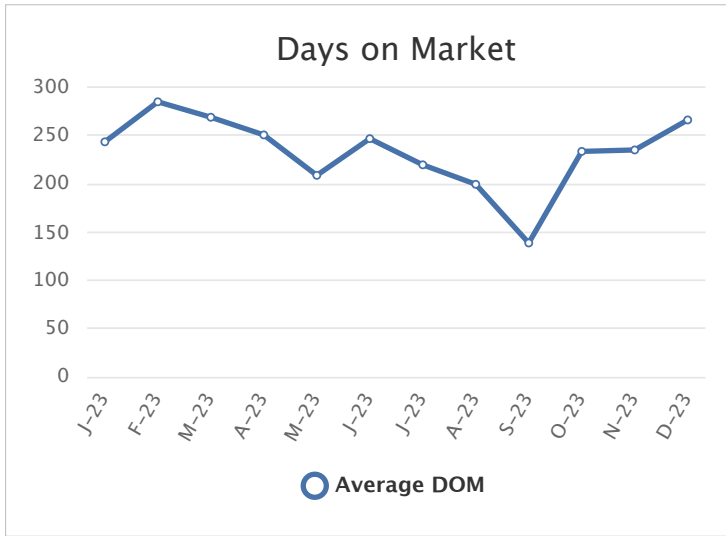
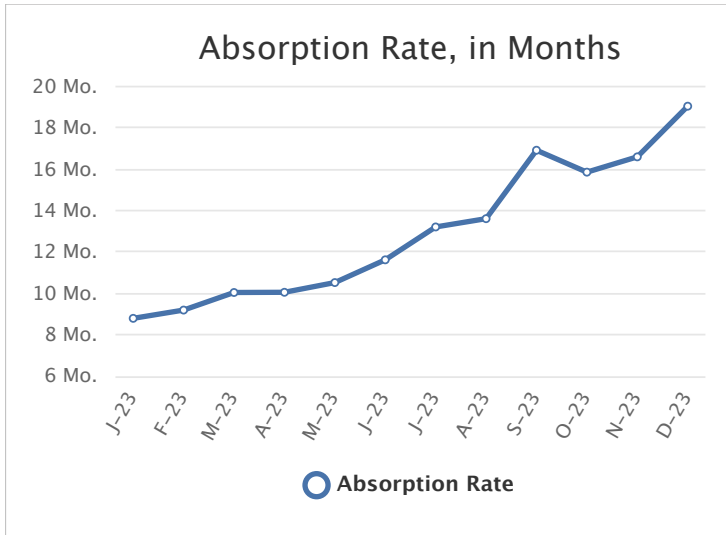
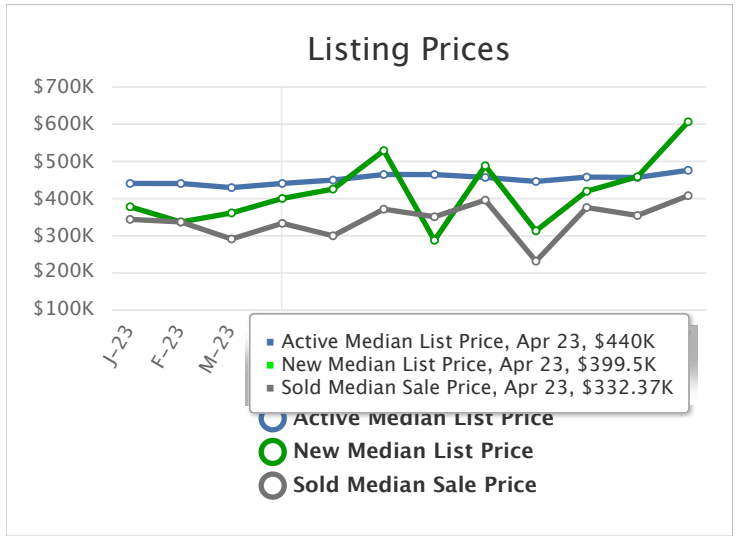
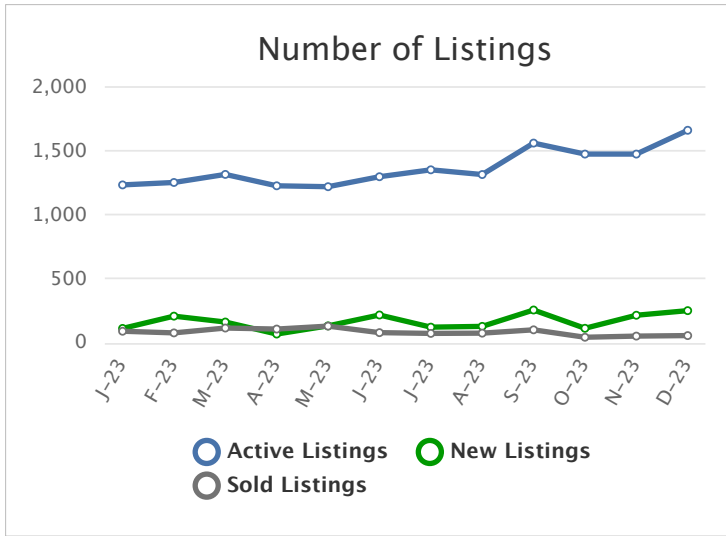


Market Summary

Condos, December 2023



Summary Statistics

	Dec-23	Dec-22	% Chg	2023 YTD	2022 YTD	% Chg
Absorption Rate	19.06	8.71	118.83	12.97	8.51	52.41
Average List Price	\$591,921	\$528,697	11.96	\$526,608	\$442,138	19.10
Median List Price	\$475,459	\$450,300	5.59	\$430,000	\$367,500	17.01
Average Sale Price	\$483,202	\$409,693	17.94	\$415,362	\$354,215	17.26
Median Sale Price	\$407,000	\$360,000	13.06	\$335,000	\$292,272	14.62
Average DOM	266	204	30.39	230	294	-21.77
Median DOM	189	169	11.83	161	202	-20.30

Sold Listings

	This Month			Year to Date		
	2023	2022	% Chg	2023	2022	% Chg
0-99,999	0	1	-100.0	12	6	100.0
100,000-149,999	4	1	300.0	60	109	-45.0
150,000-199,999	2	6	-66.7	74	231	-68.0
200,000-249,999	3	12	-75.0	123	251	-51.0
250,000-299,999	7	11	-36.4	158	270	-41.5
300,000-349,999	7	8	-12.5	114	180	-36.7
350,000-399,999	6	12	-50.0	89	156	-42.9
400,000-449,999	1	5	-80.0	69	124	-44.4
450,000-499,999	7	3	133.3	68	73	-6.8
500,000-549,999	2	6	-66.7	37	75	-50.7
550,000-599,999	8	4	100.0	55	53	3.8
600,000-649,999	2	6	-66.7	32	27	18.5
650,000-699,999	0	1	-100.0	19	29	-34.5
700,000-749,999	2	2	0.0	19	15	26.7
750,000-799,999	0	0	0.0	10	11	-9.1
800,000-849,999	0	2	-100.0	7	13	-46.2
850,000-899,999	2	0	N/A	15	9	66.7
900,000-949,999	0	0	0.0	10	6	66.7

Pending Listings

	This Month			Year to Date		
	2023	2022	% Chg	2023	2022	% Chg
0-99,999	0	1	-100.0	10	8	25.0
100,000-149,999	1	0	N/A	58	96	-39.6
150,000-199,999	1	7	-85.7	59	167	-64.7
200,000-249,999	7	6	16.7	87	257	-66.1
250,000-299,999	9	17	-47.1	187	230	-18.7
300,000-349,999	6	9	-33.3	112	181	-38.1
350,000-399,999	4	14	-71.4	117	150	-22.0
400,000-449,999	3	6	-50.0	75	116	-35.3
450,000-499,999	7	12	-41.7	84	95	-11.6
500,000-549,999	2	3	-33.3	61	65	-6.2
550,000-599,999	4	6	-33.3	65	47	38.3
600,000-649,999	4	3	33.3	36	41	-12.2
650,000-699,999	3	2	50.0	26	23	13.0
700,000-749,999	1	1	0.0	19	15	26.7
750,000-799,999	3	3	0.0	16	26	-38.5
800,000-849,999	0	1	-100.0	6	8	-25.0
850,000-899,999	2	2	0.0	21	14	50.0
900,000-949,999	0	2	-100.0	6	10	-40.0

950,000-999,999	0	1	-100.0	6	6	0.0	950,000-999,999	2	3	-33.3	13	11	18.2
1,000,000-1,499,999	5	2	150.0	33	33	0.0	1,000,000-1,499,999	5	4	25.0	34	36	-5.6
1,500,000-1,999,999	0	0	0.0	9	6	50.0	1,500,000-1,999,999	1	3	-66.7	6	9	-33.3
2,000,000-2,999,999	0	0	0.0	3	2	50.0	2,000,000-2,999,999	0	0	0.0	5	2	150.0
3,000,000-3,999,999	0	0	0.0	0	0	0.0	3,000,000-3,999,999	0	0	0.0	0	0	0.0
4,000,000-4,999,999	0	0	0.0	0	0	0.0	4,000,000-4,999,999	0	0	0.0	0	0	0.0
5,000,000+	0	0	0.0	0	0	0.0	5,000,000+	0	0	0.0	0	0	0.0
Totals	58	83	-30.1	1022	1685	-39.3	Totals	65	105	-38.1	1103	1607	-31.4

Active Listings

	This Month			Year to Date		
	2023	2022	% Chg	2023	2022	% Chg
0-99,999	7	13	-46.2	23	28	-17.9
100,000-149,999	32	8	300.0	100	119	-16.0
150,000-199,999	60	33	81.8	154	228	-32.5
200,000-249,999	72	62	16.1	205	359	-42.9
250,000-299,999	146	167	-12.6	399	427	-6.6
300,000-349,999	165	109	51.4	326	314	3.8
350,000-399,999	119	143	-16.8	298	327	-8.9
400,000-449,999	144	101	42.6	257	246	4.5
450,000-499,999	165	121	36.4	289	236	22.5
500,000-549,999	134	86	55.8	227	157	44.6
550,000-599,999	110	89	23.6	204	138	47.8
600,000-649,999	71	70	1.4	131	118	11.0
650,000-699,999	64	40	60.0	104	70	48.6
700,000-749,999	59	35	68.6	99	58	70.7
750,000-799,999	50	33	51.5	73	69	5.8
800,000-849,999	22	15	46.7	37	26	42.3
850,000-899,999	29	30	-3.3	57	50	14.0

New Listings

	This Month			Year to Date		
	2023	2022	% Chg	2023	2022	% Chg
0-99,999	3	1	200.0	10	22	-54.5
100,000-149,999	1	3	-66.7	84	35	140.0
150,000-199,999	5	15	-66.7	109	119	-8.4
200,000-249,999	14	5	180.0	137	176	-22.2
250,000-299,999	8	10	-20.0	223	207	7.7
300,000-349,999	14	4	250.0	212	137	54.7
350,000-399,999	12	18	-33.3	147	176	-16.5
400,000-449,999	16	21	-23.8	146	140	4.3
450,000-499,999	23	23	0.0	175	144	21.5
500,000-549,999	21	20	5.0	143	100	43.0
550,000-599,999	9	18	-50.0	119	93	28.0
600,000-649,999	14	30	-53.3	63	67	-6.0
650,000-699,999	10	10	0.0	66	50	32.0
700,000-749,999	10	22	-54.5	64	44	45.5
750,000-799,999	9	14	-35.7	44	43	2.3
800,000-849,999	2	8	-75.0	23	18	27.8
850,000-899,999	3	6	-50.0	29	35	-17.1

900,000-949,999	15	11	36.4	34	23	47.8	900,000-949,999	2	2	0.0	23	18	27.8
950,000-999,999	17	13	30.8	33	24	37.5	950,000-999,999	4	2	100.0	23	15	53.3
1,000,000-1,499,999	104	70	48.6	156	112	39.3	1,000,000-1,499,999	27	4	575.0	89	51	74.5
1,500,000-1,999,999	44	23	91.3	58	33	75.8	1,500,000-1,999,999	19	0	N/A	38	20	90.0
2,000,000-2,999,999	28	4	600.0	37	8	362.5	2,000,000-2,999,999	21	0	N/A	33	6	450.0
3,000,000-3,999,999	5	1	400.0	7	1	600.0	3,000,000-3,999,999	5	0	N/A	6	1	500.0
4,000,000-4,999,999	1	0	N/A	2	0	N/A	4,000,000-4,999,999	1	0	N/A	2	0	N/A
5,000,000+	0	0	0.0	0	0	0.0	5,000,000+	0	0	0.0	0	0	0.0
Totals	1663	1277	30.2	3310	3171	4.4	Totals	253	236	7.2	2008	1717	16.9

Information is deemed to be reliable, but is not guaranteed. © 2024 [MLS](#) and [FBS](#). Prepared by Job Gutierrez on Tuesday, January 02, 2024 6:22 AM.

Due to the international outreach of the Real Estate websites, the prices herein advertised in USD currency are payable in Pesos MXN (Mexican currency) at the official exchange rate FIX <https://www.banxico.org.mx/tipcamb/tipCamMIAction.do?idioma=sp> applicable on the payment date or any other exchange rate agreed upon by the parties of the transaction.

Debido al alcance internacional de los sitios web de Bienes Raíces, los precios aquí anunciados en moneda USD son pagaderos en Pesos MXN (moneda mexicana) al tipo de cambio oficial FIX <https://www.banxico.org.mx/tipcamb/tipCamMIAction.do?idioma=sp> aplicable en la fecha de pago o cualquier otro tipo de cambio acordado por las partes de la transacción.