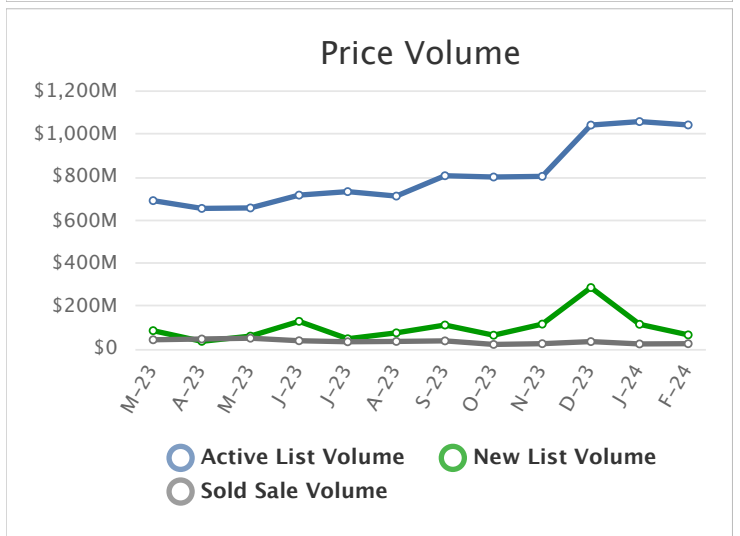
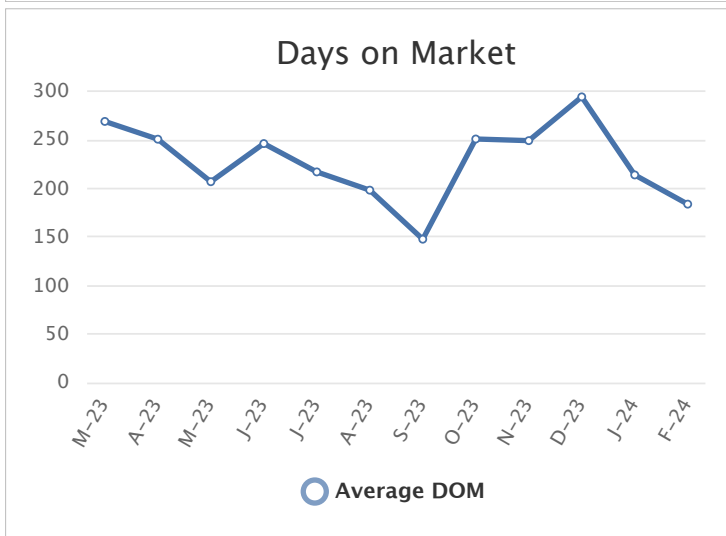
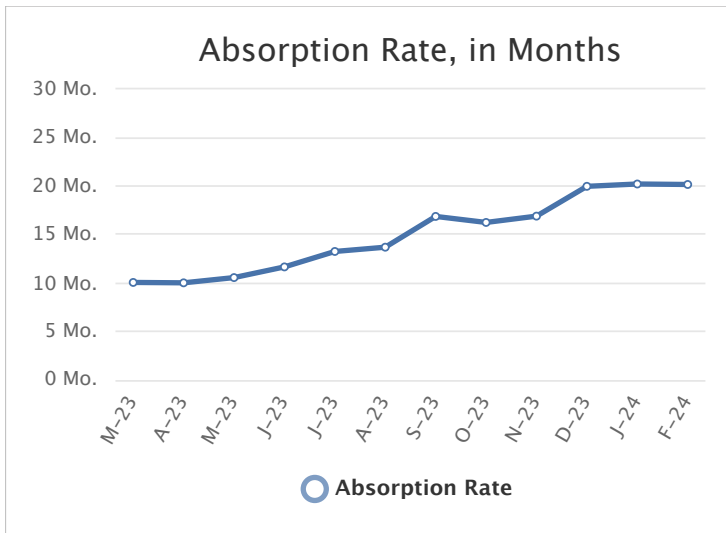
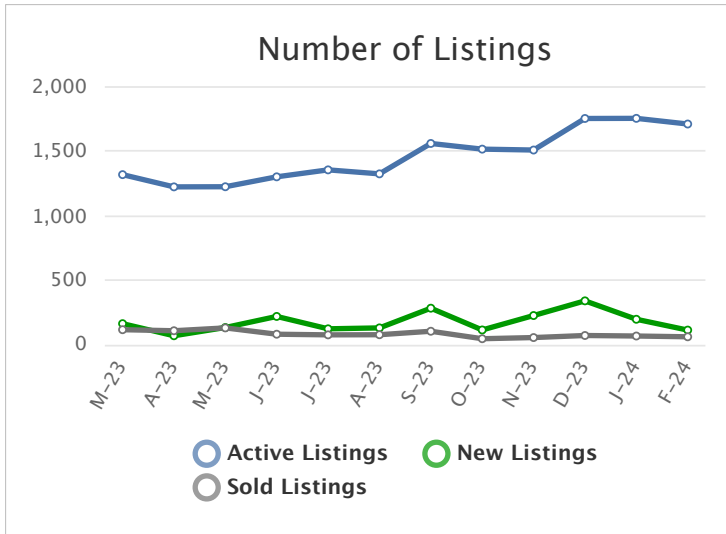


Market Summary

Condos, February 2024



Summary Statistics

	Feb-24	Feb-23	% Chg	2024 YTD	2023 YTD	% Chg
Absorption Rate	20.14	9.19	119.15	20.16	9.04	123.01
Average List Price	\$608,761	\$521,459	16.74	\$594,945	\$499,380	19.14
Median List Price	\$475,094	\$439,560	8.08	\$462,000	\$413,441	11.75
Average Sale Price	\$392,964	\$400,418	-1.86	\$370,146	\$424,328	-12.77
Median Sale Price	\$300,000	\$335,968	-10.71	\$297,774	\$341,315	-12.76
Average DOM	183	285	-35.79	198	262	-24.43
Median DOM	99	287	-65.51	124	219	-43.38

Sold Listings

	This Month			Year to Date		
	2024	2023	% Chg	2024	2023	% Chg
0-99,999	0	3	-100.0	0	5	-100.0
100,000-149,999	6	1	500.0	11	3	266.7
150,000-199,999	5	6	-16.7	11	11	0.0
200,000-249,999	15	10	50.0	33	19	73.7
250,000-299,999	2	11	-81.8	11	25	-56.0
300,000-349,999	6	14	-57.1	12	30	-60.0
350,000-399,999	6	7	-14.3	8	15	-46.7
400,000-449,999	4	4	0.0	11	10	10.0
450,000-499,999	3	6	-50.0	7	10	-30.0
500,000-549,999	4	2	100.0	7	7	0.0
550,000-599,999	3	7	-57.1	4	11	-63.6
600,000-649,999	1	1	0.0	3	4	-25.0
650,000-699,999	1	0	N/A	2	1	100.0
700,000-749,999	1	1	0.0	1	2	-50.0
750,000-799,999	0	0	0.0	3	1	200.0
800,000-849,999	0	0	0.0	0	1	-100.0
850,000-899,999	1	3	-66.7	1	4	-75.0
900,000-949,999	1	0	N/A	1	3	-66.7

Pending Listings

	This Month			Year to Date		
	2024	2023	% Chg	2024	2023	% Chg
0-99,999	1	3	-66.7	2	5	-60.0
100,000-149,999	3	1	200.0	11	3	266.7
150,000-199,999	10	4	150.0	15	7	114.3
200,000-249,999	11	11	0.0	31	21	47.6
250,000-299,999	13	20	-35.0	26	45	-42.2
300,000-349,999	10	13	-23.1	15	21	-28.6
350,000-399,999	6	13	-53.8	12	34	-64.7
400,000-449,999	6	15	-60.0	10	19	-47.4
450,000-499,999	10	8	25.0	18	20	-10.0
500,000-549,999	8	2	300.0	16	12	33.3
550,000-599,999	4	11	-63.6	11	16	-31.2
600,000-649,999	5	4	25.0	13	9	44.4
650,000-699,999	2	3	-33.3	4	6	-33.3
700,000-749,999	1	0	N/A	3	1	200.0
750,000-799,999	0	1	-100.0	3	2	50.0
800,000-849,999	1	0	N/A	1	2	-50.0
850,000-899,999	5	4	25.0	5	5	0.0
900,000-949,999	2	0	N/A	4	0	N/A

950,000-999,999	1	1	0.0	1	2	-50.0
1,000,000-1,499,999	1	0	N/A	2	3	-33.3
1,500,000-1,999,999	1	2	-50.0	1	4	-75.0
2,000,000-2,999,999	0	0	0.0	0	0	0.0
3,000,000-3,999,999	0	0	0.0	0	0	0.0
4,000,000-4,999,999	0	0	0.0	0	0	0.0
5,000,000+	0	0	0.0	0	0	0.0
Totals	62	79	-21.5	130	171	-24.0

950,000-999,999	1	0	N/A	3	2	50.0
1,000,000-1,499,999	2	6	-66.7	7	10	-30.0
1,500,000-1,999,999	4	0	N/A	8	1	700.0
2,000,000-2,999,999	1	0	N/A	4	0	N/A
3,000,000-3,999,999	0	0	0.0	1	0	N/A
4,000,000-4,999,999	0	0	0.0	0	0	0.0
5,000,000+	0	0	0.0	0	0	0.0
Totals	106	119	-10.9	223	241	-7.5

Active Listings

	This Month			Year to Date		
	2024	2023	% Chg	2024	2023	% Chg
0-99,999	5	10	-50.0	7	14	-50.0
100,000-149,999	16	10	60.0	34	17	100.0
150,000-199,999	60	34	76.5	77	51	51.0
200,000-249,999	66	54	22.2	119	82	45.1
250,000-299,999	125	165	-24.2	182	233	-21.9
300,000-349,999	173	149	16.1	199	198	0.5
350,000-399,999	169	132	28.0	188	175	7.4
400,000-449,999	157	107	46.7	169	126	34.1
450,000-499,999	169	110	53.6	192	131	46.6
500,000-549,999	121	78	55.1	136	94	44.7
550,000-599,999	118	87	35.6	128	106	20.8
600,000-649,999	60	56	7.1	72	64	12.5
650,000-699,999	71	42	69.0	75	48	56.3
700,000-749,999	64	42	52.4	70	44	59.1
750,000-799,999	47	28	67.9	55	31	77.4
800,000-849,999	26	15	73.3	29	19	52.6
850,000-899,999	37	30	23.3	42	36	16.7

New Listings

	This Month			Year to Date		
	2024	2023	% Chg	2024	2023	% Chg
0-99,999	0	1	-100.0	1	1	0.0
100,000-149,999	3	1	200.0	5	1	400.0
150,000-199,999	3	0	N/A	9	7	28.6
200,000-249,999	16	5	220.0	31	16	93.8
250,000-299,999	19	46	-58.7	35	64	-45.3
300,000-349,999	3	79	-96.2	12	91	-86.8
350,000-399,999	15	15	0.0	37	35	5.7
400,000-449,999	3	9	-66.7	26	18	44.4
450,000-499,999	9	8	12.5	33	20	65.0
500,000-549,999	3	13	-76.9	15	18	-16.7
550,000-599,999	4	10	-60.0	12	15	-20.0
600,000-649,999	3	2	50.0	6	3	100.0
650,000-699,999	0	4	-100.0	14	9	55.6
700,000-749,999	3	2	50.0	7	4	75.0
750,000-799,999	5	1	400.0	9	2	350.0
800,000-849,999	1	1	0.0	1	3	-66.7
850,000-899,999	4	5	-20.0	11	7	57.1

900,000-949,999	14	10	40.0	19	13	46.2	900,000-949,999	3	2	50.0	5	2	150.0
950,000-999,999	21	11	90.9	26	13	100.0	950,000-999,999	1	0	N/A	3	0	N/A
1,000,000-1,499,999	101	59	71.2	116	69	68.1	1,000,000-1,499,999	11	3	266.7	24	8	200.0
1,500,000-1,999,999	57	20	185.0	65	22	195.5	1,500,000-1,999,999	4	1	300.0	15	2	650.0
2,000,000-2,999,999	27	7	285.7	36	7	414.3	2,000,000-2,999,999	1	2	-50.0	1	3	-66.7
3,000,000-3,999,999	8	1	700.0	9	1	800.0	3,000,000-3,999,999	0	0	0.0	0	0	0.0
4,000,000-4,999,999	1	0	N/A	1	0	N/A	4,000,000-4,999,999	0	0	0.0	0	0	0.0
5,000,000+	1	0	N/A	1	0	N/A	5,000,000+	0	0	0.0	0	0	0.0
Totals	1714	1257	36.4	2047	1594	28.4	Totals	114	210	-45.7	312	329	-5.2

Information is deemed to be reliable, but is not guaranteed. © 2024 [MLS](#) and [FBS](#). Prepared by Job Gutierrez on Sunday, March 03, 2024 1:02 PM.

Due to the international outreach of the Real Estate websites, the prices herein advertised in USD currency are payable in Pesos MXN (Mexican currency) at the official exchange rate FIX <https://www.banxico.org.mx/tipcamb/tipCamMIAction.do?idioma=sp> applicable on the payment date or any other exchange rate agreed upon by the parties of the transaction.

Debido al alcance internacional de los sitios web de Bienes Raíces, los precios aquí anunciados en moneda USD son pagaderos en Pesos MXN (moneda mexicana) al tipo de cambio oficial FIX <https://www.banxico.org.mx/tipcamb/tipCamMIAction.do?idioma=sp> aplicable en la fecha de pago o cualquier otro tipo de cambio acordado por las partes de la transacción.