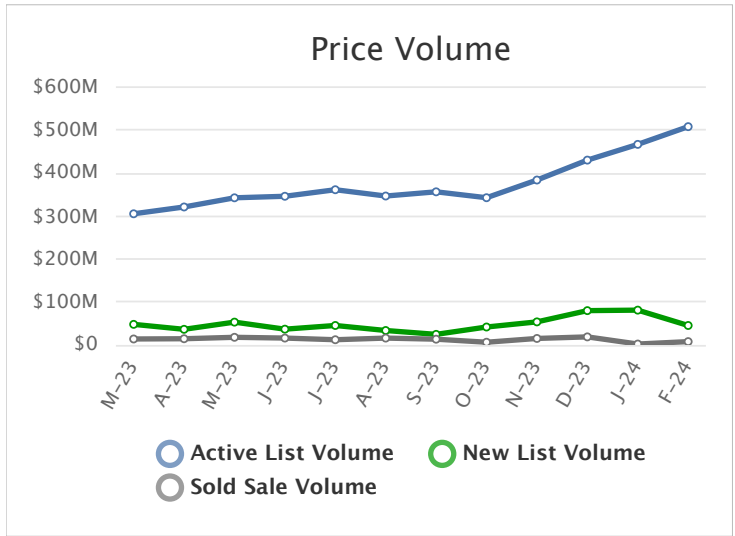
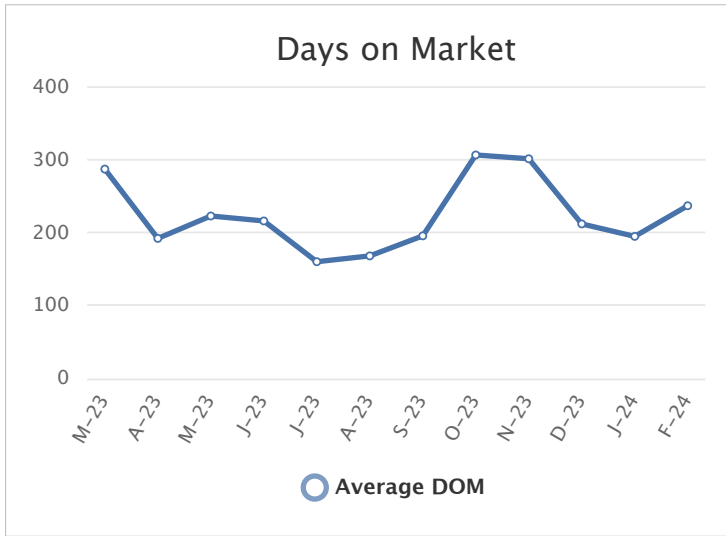
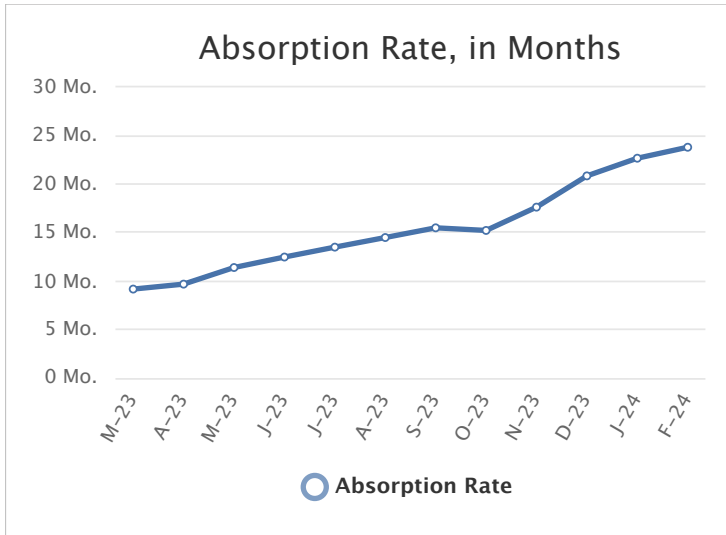
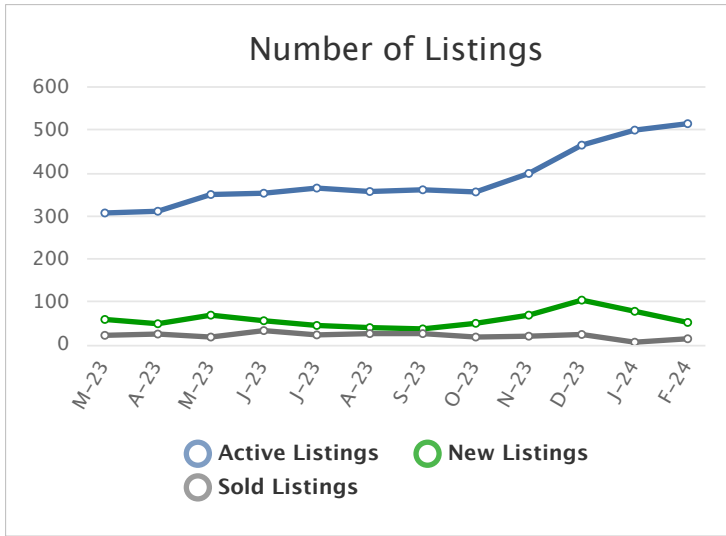


Market Summary

Houses, February 2024



Summary Statistics

	Feb-24	Feb-23	% Chg	2024 YTD	2023 YTD	% Chg
Absorption Rate	23.77	8.35	184.67	23.2	8.13	185.36
Average List Price	\$987,195	\$1,018,537	-3.08	\$942,725	\$894,397	5.40
Median List Price	\$628,869	\$598,000	5.16	\$592,507	\$495,000	19.70
Average Sale Price	\$550,812	\$409,927	34.37	\$489,191	\$411,924	18.76
Median Sale Price	\$389,500	\$380,000	2.50	\$389,500	\$384,500	1.30
Average DOM	237	229	3.49	224	218	2.75
Median DOM	216	200	8.00	174	189	-7.94

Sold Listings

	This Month			Year to Date		
	2024	2023	% Chg	2024	2023	% Chg
0-99,999	0	1	-100.0	0	1	-100.0
100,000-149,999	1	2	-50.0	1	2	-50.0
150,000-199,999	1	2	-50.0	1	4	-75.0
200,000-249,999	1	2	-50.0	3	5	-40.0
250,000-299,999	0	1	-100.0	1	1	0.0
300,000-349,999	3	1	200.0	3	1	200.0
350,000-399,999	2	2	0.0	2	2	0.0
400,000-449,999	0	0	0.0	1	1	0.0
450,000-499,999	2	1	100.0	3	1	200.0
500,000-549,999	0	1	-100.0	1	2	-50.0
550,000-599,999	1	2	-50.0	1	4	-75.0
600,000-649,999	1	1	0.0	1	1	0.0
650,000-699,999	0	1	-100.0	0	1	-100.0
700,000-749,999	0	0	0.0	0	2	-100.0
750,000-799,999	0	0	0.0	0	0	0.0
800,000-849,999	0	0	0.0	0	0	0.0
850,000-899,999	0	1	-100.0	0	1	-100.0
900,000-949,999	1	0	N/A	1	0	N/A

Pending Listings

	This Month			Year to Date		
	2024	2023	% Chg	2024	2023	% Chg
0-99,999	1	0	N/A	1	1	0.0
100,000-149,999	1	1	0.0	1	2	-50.0
150,000-199,999	2	4	-50.0	2	8	-75.0
200,000-249,999	0	1	-100.0	3	3	0.0
250,000-299,999	1	1	0.0	3	1	200.0
300,000-349,999	1	2	-50.0	3	2	50.0
350,000-399,999	4	1	300.0	6	4	50.0
400,000-449,999	0	1	-100.0	0	1	-100.0
450,000-499,999	3	2	50.0	4	3	33.3
500,000-549,999	3	0	N/A	3	0	N/A
550,000-599,999	2	1	100.0	5	3	66.7
600,000-649,999	3	2	50.0	4	4	0.0
650,000-699,999	2	2	0.0	3	2	50.0
700,000-749,999	0	1	-100.0	0	1	-100.0
750,000-799,999	0	1	-100.0	3	1	200.0
800,000-849,999	0	1	-100.0	0	1	-100.0
850,000-899,999	0	1	-100.0	0	1	-100.0
900,000-949,999	0	0	0.0	0	0	0.0

950,000-999,999	0	1	-100.0	0	1	-100.0
1,000,000-1,499,999	0	0	0.0	0	0	0.0
1,500,000-1,999,999	0	0	0.0	0	0	0.0
2,000,000-2,999,999	1	0	N/A	1	0	N/A
3,000,000-3,999,999	0	0	0.0	0	0	0.0
4,000,000-4,999,999	0	0	0.0	0	0	0.0
5,000,000+	0	0	0.0	0	0	0.0
Totals	14	19	-26.3	20	30	-33.3

950,000-999,999	1	0	N/A	2	0	N/A
1,000,000-1,499,999	1	0	N/A	5	3	66.7
1,500,000-1,999,999	0	0	0.0	0	1	-100.0
2,000,000-2,999,999	3	0	N/A	3	1	200.0
3,000,000-3,999,999	0	0	0.0	0	0	0.0
4,000,000-4,999,999	0	0	0.0	0	0	0.0
5,000,000+	0	0	0.0	0	1	-100.0
Totals	28	22	27.3	51	44	15.9

Active Listings

	This Month			Year to Date		
	2024	2023	% Chg	2024	2023	% Chg
0-99,999	1	0	N/A	3	4	-25.0
100,000-149,999	12	8	50.0	13	40	-67.5
150,000-199,999	31	16	93.8	38	41	-7.3
200,000-249,999	31	9	244.4	37	14	164.3
250,000-299,999	22	17	29.4	30	20	50.0
300,000-349,999	28	27	3.7	44	30	46.7
350,000-399,999	26	16	62.5	34	27	25.9
400,000-449,999	22	12	83.3	24	13	84.6
450,000-499,999	32	20	60.0	37	25	48.0
500,000-549,999	22	8	175.0	24	11	118.2
550,000-599,999	21	11	90.9	28	14	100.0
600,000-649,999	24	7	242.9	28	11	154.5
650,000-699,999	24	9	166.7	25	10	150.0
700,000-749,999	17	6	183.3	17	6	183.3
750,000-799,999	17	16	6.3	22	17	29.4
800,000-849,999	5	3	66.7	6	6	0.0
850,000-899,999	18	10	80.0	18	12	50.0

New Listings

	This Month			Year to Date		
	2024	2023	% Chg	2024	2023	% Chg
0-99,999	0	1	-100.0	0	1	-100.0
100,000-149,999	1	1	0.0	3	2	50.0
150,000-199,999	5	4	25.0	8	6	33.3
200,000-249,999	6	3	100.0	9	4	125.0
250,000-299,999	3	2	50.0	6	4	50.0
300,000-349,999	2	1	100.0	5	14	-64.3
350,000-399,999	2	3	-33.3	8	5	60.0
400,000-449,999	0	1	-100.0	5	3	66.7
450,000-499,999	4	3	33.3	6	6	0.0
500,000-549,999	3	3	0.0	6	4	50.0
550,000-599,999	3	0	N/A	6	4	50.0
600,000-649,999	4	1	300.0	6	1	500.0
650,000-699,999	0	0	0.0	3	1	200.0
700,000-749,999	1	0	N/A	3	1	200.0
750,000-799,999	1	4	-75.0	7	8	-12.5
800,000-849,999	0	2	-100.0	3	3	0.0
850,000-899,999	1	2	-50.0	4	2	100.0

900,000-949,999	8	5	60.0	10	6	66.7	900,000-949,999	1	1	0.0	5	2	150.0
950,000-999,999	16	7	128.6	18	8	125.0	950,000-999,999	2	1	100.0	5	1	400.0
1,000,000-1,499,999	61	25	144.0	71	31	129.0	1,000,000-1,499,999	7	3	133.3	14	6	133.3
1,500,000-1,999,999	20	15	33.3	21	20	5.0	1,500,000-1,999,999	0	2	-100.0	4	5	-20.0
2,000,000-2,999,999	28	20	40.0	33	23	43.5	2,000,000-2,999,999	4	4	0.0	7	4	75.0
3,000,000-3,999,999	14	10	40.0	14	10	40.0	3,000,000-3,999,999	1	0	N/A	3	0	N/A
4,000,000-4,999,999	4	3	33.3	4	3	33.3	4,000,000-4,999,999	0	0	0.0	0	0	0.0
5,000,000+	11	6	83.3	12	9	33.3	5,000,000+	1	0	N/A	4	1	300.0
Totals	515	286	80.1	611	411	48.7	Totals	52	42	23.8	130	88	47.7

Information is deemed to be reliable, but is not guaranteed. © 2024 [MLS](#) and [FBS](#). Prepared by Job Gutierrez on Sunday, March 03, 2024 1:00 PM.

Due to the international outreach of the Real Estate websites, the prices herein advertised in USD currency are payable in Pesos MXN (Mexican currency) at the official exchange rate FIX <https://www.banxico.org.mx/tipcamb/tipCamMlAction.do?idioma=sp> applicable on the payment date or any other exchange rate agreed upon by the parties of the transaction.

Debido al alcance internacional de los sitios web de Bienes Raíces, los precios aquí anunciados en moneda USD son pagaderos en Pesos MXN (moneda mexicana) al tipo de cambio oficial FIX <https://www.banxico.org.mx/tipcamb/tipCamMlAction.do?idioma=sp> aplicable en la fecha de pago o cualquier otro tipo de cambio acordado por las partes de la transacción.