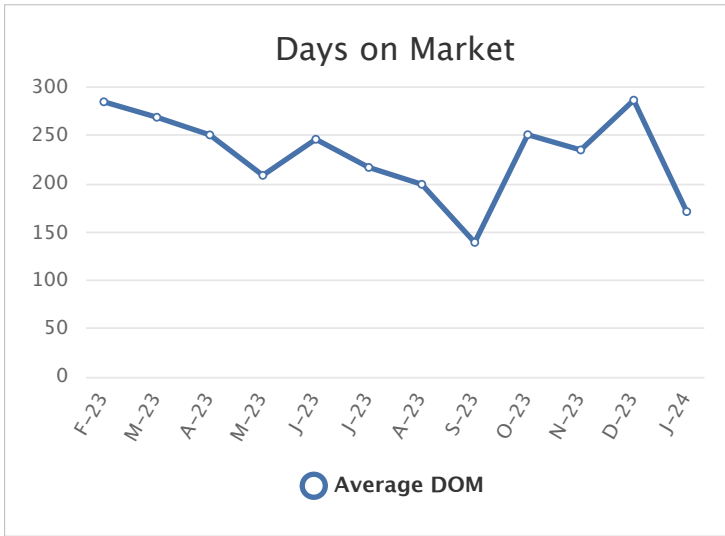
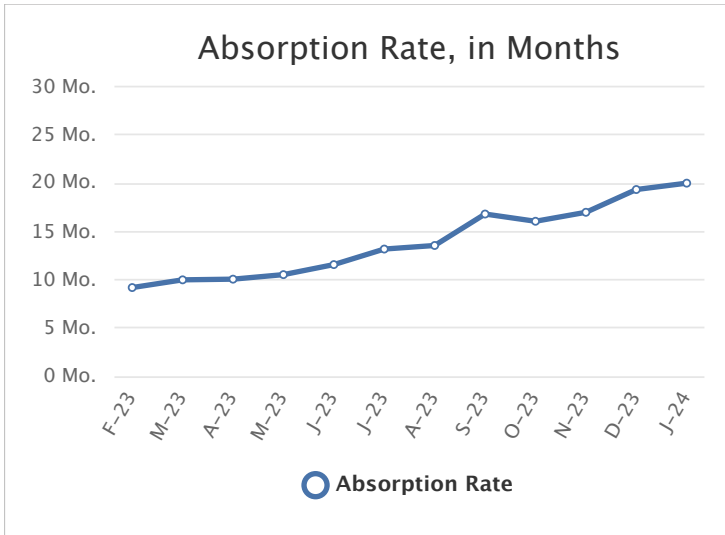
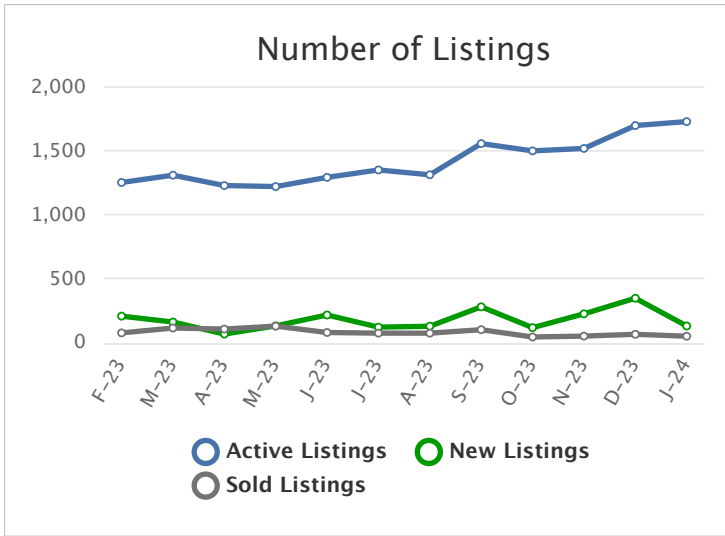


Market Summary

Condos, January 2024



Summary Statistics

	Jan-24	Jan-23	% Chg	2024 YTD	2023 YTD	% Chg
Absorption Rate	20.01	8.81	127.13	20.01	8.81	127.13
Average List Price	\$598,529	\$516,915	15.79	\$597,227	\$510,049	17.09
Median List Price	\$475,000	\$439,560	8.06	\$469,800	\$430,430	9.15
Average Sale Price	\$317,808	\$444,859	-28.56	\$317,808	\$444,859	-28.56
Median Sale Price	\$246,000	\$343,033	-28.29	\$246,000	\$343,033	-28.29
Average DOM	171	243	-29.63	178	243	-26.75
Median DOM	124	167	-25.75	128	167	-23.35

Sold Listings

	This Month			Year to Date		
	2024	2023	% Chg	2024	2023	% Chg
0-99,999	0	2	-100.0	0	2	-100.0
100,000-149,999	4	2	100.0	4	2	100.0
150,000-199,999	5	5	0.0	5	5	0.0
200,000-249,999	18	9	100.0	18	9	100.0
250,000-299,999	9	14	-35.7	9	14	-35.7
300,000-349,999	3	16	-81.2	3	16	-81.2
350,000-399,999	1	8	-87.5	1	8	-87.5
400,000-449,999	3	6	-50.0	3	6	-50.0
450,000-499,999	3	4	-25.0	3	4	-25.0
500,000-549,999	1	5	-80.0	1	5	-80.0
550,000-599,999	1	4	-75.0	1	4	-75.0
600,000-649,999	2	3	-33.3	2	3	-33.3
650,000-699,999	1	1	0.0	1	1	0.0
700,000-749,999	0	1	-100.0	0	1	-100.0
750,000-799,999	1	1	0.0	1	1	0.0
800,000-849,999	0	1	-100.0	0	1	-100.0
850,000-899,999	0	1	-100.0	0	1	-100.0
900,000-949,999	0	3	-100.0	0	3	-100.0

Pending Listings

	This Month			Year to Date		
	2024	2023	% Chg	2024	2023	% Chg
0-99,999	0	2	-100.0	0	2	-100.0
100,000-149,999	8	2	300.0	8	2	300.0
150,000-199,999	6	3	100.0	6	3	100.0
200,000-249,999	19	10	90.0	19	10	90.0
250,000-299,999	13	25	-48.0	13	25	-48.0
300,000-349,999	6	8	-25.0	6	8	-25.0
350,000-399,999	5	21	-76.2	5	21	-76.2
400,000-449,999	3	4	-25.0	3	4	-25.0
450,000-499,999	9	12	-25.0	9	12	-25.0
500,000-549,999	7	10	-30.0	7	10	-30.0
550,000-599,999	7	5	40.0	7	5	40.0
600,000-649,999	8	5	60.0	8	5	60.0
650,000-699,999	2	3	-33.3	2	3	-33.3
700,000-749,999	3	1	200.0	3	1	200.0
750,000-799,999	3	1	200.0	3	1	200.0
800,000-849,999	0	2	-100.0	0	2	-100.0
850,000-899,999	0	1	-100.0	0	1	-100.0
900,000-949,999	2	0	N/A	2	0	N/A

950,000-999,999	0	1	-100.0	0	1	-100.0
1,000,000-1,499,999	1	3	-66.7	1	3	-66.7
1,500,000-1,999,999	0	2	-100.0	0	2	-100.0
2,000,000-2,999,999	0	0	0.0	0	0	0.0
3,000,000-3,999,999	0	0	0.0	0	0	0.0
4,000,000-4,999,999	0	0	0.0	0	0	0.0
5,000,000+	0	0	0.0	0	0	0.0
Totals	53	92	-42.4	53	92	-42.4

950,000-999,999	0	2	-100.0	0	2	-100.0
1,000,000-1,499,999	5	4	25.0	5	4	25.0
1,500,000-1,999,999	3	1	200.0	3	1	200.0
2,000,000-2,999,999	3	0	N/A	3	0	N/A
3,000,000-3,999,999	1	0	N/A	1	0	N/A
4,000,000-4,999,999	0	0	0.0	0	0	0.0
5,000,000+	0	0	0.0	0	0	0.0
Totals	113	122	-7.4	113	122	-7.4

Active Listings

	This Month			Year to Date		
	2024	2023	% Chg	2024	2023	% Chg
0-99,999	6	11	-45.5	8	13	-38.5
100,000-149,999	27	9	200.0	32	16	100.0
150,000-199,999	60	47	27.7	68	50	36.0
200,000-249,999	78	70	11.4	97	80	21.3
250,000-299,999	135	166	-18.7	156	187	-16.6
300,000-349,999	182	107	70.1	195	117	66.7
350,000-399,999	153	133	15.0	160	160	0.0
400,000-449,999	147	105	40.0	157	117	34.2
450,000-499,999	164	110	49.1	174	122	42.6
500,000-549,999	126	69	82.6	134	82	63.4
550,000-599,999	123	87	41.4	128	96	33.3
600,000-649,999	62	60	3.3	70	62	12.9
650,000-699,999	68	39	74.4	72	43	67.4
700,000-749,999	61	41	48.8	63	42	50.0
750,000-799,999	51	31	64.5	52	32	62.5
800,000-849,999	26	16	62.5	27	18	50.0
850,000-899,999	35	30	16.7	36	31	16.1

New Listings

	This Month			Year to Date		
	2024	2023	% Chg	2024	2023	% Chg
0-99,999	1	0	N/A	1	0	N/A
100,000-149,999	0	0	0.0	0	0	0.0
150,000-199,999	2	6	-66.7	2	6	-66.7
200,000-249,999	6	12	-50.0	6	12	-50.0
250,000-299,999	10	18	-44.4	10	18	-44.4
300,000-349,999	5	12	-58.3	5	12	-58.3
350,000-399,999	12	20	-40.0	12	20	-40.0
400,000-449,999	11	9	22.2	11	9	22.2
450,000-499,999	11	12	-8.3	11	12	-8.3
500,000-549,999	6	5	20.0	6	5	20.0
550,000-599,999	7	5	40.0	7	5	40.0
600,000-649,999	1	1	0.0	1	1	0.0
650,000-699,999	9	5	80.0	9	5	80.0
700,000-749,999	4	2	100.0	4	2	100.0
750,000-799,999	4	1	300.0	4	1	300.0
800,000-849,999	1	2	-50.0	1	2	-50.0
850,000-899,999	5	2	150.0	5	2	150.0

900,000-949,999	14	10	40.0	16	11	45.5	900,000-949,999	1	0	N/A	1	0	N/A
950,000-999,999	26	13	100.0	27	13	107.7	950,000-999,999	3	0	N/A	3	0	N/A
1,000,000-1,499,999	94	61	54.1	101	65	55.4	1,000,000-1,499,999	10	4	150.0	10	4	150.0
1,500,000-1,999,999	54	19	184.2	58	21	176.2	1,500,000-1,999,999	9	1	800.0	9	1	800.0
2,000,000-2,999,999	30	4	650.0	33	5	560.0	2,000,000-2,999,999	0	1	-100.0	0	1	-100.0
3,000,000-3,999,999	8	1	700.0	9	1	800.0	3,000,000-3,999,999	0	0	0.0	0	0	0.0
4,000,000-4,999,999	1	0	N/A	1	0	N/A	4,000,000-4,999,999	0	0	0.0	0	0	0.0
5,000,000+	0	0	0.0	0	0	0.0	5,000,000+	0	0	0.0	0	0	0.0
Totals	1731	1239	39.7	1874	1384	35.4	Totals	118	118	0.0	118	118	0.0

Information is deemed to be reliable, but is not guaranteed. © 2024 [MLS](#) and [FBS](#). Prepared by Job Gutierrez on Thursday, February 01, 2024 10:45 AM.

Due to the international outreach of the Real Estate websites, the prices herein advertised in USD currency are payable in Pesos MXN (Mexican currency) at the official exchange rate FIX <https://www.banxico.org.mx/tipcamb/tipCamMIAction.do?idioma=sp> applicable on the payment date or any other exchange rate agreed upon by the parties of the transaction.

Debido al alcance internacional de los sitios web de Bienes Raíces, los precios aquí anunciados en moneda USD son pagaderos en Pesos MXN (moneda mexicana) al tipo de cambio oficial FIX <https://www.banxico.org.mx/tipcamb/tipCamMIAction.do?idioma=sp> aplicable en la fecha de pago o cualquier otro tipo de cambio acordado por las partes de la transacción.