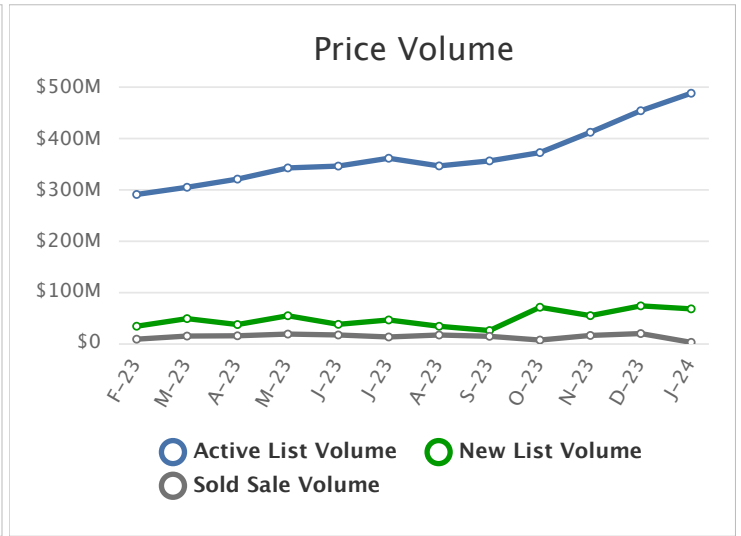
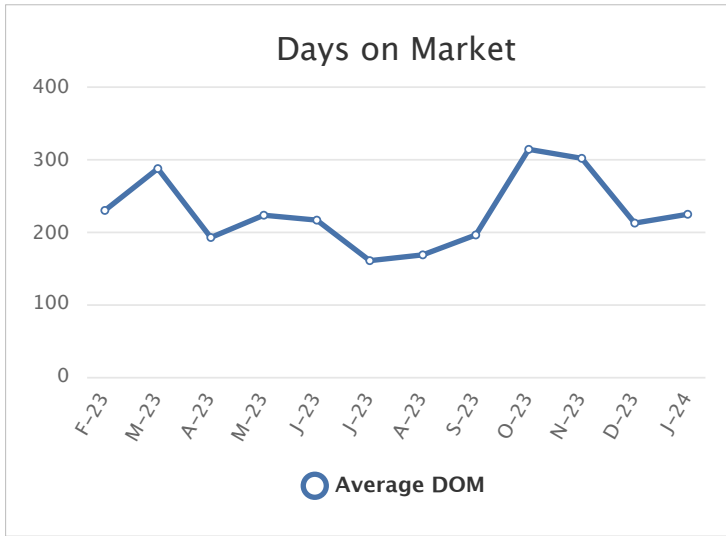
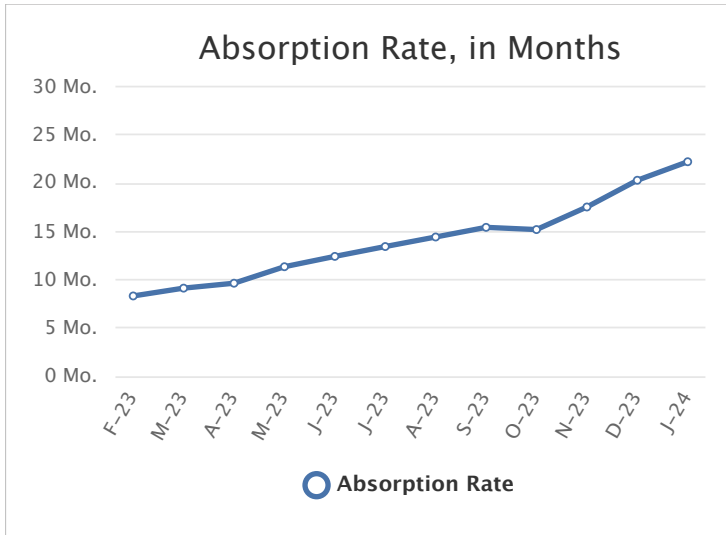
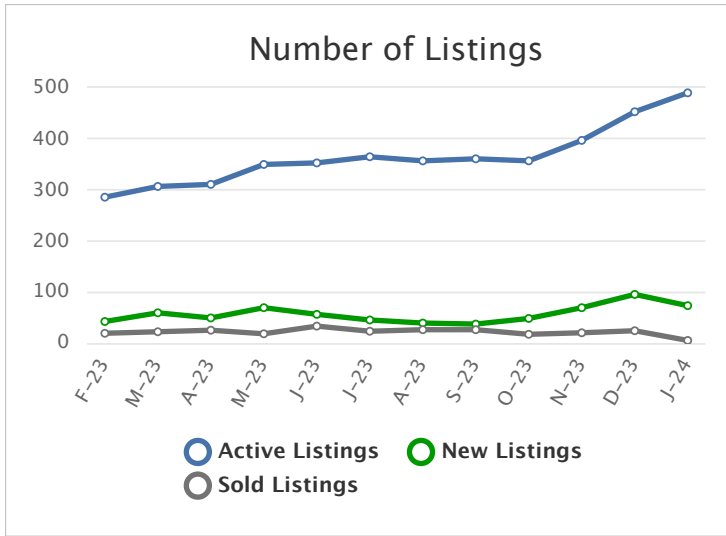


Market Summary

Houses, January 2024



Summary Statistics

	Jan-24	Jan-23	% Chg	2024 YTD	2023 YTD	% Chg
Absorption Rate	22.23	7.81	184.64	22.23	7.81	184.64
Average List Price	\$998,881	\$1,020,156	-2.09	\$993,639	\$907,084	9.54
Median List Price	\$595,000	\$596,000	-0.17	\$598,500	\$484,500	23.53
Average Sale Price	\$313,490	\$415,373	-24.53	\$313,490	\$415,373	-24.53
Median Sale Price	\$282,449	\$447,250	-36.85	\$282,449	\$447,250	-36.85
Average DOM	224	199	12.56	224	199	12.56
Median DOM	148	185	-20.00	148	185	-20.00

Sold Listings

	This Month			Year to Date		
	2024	2023	% Chg	2024	2023	% Chg
0-99,999	0	0	0.0	0	0	0.0
100,000-149,999	0	0	0.0	0	0	0.0
150,000-199,999	0	2	-100.0	0	2	-100.0
200,000-249,999	2	3	-33.3	2	3	-33.3
250,000-299,999	1	0	N/A	1	0	N/A
300,000-349,999	0	0	0.0	0	0	0.0
350,000-399,999	0	0	0.0	0	0	0.0
400,000-449,999	1	1	0.0	1	1	0.0
450,000-499,999	1	0	N/A	1	0	N/A
500,000-549,999	0	1	-100.0	0	1	-100.0
550,000-599,999	0	2	-100.0	0	2	-100.0
600,000-649,999	0	0	0.0	0	0	0.0
650,000-699,999	0	0	0.0	0	0	0.0
700,000-749,999	0	2	-100.0	0	2	-100.0
750,000-799,999	0	0	0.0	0	0	0.0
800,000-849,999	0	0	0.0	0	0	0.0
850,000-899,999	0	0	0.0	0	0	0.0
900,000-949,999	0	0	0.0	0	0	0.0

Pending Listings

	This Month			Year to Date		
	2024	2023	% Chg	2024	2023	% Chg
0-99,999	0	1	-100.0	0	1	-100.0
100,000-149,999	0	1	-100.0	0	1	-100.0
150,000-199,999	0	4	-100.0	0	4	-100.0
200,000-249,999	2	2	0.0	2	2	0.0
250,000-299,999	0	0	0.0	0	0	0.0
300,000-349,999	2	0	N/A	2	0	N/A
350,000-399,999	2	3	-33.3	2	3	-33.3
400,000-449,999	0	0	0.0	0	0	0.0
450,000-499,999	0	1	-100.0	0	1	-100.0
500,000-549,999	0	0	0.0	0	0	0.0
550,000-599,999	3	2	50.0	3	2	50.0
600,000-649,999	0	2	-100.0	0	2	-100.0
650,000-699,999	1	0	N/A	1	0	N/A
700,000-749,999	0	0	0.0	0	0	0.0
750,000-799,999	3	0	N/A	3	0	N/A
800,000-849,999	0	0	0.0	0	0	0.0
850,000-899,999	0	0	0.0	0	0	0.0
900,000-949,999	0	0	0.0	0	0	0.0

950,000-999,999	0	0	0.0	0	0	0.0
1,000,000-1,499,999	0	0	0.0	0	0	0.0
1,500,000-1,999,999	0	0	0.0	0	0	0.0
2,000,000-2,999,999	0	0	0.0	0	0	0.0
3,000,000-3,999,999	0	0	0.0	0	0	0.0
4,000,000-4,999,999	0	0	0.0	0	0	0.0
5,000,000+	0	0	0.0	0	0	0.0
Totals	5	11	-54.5	5	11	-54.5

950,000-999,999	1	0	N/A	1	0	N/A
1,000,000-1,499,999	3	3	0.0	3	3	0.0
1,500,000-1,999,999	0	1	-100.0	0	1	-100.0
2,000,000-2,999,999	0	1	-100.0	0	1	-100.0
3,000,000-3,999,999	0	0	0.0	0	0	0.0
4,000,000-4,999,999	0	0	0.0	0	0	0.0
5,000,000+	0	1	-100.0	0	1	-100.0
Totals	17	22	-22.7	17	22	-22.7

Active Listings

	This Month			Year to Date		
	2024	2023	% Chg	2024	2023	% Chg
0-99,999	3	0	N/A	3	3	0.0
100,000-149,999	10	10	0.0	11	39	-71.8
150,000-199,999	25	22	13.6	31	37	-16.2
200,000-249,999	34	9	277.8	35	11	218.2
250,000-299,999	25	16	56.3	26	17	52.9
300,000-349,999	37	17	117.6	37	29	27.6
350,000-399,999	31	20	55.0	35	24	45.8
400,000-449,999	18	12	50.0	20	12	66.7
450,000-499,999	26	19	36.8	29	22	31.8
500,000-549,999	19	7	171.4	20	8	150.0
550,000-599,999	22	11	100.0	26	14	85.7
600,000-649,999	23	9	155.6	25	10	150.0
650,000-699,999	21	9	133.3	21	10	110.0
700,000-749,999	15	6	150.0	15	6	150.0
750,000-799,999	14	10	40.0	19	13	46.2
800,000-849,999	4	4	0.0	4	4	0.0
850,000-899,999	18	10	80.0	19	10	90.0

New Listings

	This Month			Year to Date		
	2024	2023	% Chg	2024	2023	% Chg
0-99,999	0	0	0.0	0	0	0.0
100,000-149,999	2	1	100.0	2	1	100.0
150,000-199,999	4	2	100.0	4	2	100.0
200,000-249,999	5	1	400.0	5	1	400.0
250,000-299,999	2	2	0.0	2	2	0.0
300,000-349,999	3	13	-76.9	3	13	-76.9
350,000-399,999	6	2	200.0	6	2	200.0
400,000-449,999	2	2	0.0	2	2	0.0
450,000-499,999	5	3	66.7	5	3	66.7
500,000-549,999	2	1	100.0	2	1	100.0
550,000-599,999	3	4	-25.0	3	4	-25.0
600,000-649,999	2	0	N/A	2	0	N/A
650,000-699,999	2	1	100.0	2	1	100.0
700,000-749,999	1	1	0.0	1	1	0.0
750,000-799,999	6	4	50.0	6	4	50.0
800,000-849,999	0	1	-100.0	0	1	-100.0
850,000-899,999	4	0	N/A	4	0	N/A

900,000-949,999	5	3	66.7	9	5	80.0	900,000-949,999	5	1	400.0	5	1	400.0
950,000-999,999	14	8	75.0	16	8	100.0	950,000-999,999	3	0	N/A	3	0	N/A
1,000,000-1,499,999	55	23	139.1	62	27	129.6	1,000,000-1,499,999	6	3	100.0	6	3	100.0
1,500,000-1,999,999	18	15	20.0	21	18	16.7	1,500,000-1,999,999	4	3	33.3	4	3	33.3
2,000,000-2,999,999	28	18	55.6	28	19	47.4	2,000,000-2,999,999	3	0	N/A	3	0	N/A
3,000,000-3,999,999	12	10	20.0	13	10	30.0	3,000,000-3,999,999	1	0	N/A	1	0	N/A
4,000,000-4,999,999	3	3	0.0	3	3	0.0	4,000,000-4,999,999	0	0	0.0	0	0	0.0
5,000,000+	9	7	28.6	11	9	22.2	5,000,000+	2	1	100.0	2	1	100.0
Totals	489	278	75.9	539	368	46.5	Totals	73	46	58.7	73	46	58.7

Information is deemed to be reliable, but is not guaranteed. © 2024 [MLS](#) and [FBS](#). Prepared by Job Gutierrez on Thursday, February 01, 2024 10:48 AM.

Due to the international outreach of the Real Estate websites, the prices herein advertised in USD currency are payable in Pesos MXN (Mexican currency) at the official exchange rate FIX <https://www.banxico.org.mx/tipcamb/tipCamMlAction.do?idioma=sp> applicable on the payment date or any other exchange rate agreed upon by the parties of the transaction.

Debido al alcance internacional de los sitios web de Bienes Raíces, los precios aquí anunciados en moneda USD son pagaderos en Pesos MXN (moneda mexicana) al tipo de cambio oficial FIX <https://www.banxico.org.mx/tipcamb/tipCamMlAction.do?idioma=sp> aplicable en la fecha de pago o cualquier otro tipo de cambio acordado por las partes de la transacción.