



Alice Rocks Wonderland

STUDY GUIDE

Use this Study Guide to enhance the educational experience of this musical show!

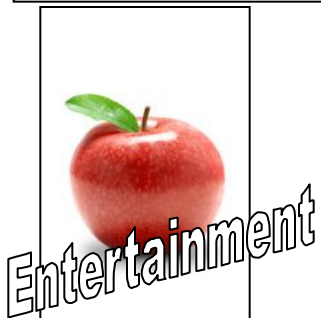
ALL ABOUT ACT For Youth

ACT For Youth is an acclaimed professional touring theatre company based in Orlando, Florida.

Each year, the Atlantic Coast Theatre performs hundreds of shows for thousands of students across the United States.



ACT For Youth's high-quality educational programming is recognized nationally by theatres, schools, art councils, libraries, and festivals- not to mention more than 750,000 audience members who have seen ACT 4500+ performances since 1999!



Visit Our Website!

www.atlantic-coast-theatre.com

LEWIS CARROLL



Florida B.E.S.T. Standards Connections:
ELA.K.R.1.3, ELA.1.R.2.4, ELA.2.R.2.4, ELA.3.R.2.3, ELA.4.R.2.3, ELA.5.R.2.3

Lewis Carroll was an English writer from the 1800's.

He is famous because of two books—
ALICE'S ADVENTURES IN WONDERLAND

&

THROUGH THE LOOKING GLASS

His real name was Charles Lutwidge Dodgson, but
"Lewis Carroll" was his Pen-Name...the name he used as a writer.

He was born on January 27, 1832.

Throughout his life, he had difficulty speaking to people because of a stammer (or stutter).
Even though it bothered him, it did not stop him.

As a child he loved to put on puppet and magic shows for his family.

As he grew older, he was also very interested in math and photography.

But his main interest was writing. He loved writing poetry.
When he was younger, his family would make homemade newspapers.

His poems would be a part of those newspapers.

As an adult he was able to publish his poems in real papers.

ALICE'S ADVENTURES IN WONDERLAND was published in 1865.

THROUGH THE LOOKING GLASS was published in 1872.

Both of these creative fantasy books about Alice were highly imaginative and full of
magnificent poetry! They are still read and loved today!

Create A Pen-Name For Yourself

Your Real Name: _____







Your Pen-Name: _____

Why did you choose this Pen-Name?

ALICE ROCKS WONDERLAND is a MUSICAL.
The music is original and composed by A.C.T. For Youth.
The inspiration was the poems written by Lewis Carroll.

Be A Songwriter

Use this poem from the book Alice In Wonderland as your lyrics.
(Lyrics are the WORDS in your song)



A boat beneath a sunny sky
Lingering onward dreamily
In an evening of July
Still she haunts me phantomwise
Alice moving under skies
Never seen by waking eyes.
In a Wonderland they lie,
Dreaming as the days go by,
Dreaming as the summers die
Ever drifting down the stream,
Lingering in the golden dream
Life, what is it but a dream?

By yourself OR in a group of 4-6

Write the melody for this song.

What style of music fits well with this poem?

Do you want to repeat lines? If so, which lines?

Do any of these words fit well to be the CHORUS?

Each person or group should share their song.

How are the songs different? How are they the same?

Use your imagination to figure out how you could make the background music to the songs. Use instruments, electronic instruments, or your voices to create the accompaniment!

Where In The World...Oxford University



Charles Dodgson, better known as Lewis Carroll, went to College at Oxford University in England. He was also a tutor there, and some of his inspiration for Alice's story comes from Oxford.

OXFORD FACTS

- Oxford is more than 900 years old, making it the 2nd oldest University in the entire world
- The name "Oxford" originally comes from the location in the town where Ox (or cows) would travel across a "ford" or shallow area in the river running through town.
- Some scenes from the Harry Potter movies were filmed at Oxford.
- Actor Rowan Atkinson, who plays Mr. Bean, went to Oxford.
- 27 of England's Prime Ministers graduated from Oxford.

Find Oxford on a map of England, and learn about the school and town. What is your favorite college or university? Find it on a map as well. Use a map program like Google Maps to calculate the distance from your favorite university to Oxford.

(Florida Standards Connections:
SS.K.G.1.2, SS.1.G.1.2, SS.2.G.1.1, SS.3.G.1.1, SS.4.G.1.4, SS.5.G.1.2)

Costume Design For A Rock Show!

A.C.T. For Youth wanted to use the original illustrations as inspiration for the rock-and-roll costumes for ALICE ROCKS WONDERLAND.

Can you see what is similar and what is different?

Alice and the Cheshire Cat



The Mad Hatter



COSTUME

Actors wear costumes in a show to help the audience know what kind of character they are playing. Wearing a costume is fun. What other things did you see the actors use to make their characters come to life BESIDES their costumes?



The White Rabbit


The PRINCE Of Hearts



~Now It Is Your Turn To Create A Costume Design!~
Draw Your Own Costume!

On the next pages, you will see characters from the book
ALICE'S ADVENTURES IN WONDERLAND.

How would you design Rock-And-Roll costumes for
A.C.T. For Youth actors inspired by original illustrations?



Tweedledee &

Tweedledum

2





The Mock Turtle



Before The Show Activities

- You will be seeing a live theatre production. What are the differences between a play, a movie, and TV? What kinds of theatre manners should be used when watching a play?
- Familiarize yourself with the traditional ALICE IN WONDERLAND story. You can watch one of the movie versions, like the classic Disney Cartoon version, or better yet, try reading the book.

After The Show Activities

- In the play, Alice learns that reading a book isn't about getting to the end, but about putting yourself into the story and feeling what the characters feel. Discuss books that you have read that made you feel like you were in the story. Try reading one of your classmate's favorites and talking about it afterwards.
- Do you remember the LOBSTER QUADRILLE part of the play where the audience dances with Alice and the Prince Of Hearts? What are your favorite dances? Stand in a circle with your classmates. One at a time, step into the circle and do a dance move. The rest of the class should yell out "Let's Dance!" in unison. Then everyone should do the same dance movement. Go around the circle until everyone has been the leader of a dance move.
- What was your favorite part of the play? Who was your favorite character? A fun part about seeing a play is talking about it afterwards with your friends. Discuss what you liked best and why? Did everyone have the same favorite part?
- ALICE'S ADVENTURES IN WONDERLAND is one of the most famous "fantasy" books of all time. Fantasy stories have fantastic out-of-this-world characters, settings, and situations. Talk about "fantasy" books and stories that you know. How are they similar to Alice's story? How are they different?

More After The Show Activities

- **COMPARE & CONTRAST**- Read different versions of the stories that were performed in the play you watched. Discuss as a class how the different versions were the same and how they were different.
- **WRITE A STORY**- What happens next in the story? It is up to you. Choose one of the characters from the show. Write a short story about what happens after the play ends.
- **ACT OUT A CHARACTER**- Choose a favorite character from the play and act it out. Use your own imagination to choose how to play the part. You can even choose characters who are mentioned and never shown on stage.
- **BE A SCENIC DESIGNER**- The scenery for the show you watched was designed specifically to help tell the story on stage. The Atlantic Coast Theatre is a touring theatre company, so at the end of the show, everything must be packed up and taken to the next performance location. Choose one of your favorite stories and design the scenery. Think about how it will go together for travel, and how easy or difficult it will be to pack up.
- **YOUR REVIEW**- Discuss your thoughts on the show. What were your favorite parts? What elements of the performance helped to tell the story.



All About The Actors

Noel Holland & Don Gruel

You will be seeing professional actors!
That means they act for their jobs!
An interesting fact about the actors:
They started acting when they were YOUR age!



NOEL HOLLAND– I cannot remember a time when I was not singing. As a child, I would sing to anyone who would listen– if nobody was there to hear, I would sing to myself! I started acting and dancing because I loved performing on stage. My sister and I would put on plays for our parents in the living room! When I was in middle school and high school, I decided that I wanted to be a performer. After I graduated college with a degree in music, I became a professional actor- working for theatres all over the country. Now, I have my dream job– owning a theatre. I am so proud to be a part of the Atlantic Coast Theatre For Youth. It gives me all kinds of opportunities to sing, act, write songs, and use my imagination. I so enjoy creating shows that children love because I loved theatre and music so much when I was a child!



Noel & her little sister, Meredith, putting on a play for family.



Don as the Easter Bunny in his 3rd Grade School Play

DON GRUEL– I grew up in Beaufort, South Carolina. When I was little, I would make up plays using my “Star Wars” Action Figures as the actors. I started doing school plays when I was in Kindergarten, but my first play outside of school I was in the musical OKLAHOMA when I was 10 years old. I really liked the feeling of being able to pretend to become other people in other places. I kept doing plays throughout Middle School & High School and decided to study Theatre in college. I graduated from the University Of South Carolina in 1993 and have worked in professional theatre ever since. I have always loved using my imagination. As an actor, I get to be creative every single day.

You can try acting too!

Get involved in a play at school or in your community!

“WRITE YOUR OWN PLAY” ADAPTATION ACTIVITY

PLAYWRITING TIPS

- Every good play has to start somewhere.
- Sometimes the idea for a play comes completely from the playwright’s imagination.
- Sometimes the idea is created from a book, a story, or even a song.
- The writer uses the original book or story as an inspiration.

AN ADAPTATION IS...

~A New Play Based On A Book Or A Story~

-1-

Pick a story with characters that will make your play interesting. You can also create new characters. Remember it is your adaptation!

-2-

Make a ‘Road Map’- outline the plan of how you want your play to be written. Don’t be afraid to change your mind. Sometimes creativity needs to take a detour!

-3-

Write your dialogue (what the characters say). Try to write dialogue that is realistic and not too formal. It will sound closer to how people really talk.

(Florida B.E.S.T. Standards Connections:
ELA.K.C.1.2, ELA.1.C.1.2, ELA.2.C.1.2, ELA.3.C.1.2, ELA.4.C.1.2, ELA.5.C.1.2)

Be a SCENIC ARTIST Activity

A SCENIC ARTIST, sometimes known as a SET DESIGNER, creates visual art for theatre performances.

Multiple Places In One Set

Often, a scenic artist has the challenge of designing the scenery for a play that happens in many different places. Sometimes the scenery can be moved, but sometimes a “UNIT SET”, or scenery that stays in place for the entire show is used. Pick a story that you like that happens in multiple locations. Design a non-moving “UNIT SET” for the stage version of the story you chose.

(Florida Standards Connections:

VA.K.S.1.2, VA.1.S.1.3, VA.2.S.3.1, VA.3.S.3.1, VA.4.S.3.1, VA.5.S.3.1)

A.C.T. For Youth loves to receive letters from our audience!

(Florida B.E.S.T. Standards Connections:

ELA.K.C.1.3, ELA.1.C.1.3, ELA.2.C.1.3, ELA.3.C.1.3, ELA.4.C.1.3, ELA.5.C.1.3)



You will write letters all of your life!
You will write letters in school, to correspond with friends and family, and for your job one day!
It is very important to know how to write a good letter.

Your teachers may want you to write your letter in a proper letter-writing style or format. Here is an example of one style!

A.C.T. For Youth
8297 Champions Gate Blvd. #188
Champions Gate, FL 33896

Dear Audience:

The Atlantic Coast Theatre For Youth would like to thank all of you for showing us such fantastic audience manners during the show! Everyone was so respectful during the performance. You laughed when things were funny, but you were also able to quiet back down so that everyone could hear. I don't think that we heard anyone talking while the actors were on stage. That was great! You made our job so much fun.

Thanks so much! You were wonderful!

Sincerely,

Don Gruel & Noel Holland

YOU CAN SEND US

~A DRAWING~

~WHAT YOU LEARNED~

~YOUR FAVORITE PART~

**Your Opinions Count!
They Help Us When
We Write
New Shows!**

Send your letters to:

Atlantic Coast Theatre For Youth
8297 Champions Gate Blvd. #188
Champions Gate, FL 33896

2023 FL STANDARDS CONNECTIONS:

ELA.K.12.EE.4.1, ELA.K.12.EE.3.1

ELA.K.12.EE.4.1: Use appropriate collaborative techniques and active listening skills when engaging in discussions in a variety of situations.

ELA.K.12.EE.3.1: Make inferences to support comprehension.

ACTIVITIES:

-Watching the performance and engaging in followup discussion

ELA.K.V.1.2, ELA.1.V.1.2, ELA.2.V.1.2, ELA.3.V.1.3, ELA.4.V.1.3, ELA.5.V.1.3

ELA.K.V.1.2: Ask and answer questions about unfamiliar words in grade-level content.

ELA.1.V.1.2: Identify and use frequently occurring base words and their common inflections in grade-level content.

ELA.2.V.1.2: Identify and use base words and affixes to determine the meaning of unfamiliar words in grade-level content.

ELA.3.V.1.3: Use context clues, figurative language, word relationships, reference materials, and/or background knowledge to determine the meaning of multiple-meaning and unknown words and phrases, appropriate to grade level.

ELA.4.V.1.3: Use context clues, figurative language, word relationships, reference materials, and/or background knowledge to determine the meaning of multiple-meaning and unknown words and phrases, appropriate to grade level.

ACTIVITIES:

-Be A Songwriter

ELA.K.V.1.1, ELA.1.V.1.1, ELA.2.V.1.1, ELA.3.V.1.1, ELA.4.V.1.1, ELA.5.V.1.1

ELA.K.V.1.1: Use grade-level academic vocabulary appropriately in speaking and writing.

ELA.1.V.1.1: Use grade-level academic vocabulary appropriately in speaking and writing.

ELA.2.V.1.1: Use grade-level academic vocabulary appropriately in speaking and writing.

ELA.3.V.1.1: Use grade-level academic vocabulary appropriately in speaking and writing.

ELA.4.V.1.1: Use grade-level academic vocabulary appropriately in speaking and writing.

ELA.5.V.1.1: Use grade-level academic vocabulary appropriately in speaking and writing.

ACTIVITIES:

-Be A Songwriter

ELA.K.R.1.3, ELA.1.R.2.4, ELA.2.R.2.4, ELA.3.R.2.3, ELA.4.R.2.3, ELA.5.R.2.3

ELA.K.R.1.3: Explain the roles of author and illustrator of a story.

ELA.1.R.2.4: Identify an authors opinion(s) about the topic.

ELA.2.R.2.4: Explain an authors opinion(s) and supporting evidence.

ELA.3.R.2.3: Explain the development of an author's purpose in an informational text.

ELA.4.R.2.3: Explain an authors perspective toward a topic in an informational text.

ELA.5.R.2.3: Analyze an authors purpose and/or perspective in an informational text.

ACTIVITIES:

-About The Author

ELA.K.R.3.3, ELA.1.R.3.3, ELA.2.R.3.3, ELA.3.R.3.3, ELA.4.R.3.3, ELA.5.R.3.3

ELA.K.R.3.3: Compare and contrast characters experiences in stories.

ELA.1.R.3.3: Compare and contrast two texts on the same topic.

ELA.2.R.3.3: Compare and contrast important details presented by two texts on the same topic or theme.

ELA.3.R.3.3: Compare and contrast how two authors present information on the same topic or theme.

ELA.4.R.3.3: Compare and contrast accounts of the same event using primary and/or secondary sources.

ELA.5.R.3.3: Compare and contrast primary and secondary sources related to the same topic.

ACTIVITIES:

-After The Show Activities, Compare & Contrast

ELA.K.R.1.1, ELA.K.R.1.3, ELA.1.R.1.1, ELA.1.R.1.2, ELA.2.R.1.1, ELA.2.R.1.2, ELA.3.R.1.1, ELA.3.R.1.2, ELA.4.R.1.1, ELA.4.R.1.2, ELA.5.R.1.1, ELA.5.R.1.2

ELA.K.R.1.1: Describe the main character(s), setting, and important events in a story.

ELA.K.R.1.3: Explain the roles of author and illustrator of a story.

ELA.1.R.1.1: Identify and describe the main story elements in a story.

ELA.1.R.1.2: Identify and explain the moral of a story.

ELA.2.R.1.1: Identify plot structure and describe main story elements in a literary text.

ELA.2.R.1.2: Identify and explain a theme of a literary text.

ELA.3.R.1.1: Explain how one or more characters develop throughout the plot in a literary text.

ELA.3.R.1.2: Explain a theme and how it develops, using details, in a literary text.

ELA.4.R.1.1: Explain how setting, events, conflict, and character development contribute to the plot in a literary text.

ELA.4.R.1.2: Explain a stated or implied theme and how it develops, using details, in a literary text.

ELA.5.R.1.1: Analyze how setting, events, conflict, and characterization contribute to the plot in a literary text.

ELA.5.R.1.2: Explain the development of stated or implied theme(s) throughout a literary text.

ACTIVITIES:

-Before The Show Activities, Familiarize yourself with other versions of ALICE IN WONDERLAND

ELA.K.C.1.3, ELA.1.C.1.3, ELA.2.C.1.3, ELA.3.C.1.3, ELA.4.C.1.3, ELA.5.C.1.3

ELA.K.C.1.3: Using a combination of drawing, dictating, and/or writing, express opinions about a topic or text with at least one supporting reason.

ELA.1.C.1.3: Write opinions about a topic or text with at least one supporting reason from a source and a sense of closure.

ELA.2.C.1.3: Write opinions about a topic or text with reasons supported by details from a source, use transitions, and provide a conclusion.

ELA.3.C.1.3: Write opinions about a topic or text, include reasons supported by details from one or more sources, use transitions, and provide a conclusion.

ELA.4.C.1.3: Write to make a claim supporting a perspective with logical reasons, using evidence from multiple sources, elaboration, and an organizational structure with transitions.

ELA.5.C.1.3: Write to make a claim supporting a perspective with logical reasons, relevant evidence from sources, elaboration, and an organizational structure with varied transitions.

ACTIVITIES:

-Write a letter to the actors

ELA.K.C.1.2, ELA.1.C.1.2, ELA.2.C.1.2, ELA.3.C.1.2, ELA.4.C.1.2, ELA.5.C.1.2

ELA.K.C.1.2: Using a combination of drawing, dictating, and/or writing, create narratives with the events in chronological order.

ELA.1.C.1.2: Write narratives that retell two or more appropriately sequenced events, including relevant details and a sense of closure.

ELA.2.C.1.2: Write personal or fictional narratives using a logical sequence of events, transitions, and an ending.

ELA.3.C.1.2: Write personal or fictional narratives using a logical sequence of events, appropriate descriptions, dialogue, a variety of transitional words or phrases, and an ending.

ELA.4.C.1.2: Write personal or fictional narratives using a logical sequence of events and demonstrating an effective use of techniques such as descriptions and transitional words and phrases.

ELA.5.C.1.2: Write personal or fictional narratives using a logical sequence of events and demonstrating an effective use of techniques such as dialogue, description, and transitional words and phrases.

ACTIVITIES:

-Write Your Own Play

-Before The Show Activities, Your Favorite Music

-After The Show Activities, Write A Story

SS.K.G.1.2 / SS.1.G.1.2 / SS.2.G.1.1 / SS.3.G.1.1 / SS.4.G.1.4 / SS.5.G.1.2

- SS.K.G.1.2:** Explain that maps and globes help to locate different places and that globes are a model of the Earth.
- SS.1.G.1.2:** Identify key elements (compass rose, cardinal directions, title, key/legend with symbols) of maps and globes.
- SS.2.G.1.1** Use different types of maps (political, physical, and thematic) to identify map elements.
- SS.3.G.1.1:** Use thematic maps, tables, charts, graphs, and photos to analyze geographic information.
- SS.4.G.1.4:** Interpret political and physical maps using map elements (title, compass rose, cardinal directions, intermediate directions, symbols, legend, scale, longitude, latitude).
- SS.5.G.1.2:** Use latitude and longitude to locate places.

ACTIVITIES:

-Where In The World

TH.K.C.2.1. / TH.K.C.3.1 / TH.1.C.2.2 / TH.1.C.3.1 / TH.2.C.1.1 / TH.2.C.1.2 / TH.2.C.3.1 / TH.3.C.1.2 / TH.3.C.3.1 / TH.4.C.3.1 / TH.4.C.3.3 / TH.5.C.2.3 / TH.5.C.3.1 / TH.68.C.1.3 TH.68.C.2.4)

- TH.K.C.2.1.** Respond to a performance and share personal preferences about parts of the performance
- TH.K.C.3.1** Recognize that individuals may like different things about a selected story or play
- TH.1.C.2.2** Identify elements of an effective performance
- TH.1.C.3.1** Share opinions about selected plays
- TH.2.C.1.1** Describe a character in a story and tell why the character is important to the story
- TH.2.C.1.2** Respond to a play by drawing and/or writing about a favorite aspect of it
- TH.2.C.3.1** Identify important characteristics to discuss when sharing opinions about theatre
- TH.3.C.1.2** Watch a play and describe how the elements of light, costumes, props, and sound influence the mood of the production
- TH.3.C.3.1** Discuss the techniques that help create an effective theatre work
- TH.4.C.3.1** Identify the characteristics of an effective acting performance
- TH.4.C.3.3** Define the elements of a selected scene that create an effective presentation of an event or person
- TH.5.C.2.3** Defend an artistic choice for a theatrical work
- TH.5.C.3.1** Discuss alternate performance possibilities of the same character in the same play
- TH.68.C.1.3** Determine the purpose(s), elements, meaning, and value of a theatrical work based on personal, cultural, or historical standards
- TH.68.C.2.4** Defend personal responses to a theatre production

ACTIVITIES:

-After The Show Activities, Your Review

TH.K.S.1.1 / TH.1.O.3.1 / TH.1.S.1.1 / TH.2.C.2.2 / TH.2.S.1.1 / TH.3.O.3.1 / TH.3.S.1.1 / TH.4.S.1.1 / TH.5.H.3.2 / TH.5.S.1.1

- TH.K.S.1.1** Demonstrate appropriate audience behavior at a live performance.
- TH.1.O.3.1** Compare a play to an animated movie that tells the same story.
- TH.1.S.1.1** Exhibit appropriate audience etiquette and response.
- TH.2.C.2.2** Describe how an actor in a play, musical, or film creates a character.
- TH.2.S.1.1** Exhibit the behavior necessary to establish audience etiquette, response, and constructive criticism.
- TH.3.O.3.1** Compare the characteristics of theatre to television and movies.
- TH.3.S.1.1** Demonstrate effective audience etiquette and constructive criticism for a live performance.
- TH.4.S.1.1** Exhibit proper audience etiquette, give constructive criticism, and defend personal responses.
- TH.5.H.3.2** Compare theatre to other modes of communication.
- TH.5.S.1.1** Describe the difference in responsibilities between being an audience member at live or recorded performances.

ACTIVITIES:

- Before The Show Activity, Watching A Play

TH.K.S.2.1, TH.1.S.3.1, TH.2.S.3.1, TH.3.S.3.1, , TH.4.S.3.1, TH.5.S.3.1

- TH.K.S.2.1** Pretend to be a character from a given story.
- TH.1.S.3.1** Use simple acting techniques to portray a person, place, action, or thing.
- TH.2.S.3.1** Create imagined characters, relationships, and environments using basic acting skills.
- TH.3.S.3.1** Create and sustain imagined characters and relationships, using basic acting skills, to tell a simple story.
- TH.4.S.3.1** Create and sustain imagined characters and relationships, using basic acting skills, to re-tell a well-known fairy tale, fable, or story.
- TH.5.S.3.1** Create and sustain imagined characters and relationships, using basic acting skills, to tell an original story based on historical, literary, or everyday situations.

ACTIVITIES:

- After The Show Activities, Act Out A Character

VA.K.S.1.2, VA.1.S.1.3, VA.2.S.3.1, VA.3.S.3.1, VA.4.S.3.1, VA.5.S.3.1

-**VA.K.S.1.2** Produce artwork influenced by personal decisions and ideas.

-**VA.1.S.1.3** Create works of art to tell a personal story.

-**VA.2.S.3.1** Manipulate art materials and refine techniques to create two- and/or three-dimensional personal works.

-**VA.3.S.3.1** Use materials, tools, and processes to achieve an intended result in two- and/or three-dimensional artworks.

-**VA.4.S.3.1** Experiment with various materials, tools, techniques, and processes to achieve a variety of results in two- and/or three-dimensional artworks.

-**VA.5.S.3.1** Use materials, tools, techniques, and processes to achieve expected results in two- and/or three-dimensional artworks.

ACTIVITIES:

-Costume Design For A Rock Show

-After The Show Activities, Be A Set Designer