

ANIMAL RESEARCH

DUCKS



Name _____ Date _____

K-W-L CHART




Find books about ducks. Spend a few minutes flipping through the books. Then fill in the first two columns of the chart below. Fill in the last column after you have done your research.

WHAT I KNOW

**WHAT I WANT
TO KNOW**

WHAT I LEARNED





DUCKS

Describe a duck by writing a sentence or drawing a picture in each box.

CAN

HAVE

ARE


ALL ABOUT DUCKS

What are ducks?

Where do they live?

What do they eat?





ALL ABOUT DUCKS

What parts do they have?

Blank area for writing the answer to the question: What parts do they have?

What can they do?

Blank area for writing the answer to the question: What can they do?





How do they move?

Blank area for writing the answer to the question: How do they move?




FUN FACTS ABOUT DUCKS

Fill in the shapes with information that you find.



PARTS OF A DUCK

head, neck, eye, ear, bill or beak, nostril, breast, shank, webbed feet, wing, tail, undertail coverts




Label the duck parts and describe the function of each part.

LIFE CYCLE OF A DUCK



Paste a picture of the life cycle of a duck.

Describe the life cycle of a duck.



NEW VOCABULARY

What new words have you learned as you did your research? Write them below.

WORD	MEANING	PICTURE

